EAGLE™
Foodservice Equipment Division
Profit from the Eagle Advantage®

Foodservice
2008 Price List

- Shelving
- Retail Display
- Tables
- Sinks
- Hot Food Tables
- Director's Choice® Cafeteria Line
- Cooking/Warming Equipment
- Underbar Equipment
- Dishtables
- SPEC-AIR® Ventilation Hoods
- Panco® Transport Systems
- SpecFAB® Custom Fabrication

EAGLE™
Foodservice Equipment Division
Profit from the Eagle Advantage®

Table of Contents

Warranty Information 1-2

Product Index 3-5

Detailed contents listing at the start of each individual section



Shelving 6-64

Retail Display 65-78

Tables 79-116

Sinks 117-150

Hot Food Tables 151-168

Director's Choice® Cafeteria Line 169-180

Cooking & Warming Equipment 181-194

Underbar Equipment 195-224

Dishtables 225-234



SPEC AIR® Ventilation Hoods 235-240

Panco® Transport Systems 241-264

Custom Options & Accessories 265-268

SpecFAB® Custom Fabrications 269-276

Alphanumeric Price Index 277-327

Terms & Conditions 328

Distribution Centers . . . . . inside back cover

Look for these emblems located to the right of or below each appropriate product title and/or product subtitle:

see spec sheet EG10.42	- catalog spec sheet reference
NSF	- approved by the National Sanitation Foundation
	- approved by the Canadian Standard Association (gas units)
CSA	- approved by the Canadian Standard Association (electric and plumbing fixtures)
UL	- approved by Underwriters Laboratories for U.S.A. only
c UL us	- approved by Underwriters Laboratories for use in Canada and U.S.A.
GAS FIRED c UL us LISTED	- approved by Underwriters Laboratories for use in Canada and U.S.A. (gas-fired units)
	- recognized component by Underwriters Laboratories
NFPA-96	- Meets the standards of the National Fire Protection Association, Bulletin #96

Chef's Choice™, Chef 's Line™, Floor -Trak™, Lok-n-Fold™, Shelf Select™, Spec-Bar Select™, Standouts™, and TEMP-GARD™ are trademarks of Eagle Foodser vice Equipment, a division of Eagle Group.

Add-A-Shelf®, AdjusTable®, Director's Choice®, DrainPerfect®, Eaglebrite®, Eaglegard®, Flex-Master®, LIFESTOR®, MasterSeal®, Master Trak®, MICROGARD®, Panco®, QuadTruss®, Quik-Set®, RedHots®, Redi-Pak®, SPEC AIR®, Spec-Bar 2000®, SpecFAB®, Spec-Master®, Snap-n-Slide®, Uni-Lok®, Uni-Wall®, Valu-Gard®, Valu-Master®, and WalStor® are registered trademarks of Eagle Foodservice Equipment, a division of Eagle Group.

EAGLE Shelving Warranty:

Eagle Foodservice warrants that goods supplied hereunder manufactured by Eagle Foodser vice will be free from defects in material and workmanship at the time they leave our factor y. Upon factory inspection, we guarantee to replace any shelf that is defective for a period of up to one year from the date of original installation, not to exceed 18 months from date of shipment from Eagle, provided that it has been properly installed and maintained. If a shelf proves to be defective, or not in conformity with the specification, customers are entitled only to replacement of such unit. Under no circumstances will we be liable for any claims for labor or subsequent damage.

To the original owner, Eagle Group warrants against rust formation over more than 5% of the shelving surface as stated below following original date of installation:

	DRY STORAGE	COOLER STORAGE
EAGLEbrite® – 3-year warranty	√	-
Chrome – 1-year warranty	√	-
Valu-Master® and **Valu-Gard**® – 5-year warranty	√	√
EAGLEgard® – 15-year warranty **with MICROGARD**®	√	√
Stainless Steel – 15-year warranty	√	√
LIFESTOR® **with MICROGARD**® *	√	√

* 1-year manufacturer's warranty on all defective component parts.
* Lifetime limited warranty against rust or corrosion on stainless steel posts and stainless steel rails (3-year warranty on zinc with clear epoxy).

Eagle wire shelving must be cleaned with soft cloths and mild detergents. Using abrasive materials, scrapers or stiff brushes will void this warranty, as will physical damage, rupturing the coating or sustained exposure to corrosive substances and vapors. Warranty applies only when shelves have been continuously used within a temperature range from -20°F to +120°F, with intermittent exposure up to +200°F for Valu-Master® or EAGLEgard® epoxy finishes, and up to +175°F for chrome or EAGLEbrite® zinc finishes.

In the event of a warranty claim, an Eagle Group representative will examine the installation and determine return or repair disposition. Repairs will be handled by the initial owner. Returns, including disassembly and subsequent reassembly, become the responsibility of the initial owner. Replacements will be shipped prepaid FOB the nearest distribution point.

There are no warranties which extend beyond these warranties. All other expressed or implied warranties, including those of merchantability or fitness for a particular purpose, which exceed the warranties stated above, are disclaimed by EAGLE Foodservice and excluded from this agreement. No employee or agent of ours has any authority to make any representation or warranty which exceeds the warranties stated above.

NO EAGLE EQUIPMENT MAY BE RETURNED EXCEPT UPON WRITTEN AUTHORIZATION FROM EAGLE FOODSERVICE EQUIPMENT.
SEE PAGE 328 FOR TERMS & CONDITIONS.

EAGLE Worktable, Sink, Dishtable, and Ventilation Hood Warranty:

Eagle Foodservice warrants that goods supplied hereunder manufactured by Eagle Foodser vice will be free from defects in material and workmanship at the time they leave our factor y.

Within a period of one year from the date of original installation of the equipment, not to exceed 18 months from date of shipment from Eagle, Eagle Foodser vice will replace, without charge, any defective parts or component material upon demonstration to its satisfaction that a breach of warranty did not exist. Under no cir cumstances will we be liable for any claims for labor or subsequent damage.

There are no warranties which extend beyond these warranties. All other expressed or implied warranties, including those of merchantability or fitness for a particular purpose, which exceed the warranties stated above, are disclaimed by Eagle Foodservice and excluded from this agreement. No employee or agent of ours has any authority to make any representation or warranty which exceeds the warranties stated above.

NO EAGLE EQUIPMENT MAY BE RETURNED EXCEPT UPON WRITTEN AUTHORIZATION FROM EAGLE FOODSERVICE EQUIPMENT.
SEE PAGE 328 FOR TERMS & CONDITIONS.

Eagle Foodservice Equipment is a division of Eagle Group.
(formerly known as Metal Masters)

Limited Warranty for Hot Food Table Buffet Equipment, Cold Pan Units, Portable Food Warming Equipment, Fryers, Griddles, Charbroilers, Heated Drawers, and Transport Holding Cabinets:

Eagle Foodservice Equipment warrants to the original owner that goods supplied hereunder manufactured by Eagle Foodservice Equipment will be free from defects in materials and workmanship for a period of one year from date of original installation, not to exceed 18 months from date of shipment from the factor y. Eagle Foodservice Equipment will replace, without charge, any defective parts or component material, upon demonstration to its satisfaction that a breach of warranty did not exist.

Please refer to Catalog Section 150 for a listing of the authorized parts and ser vice centers near you or call the factor y for assistance.

This warranty does not cover any cost associated with maintenance, misuse, abuse, improper installation, pilot light adjustments, pilot outage, improper ventilation, adjustments, alteration, calibration, wrong voltage, wrong gas, voltage or gas conversions, resetting of circuit breakers or safety controls, overtime charges, travel charges on portable equipment, mileage in excess of 100 miles, operation contrar y to the installation and operating instructions, damage caused by flood, fire, or acts of God. This warranty shall not apply if the nameplate has been removed or altered.

There are no warranties, which extend beyond these warranties. All other expressed or implied warranties, including those of merchantability or fitness for a particular purpose, which exceed the warranties stated above, are disclaimed by Eagle Foodservice Equipment and excluded from this agreement. No employee or agent of ours has any authority to make any representation or warranty, which exceeds the warranties stated above.

NO EAGLE FOODSERVICE EQUIPMENT MAY BE RETURNED EXCEPT UPON WRITTEN AUTHORIZATION FROM EAGLE FOODSERVICE EQUIPMENT.

EAGLE Underbar Warranty:

Eagle Foodservice Equipment warrants that goods supplied hereunder manufactured by Eagle Foodser vice Equipment will be free from defects in material and construction at the time they leave our factor y.

Within a period of one year from the date of original installation of the equipment not to exceed 18 months from date of shipment from Eagle, Eagle Foodser vice Equipment will replace without charge any defective parts or component material upon demonstration to its satisfaction that a breach of warranty did not exist. This warranty applies to parts or component material only . All parts, whether covered by warranty or pur chased for replacement or repair, will be shipped FOB Factor y. All parts returned to the factory must be shipped prepaid. Under no circumstances will we be liable for any claims for labor or subsequent damage.

WARRANTY AUTOMATICALLY BECOMES NULL AND VOID IF UNDERBAR UNIT HAS BEEN USED WITH A GAS BURNER.

There are no warranties which extend beyond these warranties. All other expressed or implied warranties, including those of merchantability or fitness for a particular purpose, which exceed the warranties stated above, are disclaimed by Eagle foodser vice Equipment and excluded from this agreement. No employee or agent of ours has any authority to make any representation or warranty which exceeds the warranties stated above.

NO EAGLE FOODSERVICE EQUIPMENT MAY BE RETURNED EXCEPT UPON WRITTEN AUTHORIZATION FROM EAGLE FOODSERVICE EQUIPMENT.

Panco® Transport Systems Warranty:

Eagle Foodservice Equipment warrants to the original owner that goods supplied hereunder manufactured by Eagle Foodservice Equipment will be free from defects in materials and workmanship for a period of one year from date of original installation, not to exceed 18 months from date of shipment from the factor y. Eagle Foodservice Equipment will replace, without charge, any defective parts or component material, upon demonstration to its satisfaction that a breach of warranty did not exist.

Please refer to Catalog Section 150 for a listing of the authorized parts and ser vice centers near you or call the factor y for assistance.

This warranty does not cover any cost associated with maintenance, misuse, abuse, improper installation, alteration, operation contrary to the installation and operating instructions, damage caused by flood, fire, or acts of God. This warranty shall not apply if the nameplate has been removed or altered.

There are no warranties, which extend beyond these warranties. All other expressed or implied warranties, including those of merchantability or fitness for a particular purpose, which exceed the warranties stated above, are disclaimed by Eagle Foodservice Equipment and excluded from this agreement. No employee or agent of ours has any authority to make any representation or warranty, which exceeds the warranties stated above.

NO EAGLE FOODSERVICE EQUIPMENT MAY BE RETURNED EXCEPT UPON WRITTEN AUTHORIZATION FROM EAGLE FOODSERVICE EQUIPMENT.

Eagle Foodservice Equipment is a division of EAGLE Group.

100 Industrial Boulevard, Clayton, DE 19938-8903 U.S.A.
Phone: 800-441-8440 or 302-653-3000. Fax: 302-653-2065
http://www.eaglegrp.com

EAGLE GROUP
Profit from the Eagle Advantage®

PRODUCT	PAGE #
3-Sided Frames	25
3-Sided Truss Snares, Angled Shelf/Visual Merchandising Carts	30, 73
4-Sided Truss Snares, Angled Shelf/Visual Merchandising Carts	30, 73
Accessories, Cooking & Warming Equipment	193
Accessories, Deluxe Service Mates	167
Accessories, Director's Choice	180
Accessories, Dishtables	230-233
Accessories, Hand Sinks	123-125
Accessories, Hot Food Tables	161-165
Accessories, LIFESTOR®	55-56
Accessories, Panco® Transport Systems	252
Accessories, Shelving	20-26
Accessories, Sinks	142-145
Accessories, Spec-Bar 2000®	219-221
Accessories, Tables	96, 98-106
Accessories, Underbar	206-207
Accessories, Ventilation Hoods	239
Adapter Bars	165, 193
Adapter Tops	165, 187
Add-A-Shelf®	14, 15, 69
Add-On Kits, LIFESTOR®	55
Add-On Units, LIFESTOR®	53
Add-On Units, Wire Shelving	11, 13
Adjustable Undershelf Slides	24
AdjusTable® Work Surface System	19, 107
Adjustment Valves, Hand Sinks	120, 124
Anti-Scald Valve	124
Anti-Siphon Breaker	145, 233
Baskets, WalStor®	38
Beer Drainers, Spec-Bar 2000®	216
Beverage Dispensers, Spec-Bar 2000®	219
Beverage Units, Director's Choice®	175
Bin Holder, WalStor®	38
Bins, WalStor®	38
Blender Modules	200, 204
Blender Stations, Spec-Bar 2000®	217
Boat Racks	111
Book Holder, WalStor®	38
Bottle Holder & Tray	207
Bottle Holders (for condiments)	164, 178
Bottle Opener & Cap Catcher	207
Bottle Racks, Spec-Bar 2000® Ice Chests	210, 221
Brackets, Cantilever Shelving Systems	60-62
Brackets, Gondola	47, 71
Brackets, WalStor®	37
Brackets, Wire Display Shelving	49, 72
Brackets, Wire Wall Mounts	43
Bulb Warmers, RedHots®	186
Bulk Wine Shelf Units	17, 74
Bullet Lights, Ventilation Hoods	239
Bumper Brackets	41, 57
Bumpers, Panco®	252
Bun Pan Dolly, Panco®	250
Can Racks, Panco®	248
Can Racks, WalStor®	38
Cantilever Shelving Systems	59-62
Cart, Beef	167
Cart, Maple Top Kitchen Wine	76
Cart, Open Bus Box	246
Carts, Angled Shelf/Visual Merchandising	30, 73
Carts, Hot Food Merchandising	192
Carts, Redi-Pak®	16
Carts, Stem Caster	27
Carts, Utility	16, 39, 57, 64
Carving Station Units, Director's Choice®	172
Cashier Units, Director's Choice®	174
Cashiers Stand	167
Casters, Decorative	45, 67
Casters, LIFESTOR®	54
Casters, Plate	32
Casters, Panco®	252
Casters, Quik-Set®	51
Casters, Stainless Steel Cart Washable	32
Casters, Stem	31
Casters, Swivel/Lock	32
Casters, Tables	82-93, 99
Casting, Shelving	22
Channel Frames for Rigid Stem Casters	31

PRODUCT	PAGE #
Chafing Dish Frames	164
Charbroilers, RedHots® Chef's Line™	183
Cocktail Stations, Spec-Bar 2000®	218
Cocktail Units & Workstations	199, 203
Cold Food Units, Director's Choice®	171
Cold Pan Units	159
Cold Pan Units, Buffet	166
Cold Plates, Underbar	199, 200
Collar Plug	21, 38
Collars, Add-A-Shelf®	14, 48, 69, 70
Collars, Ventilation Hoods	239
Combination Units, Underbar	198, 202
Condensate Hoods and Vents	233, 238
Connectors, LIFESTOR®	55
Control Bracket	145, 232
Cook & Hold Cabinets	263
Cookers/Warmers, Countertop	187
Corner Drainboards	206
Corner Transition Units, Director's Choice®	175
Covers, Cart	29
Covers, Dishtable Sink	233
Covers, Panco® Racks	243
Covers, Sink	144
Covers, Tote Box	23
Crumb Cup Strainer Assembly	124, 145
Cutting Boards, Hot Food Tables	164
Decorative Laminates, Hot Food Tables	162
Deluxe Service Mates	166-167
Detachable Drainboards	141
Director's Choice® Modular Cafeteria Units	169-180
Dish/Cup Dispensers, Director's Choice®	177
Dishtable Package Special	228
Dishtables, Clean	227
Dishtables, Soiled	228-229
Dishtables, Undercounter	229
Display Arm, Decorative	46, 68
Display Light Units, RedHots®	186
Display Pyramids, Decorative	44, 66
Disposal Provision Package	141, 232
Dividers	20, 23, 30, 46, 49, 55, 68, 72, 73
Dolly Frames	34
Dolly Trucks	28
Donut Bumpers, Stem Casters	31
Double-Mat Wire Shelving	64
DrainPerfect® Can Drainers	105, 143
Drains, Dishtables	233
Drains, Hand Sinks	124
Drains, Hot Food Tables	165
Drains, Sinks	145
Drains, Underbar	207
Drawer Assemblies/Kits, Tables	104-105
Drip Racks, Panco®	251
Drop-In Adjustable Dispensers, Director's Choice®	177
Dry Waste/Tube Chase, Spec-Bar 2000®	221
Dunnage Racks	33-34, 54
Emergency Eye Wash Unit, Hand Sinks	123
Enclosure Panels	17, 26, 56, 74
End Splashes, Hand Sinks	125
Etagere Top, Decorative	46, 68
Faucet Repair Kits	123, 143
Faucet, Battery-Powered Electronic-Eye	120, 123
Faucets, Countertop Drop-In Sinks	139
Faucets, Hand Sinks	123
Faucets, Sinks	143-144
Faucets, Underbar	206
Feet, Dishtables	232
Feet, Sinks	144
File Basket	24
Filler Boards, Spec-Bar 2000®	216
Filter Frames, Ventilation Hoods	239
Fire Damper, Ventilation Hoods	239
Flex-Master® Overshelf Kits	96, 153-158
Flex-Master® Overshelf Systems	96, 161
Floor Drain and Troughs	146-148
Floor-Trak™ Storage Systems	41, 57
Fluorescent Lights, Deluxe Service Mates	167
Food Pans and Insets	165, 193
Food Warmers, Countertop	187
Food Warmers, Drop-In Style	191
Foot Pedal Valve, Hand Sinks	124

Product Index

PRODUCT	PAGE #
Foot Plates	22, 45, 67
Frost Top Units, Director's Choice®	175
Furring Channel, Ventilation Hoods	239
Fryers, RedHots®	188
Fryers, RedHots® Chef's Line™	184
Glass Rack Dolly, Panco®	250
Glass Rack Storage Units	200, 204, 221
Glasswashers, Spec-Bar 2000®	217
Glides	22
Gondola Inset Adjustable Wire Shelving	48, 70
Gondola Wire Shelving, Stand-Outs™	47
Grating, Floor Drains and Troughs	146-148
Grease Cups, Ventilation Hoods	239
Grease Filters, Ventilation Hoods	239
Grid Shelf, WalStor®	38
Griddle/Equipment Stands	109
Griddles, RedHots® Chef's Line™	183
Handles, Utility Carts & Caster Carts	26
Hand Sink, Economical	122
Hand Sink, Physically Challenged	122
Hand Sink with Deck Mount Faucet	122
Hand Sink with Tubular Wall Support	121
Hand Sink with Waste Receptacle	122
Hand Sink with Wrist Handles	119, 121
Hand Sinks, Electronic	120
Hand Sinks, Space Saver	122
Hand Sinks, Spec-Bar 2000®	212
Hand Sinks, Special Purpose	122
Hand Sinks, Traditional	119
Hand Sinks with Knee/Foot Valve Operation	121
Hand Sinks with Towel Dispenser & Soap Dispenser	119
Hand Wash Sinks	123
Hanger Rails	30, 46, 68, 73
Hanging File Holder, WalStor®	38
Heat Lamps, RedHots®	185
Heated Drawers, RedHots®	189
Heated Surface Units, Director's Choice®	173
Hooks, "S"	22
Hooks, Decorative Shelving	44, 66
Hooks, WalStor®	38
Hot Dog Merchandisers	192
Hot Dog Sterno Units	192
Hot Food Gang Drop-In Units	189, 190
Hot Food Service Counters, Director's Choice®	173
Hot Food Tables, Buffet	166
Hot Food Tables, Electric	153, 155
Hot Food Tables, Gas	156, 158
Hot Food Tables, Sealed-In Well	154
Hot Food Units, Director's Choice®	170
Hot Plates, RedHots® Chef's Line™	184
Hot Water Heater, Hand Sinks	125
Ice Chests, Underbar	199, 203, 206, 210-211
Ice Cream Units, Director's Choice®	174
Infrared Bullet Lamps, Deluxe Service Mates	167
Inlays, Shelf	45, 67
Insulated Back, Ventilation Hoods	239
Joining Clamp, Solid Shelf	22
Keyboard Stations	19, 40, 107
Knee Pedal Valves, Hand Sinks	124
Knock-Down Worktables with Cabinet Kit	94
Ledges	20, 45, 55, 67
Leg & Crossbrace Assemblies, Dishtables	233
Leg & Faucet Kits, Underbar	197-202
Leg Components, 16-gauge Dishtables	227, 229
Leg Components, Sinks	144
Leveling Foot	22
LIFESTOR® Adjustable Modular Storage Shelving	52-56
LIFESTOR® Master Trak® Overhead Track Polymer Storage Shelving	58
LIFESTOR® Utility Carts	57
Lifetime Series Racks, Panco®	253-254
Light Switch, Ventilation Hood	239
Liquor Display Units	200, 204, 219
Lok-n-Fold™ Tables	114
Lower-Tier Liquor Display Units	200, 204
Master Trak® Overhead Track High-Density Storage System	42
Mixer Stands	108
Mobile Demo Cart	75
Mobile Equipment Stands	108
Modular Add-On Service Units	205
Modular Angle Fillers	205
Modular Bag-n-Box Systems	40
Modular Bar Die, Spec-Bar 2000®	218
Modular Desks/Workstations	40
Molded Fiberglass Boxes & Trays	23
Mounting Plate, Flex-Master®	96
Nail Brush/Nail Brush Holder, Hand Sinks	125
Night Covers for Fryers	184, 188
OEM Sink Bowls	140-141
One-Piece Slides & Tote Box	24
Overshelves, Hot Food Tables	162
Overshelves, Tables	96, 98
P-Trap	124, 145
Pan Holder, WalStor®	38
Pan Stops, Panco®	252
Pan Truck, Panco®	250
Panco® Transport Systems	255-262
Pass-Thru Ice Chests	206, 211
Pass-Thru Shelves	99
Pizza Box Divider	20
Plastic Shelf Markers	15, 21
Plate Cabinets	115
Plate Display Shelving	76
Platforms	33
Portable Bars	222
Post Cap	21, 51, 55
Post Clamp	19, 21, 107
Post Extension Components	21
Posts, Add-A-Shelf®	14, 69
Posts, Decorative	45, 67
Posts, Flex-Master® Overshelf System	96, 161
Posts, Gondola Inset Wire Shelving	48, 70
Posts, LIFESTOR®	54
Posts, Quik-Set®	51
Posts, Seismic Shelving	18
Posts, Wire Shelving	9
Posts, Wire Wall Mounts	43
Pot Hooks	161
Pot/Pan Rack	76
Prerinse Basket with Slide Bar, Dishtables	231
Prerinse Units and Components, Sinks	144
Prerinse Units, Dishtables	231
Propane Hose Kit	156, 158
PVC Rollers, Dishtables	233
Quik-Set® Shelving	50-51
Rack Slide, Dishtable	231
Rack, Cocktail	207
Rack, Donut	249
Rack, Pizza Dough Box	249
Rack, Pizza Pan	249
Racks, 18 Series	243
Racks, 26 Series	244
Racks, All-Welded Pan	244
Racks, Aluminum Beer Keg	62
Racks, Aluminum Dunnage	34, 250
Racks, Aluminum with Side Panels	245
Racks, Boat	111
Racks, Carrier	244
Racks, Coat	28
Racks, Combination	245
Racks, Double-Compartment	245
Racks, Dunnage	33-34, 54
Racks, Four-Compartment	245
Racks, Mini Bottle, Spec-Bar 2000®	221
Racks, Multiple Purpose	246
Racks, Nesting Dunnage	34, 250
Racks, Open Lug	249
Racks, Oval Tray	247
Racks, Oven	248
Racks, Pan/Pot	51, 106
Racks, Platter	248
Racks, Polymer Dunnage	33
Racks, Pot & Ladle	161
Racks, Roll-In Refrigerator	247
Racks, Stainless Steel	245
Racks, Syrup Tank	40
Racks, Universal Angle	246

100 Industrial Boulevard, Clayton, DE 19938-8903 U.S.A.
Phone: 800-441-8440 or 302-653-3000. Fax: 302-653-2065
http://www.eaglegrp.com

EAGLE GROUP
Profit from the Eagle Advantage®

PRODUCT	PAGE #
Racks, Wire Can	15, 26
Racks, Wire Pan	249
Racks, Working Height	243
Racks, "Z" Type Nesting	247
Rails, LIFESTOR®	55
Recessed Control Panels	165, 188
RedHots® Chef's Line™ Cooking & Warming Equipment	183-184
RedHots® Cooking & Warming Equipment	185-189
Redi-Pak® Utility Carts & Wire Shelving Units	16
Refrigerated Milk Unit, Director's Choice®	172
Retail Display Workstation	75
Retaining Clamp	22
Rods & Tabs	17, 22, 74
Rolltop Cover	164, 187, 193
Scrap Baskets	213, 231
Scrap Trough, Dishtables	231
Secure Display Merchandiser	75
Security Modules	35
Security Units	35-36
Seismic Shelving	18
Sheet Pans, Panco®	251
Shelf Kits, WalStor®	37
Shelf Sections, LIFESTOR®	55
Shelves, Add-A-Shelf®	14, 36, 48, 69, 70
Shelves, Angled Shelf/Visual Merchandising Cart	30, 73
Shelves, Buffet	162
Shelves, Cantilever	15, 46, 68
Shelves, Cradle Wine	17, 74
Shelves, Decorative	44, 66
Shelves, Deluxe Serving	163
Shelves, Dish	163
Shelves, Dishtables	230
Shelves, Display	49, 72
Shelves, Double-Mat Wire	64
Shelves, Dunnage	32
Shelves, Gondola Inset Wire Shelving	48, 70
Shelves, Gondola Wire Shelving	47, 71
Shelves, LIFESTOR®	53
Shelves, Microwave	102
Shelves, Quik-Set®	50
Shelves, Pass-Thru	99
Shelves, Reverse Mat	15
Shelves, Serving	163
Shelves, Seismic	18
Shelves, Slanted	17
Shelves, Snap-n-Slide®	39, 101
Shelves, Solid	18
Shelves, Tray	163
Shelves, Wall	100-101
Shelves, Wire	9
Shelving Task Workstation Packages	63
Side Braces, LIFESTOR®	54
Sink Kits	142
Sinks, 314 Series	126-129
Sinks, 412 Series	126-128
Sinks, 414 Series	126-129
Sinks, Convenience Store	137
Sinks, Corner	137
Sinks, Countertop Drop-In	138-139
Sinks, Flush Front	136
Sinks, Lavatory	137
Sinks, Mobile Soak	229
Sinks, Mop	138
Sinks, Spec-Bar 2000®	212-213
Sinks, Spec-Master® Series	130-133, 136
Sinks, Supermarket Meat Platter	136
Sinks, Underbar	197, 201, 212-213
Sinks, Utility	134-135
Skirts, Hand Sinks	125
Skirts, Portable Buffet	167
Slide Systems, Shelving	23
Sliding Cover Kits, Underbar	207
Sneeze Guards, Portable Buffet	167
Soap Dispensers	124
Soft Goods Display	75
Soiled Dishtables Kit	229
Solid Top Units	160
Solid Top Units, Portable Buffet	167
Solid Top Utility Carts, Director's Choice®	172
SPEC AIR® Ventilation Hoods	235-239
Spec-Bar 2000® Modular Underbar Equipment	209-221

PRODUCT	PAGE #
Spec-Master® Marine Beverage Counters	95
Spec-Master® Marine Edge, Hot Food Tables	162
Spec-Master® Marine Prep Tables	95
Spec-Master® Plate Cabinets	115
Speed Rails	206, 220
Spice Bins	105
Spice Racks, WalStor®	38
Spillage Pans	153, 155-156, 164
Split Sleeves	21, 48, 55, 70
Spouts, Hand Sinks	123
Stand-Outs™ Decorative Shelving	44-47, 66-68, 71
Starter Units, Shelving	10, 12, 15, 52
Storage Baskets	24
Stopper, Hot Food Tables	165
Tables, Boning	111
Tables, Chopping	111
Tables, Cutting	110
Tables, Demo	113
Tables, Filler	94
Tables, Pizza Cut-n-Pack	113
Tables, Pizza Holding	113
Tables, Poly Top	110-111
Tables, Prep	113
Tables, Rice Cooker	114
Tables, Trimming	110
Tail Piece	124, 145
Tier Drawers	105
Tote Boxes	23-24
Tote Slide Systems	23, 56
Towel Rack, WalStor®	38
Towel/Soap Dispenser, Hand Sinks	124
Transport Holding Cabinets	255-262
Tray & Silverware Unit, Director's Choice®	176
Tray Drying Racks, LIFESTOR®	56
Tray Platform Unit, Director's Choice®	176
Tray Slides, Shelving	24
Tray Slides	163, 178
Tray Stand, Hot Food Tables	160
Tray-Silverware-Napkin Dispensers, Director's Choice®	176
Triangle Shelf, WalStor®	38
Trim Strips, Ventilation Hoods	239
Truck Dollies	35
Undershelves, Dishtables	232
Undershelves, Portable Buffets	167
Undershelves, Tables	103
Uprights, Cantilever Shelving Systems	59-60
Uprights, WalStor®	37-38
Universal Angle Slides, Panco®	252
Urn Stands	159
Utensil Bars, Tables	95
Utility Shelf, WalStor®	38
Utility Shelves with Mop Hangers	145
Ventilation Hoods, SPEC AIR®	235-239
Wall Brackets, Hand Sinks	125
Wall Brackets, LIFESTOR®	56
Wall Cabinets	102
Wall Mats, WalStor®	37
Wall Standards	47, 49, 69, 70
WalStor® Modular Wall System	37-38
Waste Receptacle, Hand Sinks	125
Water Bath Steam Tables	157-158
Wire Can Racks & Systems	15, 26
Wire Display Shelving	49, 72
Wire Wall Shelf Kits	16
Wire Wall Mounts	43
Work Shelves, Director's Choice®	179
Workboards, Underbar	200, 204
Workboards, Spec-Bar 2000®	214-216
Worktables, Enclosed	97
Worktables, Hardwood	112
Worktables, with Backsplash	90-93
Worktables, with Flat top	82-85
Worktables, with Upturn	86-89

Shelving

Add-A-Shelf® Shelves and Starter Units 14, 15
AdjusTable® Work Surface Systems 19
Aluminum Beer Keg Racks 62
Aluminum Truck Dollies. 34
Angled Shelf/Visual Merchandising Carts 30
Cantilever Shelves 15
Cantilever Shelving Systems 59-62
Cart Covers 29
Casters 31-32
Coat Racks 28
Dolly Frames & Truck Dollies 34
Dolly Trucks. 28
Double-Mat Wire Shelving and Starter Units. 64
Dunnage Racks/Shelves. 32-34
Floor-Trak™ Storage Systems 41, 57
Gondola Inset Adjustable Wire Shelving 48
LIFESTOR® Master Trak® Storage System 58
LIFESTOR® Shelving System 52-57
Master Trak® Overhead Track High-Density Storage System. 42
Mobile Computer Workstations. 40
Modular Bag-n-Box Systems. 40
Modular Desks/Workstations. 40
Platforms. 33
Polymer Dunnage Racks 33
Posts. 9, 14, 18, 43, 45, 54
Quik-Set® Solid Shelving and Racks 50-51
Redi-Pak® Shelving Units/Utility Carts. 16
Reverse Mat Shelves 15
Security Modules and Units 35-36
Seismic Shelving 18
Shelving Components/Accessories 20-26
Shelving Task Station Packages 63
Snap-n-Slide® Wire Wall Shelves 39
Solid Shelves. 18
Stand-Outs™ Decorative Shelving 44-47
Starter/Add-on Units 10-13
Stem Caster Carts 27
Syrup Tank Racks 40
Utility Carts 16, 39, 57, 64
Walstor® Modular Wall Systems & Accessories. 37-38
Wine Shelves & Wine Shelf Units 17
Wire Can Rack. 15, 26
Wire Can Rack Shelving Systems 15
Wire Display Shelving 49
Wire Shelves 9
Wire Wall Mounts 43
Wire Wall Shelf Kits. 16

100 Industrial Boulevard, Clayton, DE 19938-8903 U.S.A.
Phone: 800-441-8440 or 302-653-3000. Fax: 302-653-2065
http://www.eaglegrp.com

EAGLE GROUP
Profit from the Eagle Advantage®

Eagle Group - 1860 shelf shown

Eagle Group shelves incorporate more serpentine trusses (both perimeter and interior) and mat continuity support wires than any competitive shelf, which translates into more strength per shelf.

EAGLEgard® finish standard with MICROGARD® protection. See page 8 for details.

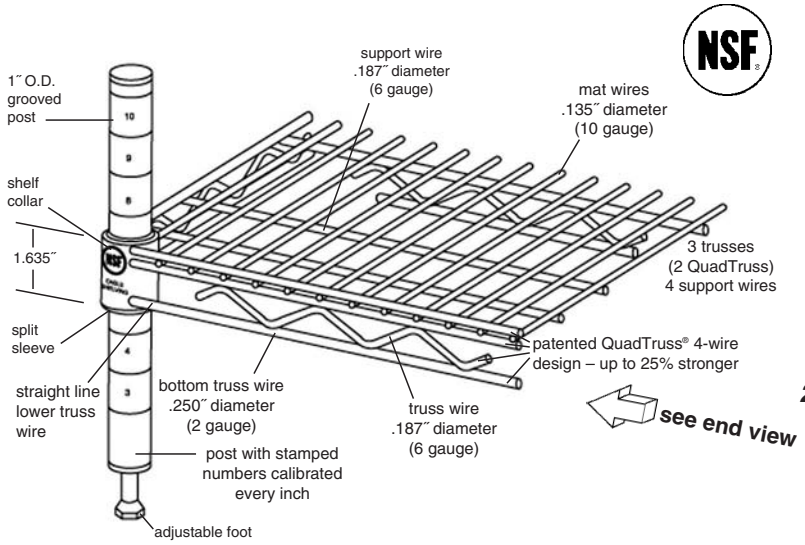

Eagle's patented QuadTruss® design (U.S. Patent #5,390,803) uses four truss wires for up to 25% greater strength!!!

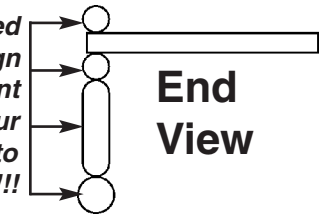

The **EAGLE** advantage — strength, reliability, value

Metro and most imported shelving - 1860 shelf shown

Metro shelving incorporates both perimeter and interior serpentine trusses and mat continuity support wires, but fewer than Eagle Group.

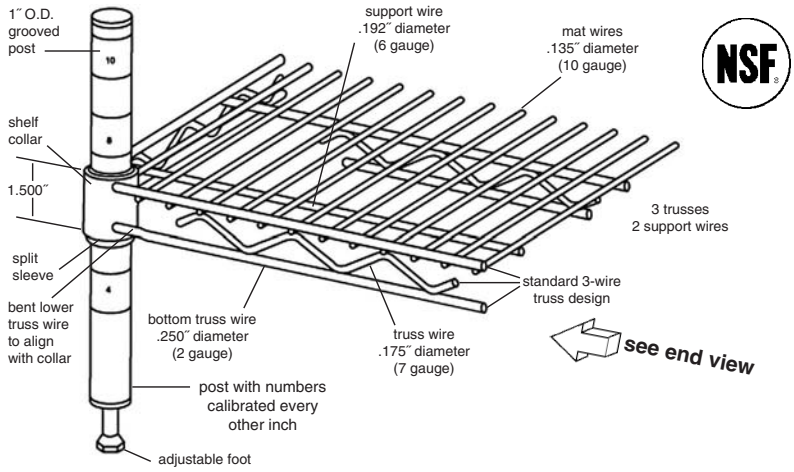

Only three truss wires

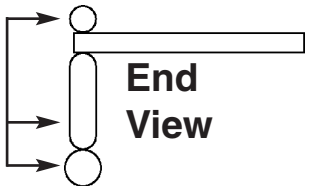

ISS shelf - 1860 shelf shown

ISS shelving uses no perimeter serpentine trusses, relying on perimeter line wires connected by water fall mat wires for support with serpentine trusses - used interior only.

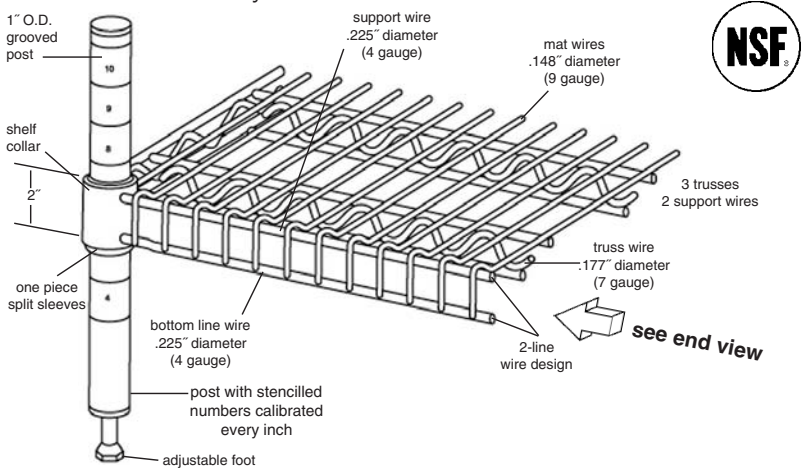

Only two line wires (no serpentine truss)

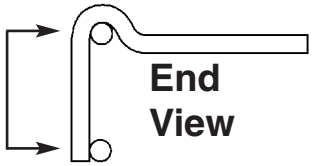

Shelf and Post Finishes Available

Stainless Steel finish—*OUR BEST*

- *Stainless steel*

NSF-listed for all environments. Type 304 stainless steel.
15-Year Limited Warranty
(NOTE: Stainless steel shelving is electropolished)

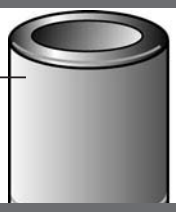

Eaglegard® hybrid epoxy

- *Zinc chloride*
- *Clear chromate*
- *MasterSeal® sealer*
- *Blue green (translucent) hybrid epoxy with MICROGARD®**

NSF-listed for all environments. Zinc chloride plating followed by clear chromate plating with MasterSeal® sealer and a hybrid epoxy final coat. **15-Year Limited Warranty**

***MICROGARD® is an antimicrobial agent which contains built-in protection to retard the growth of a broad range of bacteria, mold and mildew on shelf surface that causes stains, odors and degradation. Now standard on all EAGLEgard®.**

NEW

Valu-Gard® green epoxy

- *Phosphate conversion coating*
- *MasterSeal® sealer*
- *Green (opague) hybrid metallic epoxy*

NSF-listed for wet or dry storage environments. Phosphate conversion coating followed by green hybrid epoxy coating.
5-Year Limited Warranty

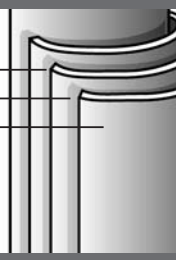

Valu-Master® grey epoxy

- *Phosphate conversion coating*
- *MasterSeal® sealer*
- *Pewter gray epoxy*

NSF-listed for wet or dry storage environments. Phosphate conversion coating followed by metallic gray epoxy coating.
5-Year Limited Warranty

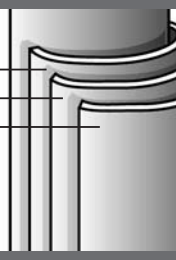

Chrome finish

- *Bright nickel*
- *Chrome*
- *Air-dry lacquer*

NSF-listed for dry storage environments. Bright nickel plating followed by chrome plating. **1-Year Limited Warranty**
(NOTE: Optional clear hybrid epoxy, NSF-listed for all environments, is available.

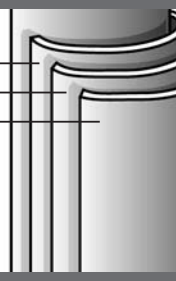

Eaglebrite® zinc

- *Zinc chloride*
- *Clear chromate*
- *MasterSeal® sealer*

NSF-listed for dry storage environments. Bright zinc chloride plating followed by clear chromate plating with MasterSeal® sealer for improved rust protection. **3-Year Limited Warranty**
(NOTE: Wire shelves feature MasterSeal® sealer.
NSF-listed for all environments.)

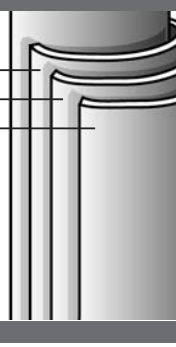

100 Industrial Boulevard, Clayton, DE 19938-8903 U.S.A.
Phone: 800-441-8440 or 302-653-3000. Fax: 302-653-2065
http://www.eaglegrp.com

EAGLE GROUP
Profit from the Eagle Advantage®

CATALOG SECTION 1

Wire Shelves — see spec sheet EG01.00 (NSF)

patented QuadTruss® design (Patent #5,390,803)

Patented Quadtruss® design makes shelves up to 25% stronger and provides a retaining ledge for increased strength and product retention. **Freight class is 70.0**.

800 lb. (363 kg) weight capacity for shelves up to 48˝ (1219mm) long, evenly distributed static load. 600 lb. (272 kg) weight capacity for shelves 54˝ through 72˝ (1372 through 1829mm) long. Shelving units should not exceed 2400 lbs. (1089 kg) per set of four posts.

Packaging: 24˝ through 48˝ (610 – 1219mm) lengths are packed four to a box. 54˝ through 72˝ (1372 – 1829mm) lengths are packed two per box. Four pairs of split sleeves provided with each shelf.

wire shelf

width x length in.	mm	weight lb.	kg	cu ft	EAGLEbrite® model #	list	chrome model #	list	Valu-Master® model #	list	Valu-Gard® model #	list	EAGLEgard® model #	list	stainless model #	list
14˝ x 24˝	356 x 610	6	2.7	0.5	1424Z	48	1424C	55	1424V	51	1424VG	51	1424E	64	1424S	209
14˝ x 30˝	356 x 762	7	3.2	0.5	1430Z	51	1430C	58	1430V	56	1430VG	56	1430E	67	1430S	212
14˝ x 36˝	356 x 914	8	3.6	0.5	1436Z	54	1436C	60	1436V	62	1436VG	62	1436E	70	1436S	214
14˝ x 42˝	356 x 1067	9	4.1	0.7	1442Z	60	1442C	69	1442V	72	1442VG	72	1442E	80	1442S	261
14˝ x 48˝	356 x 1219	10	4.6	0.7	1448Z	64	1448C	71	1448V	74	1448VG	74	1448E	85	1448S	262
14˝ x 54˝	356 x 1372	12	5.5	0.9	1454Z	70	1454C	75	1454V	77	1454VG	77	1454E	88	1454S	326
14˝ x 60˝	356 x 1524	14	6.4	0.9	1460Z	75	1460C	80	1460V	88	1460VG	88	1460E	93	1460S	335
14˝ x 72˝	356 x 1829	17	7.7	1.1	1472Z	87	1472C	93	1472V	96	1472VG	96	1472E	107	1472S	378
18˝ x 24˝	457 x 610	7	3.2	0.7	1824Z	59	1824C	60	1824V	59	1824VG	59	1824E	74	1824S	259
18˝ x 30˝	457 x 762	8	3.6	0.7	1830Z	61	1830C	63	1830V	68	1830VG	68	1830E	76	1830S	261
18˝ x 36˝	457 x 914	9	4.1	0.7	1836Z	64	1836C	65	1836V	73	1836VG	73	1836E	79	1836S	264
18˝ x 42˝	457 x 1067	11	5.0	0.9	1842Z	71	1842C	75	1842V	81	1842VG	81	1842E	93	1842S	312
18˝ x 48˝	457 x 1219	12	5.5	0.9	1848Z	74	1848C	77	1848V	88	1848VG	88	1848E	96	1848S	315
18˝ x 54˝	457 x 1372	15	6.8	1.2	1854Z	85	1854C	88	1854V	96	1854VG	96	1854E	110	1854S	397
18˝ x 60˝	457 x 1524	17	7.7	1.2	1860Z	87	1860C	91	1860V	102	1860VG	102	1860E	113	1860S	402
18˝ x 72˝	457 x 1829	20	9.1	1.3	1872Z	102	1872C	108	1872V	123	1872VG	123	1872E	130	1872S	477
21˝ x 24˝	533 x 610	8	3.6	0.7	2124Z	65	2124C	71	2124V	67	2124VG	67	2124E	85	2124S	298
21˝ x 30˝	533 x 762	9	4.1	0.7	2130Z	67	2130C	74	2130V	75	2130VG	75	2130E	87	2130S	301
21˝ x 36˝	533 x 914	11	5.0	0.8	2136Z	70	2136C	76	2136V	85	2136VG	85	2136E	89	2136S	303
21˝ x 42˝	533 x 1067	12	5.5	1.1	2142Z	77	2142C	86	2142V	91	2142VG	91	2142E	102	2142S	350
21˝ x 48˝	533 x 1219	14	6.4	1.1	2148Z	80	2148C	88	2148V	96	2148VG	96	2148E	104	2148S	352
21˝ x 54˝	533 x 1372	16	7.3	1.3	2154Z	96	2154C	101	2154V	108	2154VG	108	2154E	121	2154S	464
21˝ x 60˝	533 x 1524	18	8.2	1.3	2160Z	98	2160C	103	2160V	116	2160VG	116	2160E	124	2160S	467
21˝ x 72˝	533 x 1829	24	10.9	1.4	2172Z	119	2172C	125	2172V	136	2172VG	136	2172E	152	2172S	553
24˝ x 24˝	610 x 610	9	4.1	0.8	2424Z	70	2424C	75	2424V	76	2424VG	76	2424E	92	2424S	323
24˝ x 30˝	610 x 762	11	5.0	0.8	2430Z	72	2430C	77	2430V	85	2430VG	85	2430E	94	2430S	325
24˝ x 36˝	610 x 914	13	5.9	0.8	2436Z	75	2436C	80	2436V	89	2436VG	89	2436E	97	2436S	329
24˝ x 42˝	610 x 1067	15	6.8	1.2	2442Z	87	2442C	94	2442V	99	2442VG	99	2442E	115	2442S	393
24˝ x 48˝	610 x 1219	16	7.3	1.2	2448Z	89	2448C	97	2448V	109	2448VG	109	2448E	119	2448S	396
24˝ x 54˝	610 x 1372	19	8.6	1.5	2454Z	107	2454C	112	2454V	122	2454VG	122	2454E	137	2454S	484
24˝ x 60˝	610 x 1524	21	9.5	1.5	2460Z	109	2460C	114	2460V	130	2460VG	130	2460E	140	2460S	487
24˝ x 72˝	610 x 1829	26	11.8	1.6	2472Z	126	2472C	136	2472V	154	2472VG	154	2472E	164	2472S	608
30˝ x 30˝	762 x 762	16	7.3	1.0	3030Z	90	3030C	104	3030V	124	3030VG	124	3030E	126	3030S	398
30˝ x 36˝	762 x 914	17	7.7	1.0	3036Z	92	3036C	106	3036V	126	3036VG	126	3036E	128	3036S	422
30˝ x 48˝	762 x 1219	20	9.1	1.5	3048Z	112	3048C	124	3048V	141	3048VG	141	3048E	149	3048S	492
30˝ x 60˝	762 x 1524	25	11.4	1.8	3060Z	148	3060C	167	3060V	193	3060VG	193	3060E	172	3060S	565
30˝ x 72˝	762 x 1829	30	13.6	2.3	3072Z	174	3072C	191	3072V	198	3072VG	198	3072E	208	3072S	663
36˝ x 36˝	914 x 914	21	9.5	1.3	3636Z	107	3636C	119	3636V	134	3636VG	134	3636E	146	3636S	471
36˝ x 48˝	914 x 1219	26	11.8	1.9	3648Z	127	3648C	139	3648V	173	3648VG	173	3648E	172	3648S	558
36˝ x 60˝	914 x 1524	34	15.4	2.3	3660Z	173	3660C	194	3660V	203	3660VG	203	3660E	205	3660S	649
36˝ x 72˝	914 x 1829	43	19.5	2.8	3672Z	204	3672C	223	3672V	242	3672VG	242	3672E	243	3672S	771

NEW Valu-Gard® finish!

post

Posts — see spec sheets EG01.00 EG01.01 EG01.11 (NSF)

Posts are numbered on vertical 1˝ (25mm) increments to help ensure fast and level assembly. See page 31 for appropriate stem casters. Height includes leveling bolt and cap. For special length post, apply price at next higher length plus a cutting charge of $11.00 list per post. EAGLEbrite® posts feature air-dry lacquer and can be used for walk-in coolers. **Freight class is 50.0**.

*NEW: Posts with Valu-Gard® green epoxy available at the same list price as posts with Valu-Master® gray epoxy. To order, replace suffix "**V**" with "**VG**". Example: P63-**VG***

					For Stationary Applications										For Mobile Applications									
height in.	mm	weight lb.	kg	cu ft	EAGLE brite® model	list	chrome model	list	Valu-Master® model	list	EAGLE gard® model	list	stainless model	list	EAGLE brite® model	list	chrome model	list	Valu-Master® model	list	EAGLE gard® model	list	stainless model	list
7˝	178	1.0	0.5	0.1	P7-Z	12	P7-C	12	P7-V	14	P7-E	14	P7-S	32	CP7-Z	12	CP7-C	12	CP7-V	14	CP7-E	14	CP7-S	32
14˝	356	1.0	0.5	0.1	P14-Z	15	P14-C	15	P14-V	17	P14-E	17	P14-S	35	CP14-Z	15	CP14-C	15	CP14-V	17	CP14-E	17	CP14-S	35
18˝	457	1.5	0.7	0.1	P18-Z	16	P18-C	17	P18-V	18	P18-E	20	P18-S	41	CP18-Z	16	CP18-C	17	CP18-V	18	CP18-E	20	CP18-S	41
33˝	838	2.0	0.9	0.1	P33-Z	18	P33-C	18	P33-V	19	P33-E	23	P33-S	55	CP33-Z	18	CP33-C	18	CP33-V	19	CP33-E	23	CP33-S	55
54˝	1372	3.0	1.4	0.1	P54-Z	22	P54-C	22	P54-V	23	P54-E	24	P54-S	64	CP54-Z	22	CP54-C	22	CP54-V	23	CP54-E	24	CP54-S	64
63˝	1600	3.5	1.8	0.3	P63-Z	23	P63-C	23	P63-V	25	P63-E	27	P63-S	68	CP63-Z	23	CP63-C	23	CP63-V	25	CP63-E	27	CP63-S	68
74˝	1880	4.0	1.8	0.5	P74-Z	26	P74-C	26	P74-V	27	P74-E	29	P74-S	77	CP74-Z	26	CP74-C	26	CP74-V	27	CP74-E	29	CP74-S	77
86˝	2184	5.0	2.3	0.8	P86-Z	31	P86-C	31	P86-V	33	P86-E	34	P86-S	92	CP86-Z	31	CP86-C	31	CP86-V	33	CP86-E	34	CP86-S	92

CATALOG SECTION 1

Four-Shelf Starter Units — see spec sheet EG01.25 NSF

Comes with four shelves and four posts (same finish as shelves). A vailable in 63˝ and 74˝ (1600mm and 1880mm) post height. Shipped knocked-down. 54˝ (1372mm) shelves available (see page 9). **Freight class is 70.0**.

patented QuadTruss® design (Patent #5,390,803)

four-shelf starter unit

NEW Valu-Gard® finish!

EAGLEgard® finish standard with MICROGARD® protection. See page 8 for details.

Models with 63˝ (1600mm)-Height

width x length		weight		cu	EAGLEbrite®		chrome		Valu-Master®		Valu-Gard®		EAGLEgard®		stainless steel	
in.	mm	lbs.	kg	ft	model #	list	model #	list	model #	list	model #	list	model #	list	model #	list
18˝ x 24˝	457 x 610	42	19	1.8	S4-63-1824Z	328	S4-63-1824C	332	S4-63-1824V	336	S4-63-1824VG	336	S4-63-1824E	404	S4-63-1824S	1308
18˝ x 30˝	457 x 762	47	21	2.2	S4-63-1830Z	336	S4-63-1830C	344	S4-63-1830V	372	S4-63-1830VG	372	S4-63-1830E	412	S4-63-1830S	1316
18˝ x 36˝	457 x 914	53	24	2.6	S4-63-1836Z	348	S4-63-1836C	352	S4-63-1836V	392	S4-63-1836VG	392	S4-63-1836E	424	S4-63-1836S	1328
18˝ x 42˝	457 x 1067	57	26	3.0	S4-63-1842Z	376	S4-63-1842C	392	S4-63-1842V	424	S4-63-1842VG	424	S4-63-1842E	480	S4-63-1842S	1520
18˝ x 48˝	457 x 1219	63	29	3.5	S4-63-1848Z	388	S4-63-1848C	400	S4-63-1848V	452	S4-63-1848VG	452	S4-63-1848E	492	S4-63-1848S	1532
18˝ x 60˝	457 x 1524	82	37	4.2	S4-63-1860Z	440	S4-63-1860C	456	S4-63-1860V	508	S4-63-1860VG	508	S4-63-1860E	560	S4-63-1860S	1880
18˝ x 72˝	457 x 1829	94	43	5.0	S4-63-1872Z	500	S4-63-1872C	524	S4-63-1872V	592	S4-63-1872VG	592	S4-63-1872E	628	S4-63-1872S	2180
21˝ x 24˝	533 x 610	46	21	2.1	S4-63-2124Z	352	S4-63-2124C	376	S4-63-2124V	368	S4-63-2124VG	368	S4-63-2124E	448	S4-63-2124S	1464
21˝ x 30˝	533 x 762	52	24	2.6	S4-63-2130Z	360	S4-63-2130C	388	S4-63-2130V	400	S4-63-2130VG	400	S4-63-2130E	456	S4-63-2130S	1476
21˝ x 36˝	533 x 914	59	27	3.0	S4-63-2136Z	372	S4-63-2136C	396	S4-63-2136V	440	S4-63-2136VG	440	S4-63-2136E	464	S4-63-2136S	1484
21˝ x 42˝	533 x 1067	65	30	3.5	S4-63-2142Z	400	S4-63-2142C	436	S4-63-2142V	464	S4-63-2142VG	464	S4-63-2142E	516	S4-63-2142S	1672
21˝ x 48˝	533 x 1219	71	32	4.0	S4-63-2148Z	412	S4-63-2148C	444	S4-63-2148V	484	S4-63-2148VG	484	S4-63-2148E	524	S4-63-2148S	1680
21˝ x 60˝	533 x 1524	88	40	5.0	S4-63-2160Z	484	S4-63-2160C	504	S4-63-2160V	564	S4-63-2160VG	564	S4-63-2160E	604	S4-63-2160S	2140
21˝ x 72˝	533 x 1829	98	45	7.8	S4-63-2172Z	568	S4-63-2172C	592	S4-63-2172V	644	S4-63-2172VG	644	S4-63-2172E	716	S4-63-2172S	2484
24˝ x 24˝	610 x 610	50	23	2.4	S4-63-2424Z	372	S4-63-2424C	392	S4-63-2424V	404	S4-63-2424VG	404	S4-63-2424E	476	S4-63-2424S	1564
24˝ x 30˝	610 x 762	57	26	2.9	S4-63-2430Z	380	S4-63-2430C	400	S4-63-2430V	440	S4-63-2430VG	440	S4-63-2430E	484	S4-63-2430S	1572
24˝ x 36˝	610 x 914	65	30	3.5	S4-63-2436Z	392	S4-63-2436C	412	S4-63-2436V	456	S4-63-2436VG	456	S4-63-2436E	496	S4-63-2436S	1588
24˝ x 42˝	610 x 1067	72	33	3.6	S4-63-2442Z	440	S4-63-2442C	468	S4-63-2442V	496	S4-63-2442VG	496	S4-63-2442E	568	S4-63-2442S	1844
24˝ x 48˝	610 x 1219	79	36	4.5	S4-63-2448Z	448	S4-63-2448C	480	S4-63-2448V	536	S4-63-2448VG	536	S4-63-2448E	584	S4-63-2448S	1856
24˝ x 60˝	610 x 1524	98	45	5.6	S4-63-2460Z	528	S4-63-2460C	548	S4-63-2460V	620	S4-63-2460VG	620	S4-63-2460E	668	S4-63-2460S	2220
24˝ x 72˝	610 x 1829	120	55	6.8	S4-63-2472Z	596	S4-63-2472C	636	S4-63-2472V	716	S4-63-2472VG	716	S4-63-2472E	764	S4-63-2472S	2704

Models with 74˝ (1880mm)-Height

width x length		weight		cu	EAGLEbrite®		chrome		Valu-Master®		Valu-Gard®		EAGLEgard®		stainless steel	
in.	mm	lbs.	kg	ft	model #	list	model #	list	model #	list	model #	list	model #	list	model #	list
18˝ x 24˝	457 x 610	51	23	1.9	S4-74-1824Z	340	S4-74-1824C	344	S4-74-1824V	344	S4-74-1824VG	344	S4-74-1824E	412	S4-74-1824S	1344
18˝ x 30˝	457 x 762	58	26	2.3	S4-74-1830Z	348	S4-74-1830C	356	S4-74-1830V	380	S4-74-1830VG	380	S4-74-1830E	420	S4-74-1830S	1352
18˝ x 36˝	457 x 914	65	30	2.7	S4-74-1836Z	360	S4-74-1836C	364	S4-74-1836V	400	S4-74-1836VG	400	S4-74-1836E	432	S4-74-1836S	1364
18˝ x 42˝	457 x 1067	70	32	3.1	S4-74-1842Z	388	S4-74-1842C	404	S4-74-1842V	432	S4-74-1842VG	432	S4-74-1842E	488	S4-74-1842S	1556
18˝ x 48˝	457 x 1219	78	36	3.6	S4-74-1848Z	400	S4-74-1848C	412	S4-74-1848V	460	S4-74-1848VG	460	S4-74-1848E	500	S4-74-1848S	1568
18˝ x 60˝	457 x 1524	102	46	4.3	S4-74-1860Z	452	S4-74-1860C	468	S4-74-1860V	516	S4-74-1860VG	516	S4-74-1860E	568	S4-74-1860S	1916
18˝ x 72˝	457 x 1829	117	53	5.1	S4-74-1872Z	512	S4-74-1872C	536	S4-74-1872V	600	S4-74-1872VG	600	S4-74-1872E	636	S4-74-1872S	2216
21˝ x 24˝	533 x 610	57	26	2.2	S4-74-2124Z	364	S4-74-2124C	388	S4-74-2124V	376	S4-74-2124VG	376	S4-74-2124E	456	S4-74-2124S	1500
21˝ x 30˝	533 x 762	64	29	2.7	S4-74-2130Z	372	S4-74-2130C	400	S4-74-2130V	408	S4-74-2130VG	408	S4-74-2130E	464	S4-74-2130S	1512
21˝ x 36˝	533 x 914	73	33	3.1	S4-74-2136Z	384	S4-74-2136C	408	S4-74-2136V	448	S4-74-2136VG	448	S4-74-2136E	472	S4-74-2136S	1520
21˝ x 42˝	533 x 1067	81	37	3.6	S4-74-2142Z	412	S4-74-2142C	448	S4-74-2142V	472	S4-74-2142VG	472	S4-74-2142E	524	S4-74-2142S	1708
21˝ x 48˝	533 x 1219	88	40	4.1	S4-74-2148Z	424	S4-74-2148C	456	S4-74-2148V	492	S4-74-2148VG	492	S4-74-2148E	532	S4-74-2148S	1716
21˝ x 60˝	533 x 1524	109	50	5.1	S4-74-2160Z	496	S4-74-2160C	516	S4-74-2160V	572	S4-74-2160VG	572	S4-74-2160E	612	S4-74-2160S	2176
21˝ x 72˝	533 x 1829	122	55	7.7	S4-74-2172Z	580	S4-74-2172C	604	S4-74-2172V	652	S4-74-2172VG	652	S4-74-2172E	724	S4-74-2172S	2520
24˝ x 24˝	610 x 610	62	28	2.5	S4-74-2424Z	384	S4-74-2424C	404	S4-74-2424V	412	S4-74-2424VG	412	S4-74-2424E	484	S4-74-2424S	1600
24˝ x 30˝	610 x 762	71	32	3.0	S4-74-2430Z	392	S4-74-2430C	412	S4-74-2430V	448	S4-74-2430VG	448	S4-74-2430E	492	S4-74-2430S	1608
24˝ x 36˝	610 x 914	81	37	3.6	S4-74-2436Z	404	S4-74-2436C	424	S4-74-2436V	464	S4-74-2436VG	464	S4-74-2436E	504	S4-74-2436S	1624
24˝ x 42˝	610 x 1067	89	40	3.7	S4-74-2442Z	452	S4-74-2442C	480	S4-74-2442V	504	S4-74-2442VG	504	S4-74-2442E	576	S4-74-2442S	1880
24˝ x 48˝	610 x 1219	98	45	4.6	S4-74-2448Z	460	S4-74-2448C	492	S4-74-2448V	544	S4-74-2448VG	544	S4-74-2448E	592	S4-74-2448S	1892
24˝ x 60˝	610 x 1524	122	55	5.7	S4-74-2460Z	540	S4-74-2460C	560	S4-74-2460V	628	S4-74-2460VG	628	S4-74-2460E	676	S4-74-2460S	2256
24˝ x 72˝	610 x 1829	149	68	6.9	S4-74-2472Z	608	S4-74-2472C	648	S4-74-2472V	724	S4-74-2472VG	724	S4-74-2472E	772	S4-74-2472S	2740

100 Industrial Boulevard, Clayton, DE 19938-8903 U.S.A.
Phone: 800-441-8440 or 302-653-3000. Fax: 302-653-2065
http://www.eaglegrp.com

EAGLE GROUP Profit from the Eagle Advantage®

Four-Shelf Add-On Units — see spec sheet EG01.25 NSF

Comes with four shelves, two posts (same finish as shelves) and two "S" hooks for each shelf. A vailable in 63˝ and 74˝ (1600 and 1880mm) post height. Shipped knocked-down. 54˝ (1372mm) shelves available (see page 9). **Freight class is 70.0**.

patented QuadTruss® design (Patent #5,390,803)

four-shelf add-on unit

NEW Valu-Gard® finish!

EAGLEgard® finish standard with MICROGARD® protection. See page 8 for details.

Models with 63˝ (1600mm)-Height

width x length in.	mm	weight lbs.	kg	cu ft	EAGLEbrite® model #	list	chrome model #	list	Valu-Master® model #	list	Valu-Gard® model #	list	EAGLEgard® model #	list	stainless steel model #	list
18˝ x 24˝	457 x 610	35	16	1.8	A4-63-1824Z	306	A4-63-1824C	310	A4-63-1824V	310	A4-63-1824VG	310	A4-63-1824E	374	A4-63-1824S	1196
18˝ x 30˝	457 x 762	40	18	2.2	A4-63-1830Z	314	A4-63-1830C	322	A4-63-1830V	346	A4-63-1830VG	346	A4-63-1830E	382	A4-63-1830S	1204
18˝ x 36˝	457 x 914	46	21	2.6	A4-63-1836Z	326	A4-63-1836C	330	A4-63-1836V	366	A4-63-1836VG	366	A4-63-1836E	394	A4-63-1836S	1216
18˝ x 42˝	457 x 1067	50	23	3.0	A4-63-1842Z	354	A4-63-1842C	370	A4-63-1842V	398	A4-63-1842VG	398	A4-63-1842E	450	A4-63-1842S	1408
18˝ x 48˝	457 x 1219	56	25	3.5	A4-63-1848Z	366	A4-63-1848C	378	A4-63-1848V	426	A4-63-1848VG	426	A4-63-1848E	462	A4-63-1848S	1420
18˝ x 60˝	457 x 1524	75	34	4.2	A4-63-1860Z	418	A4-63-1860C	434	A4-63-1860V	482	A4-63-1860VG	482	A4-63-1860E	530	A4-63-1860S	1768
18˝ x 72˝	457 x 1829	87	40	5.0	A4-63-1872Z	478	A4-63-1872C	502	A4-63-1872V	566	A4-63-1872VG	566	A4-63-1872E	598	A4-63-1872S	2068
21˝ x 24˝	533 x 610	39	18	2.1	A4-63-2124Z	330	A4-63-2124C	354	A4-63-2124V	342	A4-63-2124VG	342	A4-63-2124E	418	A4-63-2124S	1352
21˝ x 30˝	533 x 762	45	21	2.6	A4-63-2130Z	338	A4-63-2130C	366	A4-63-2130V	374	A4-63-2130VG	374	A4-63-2130E	426	A4-63-2130S	1364
21˝ x 36˝	533 x 914	52	24	3.0	A4-63-2136Z	350	A4-63-2136C	374	A4-63-2136V	414	A4-63-2136VG	414	A4-63-2136E	434	A4-63-2136S	1372
21˝ x 42˝	533 x 1067	58	26	3.5	A4-63-2142Z	378	A4-63-2142C	414	A4-63-2142V	438	A4-63-2142VG	438	A4-63-2142E	486	A4-63-2142S	1560
21˝ x 48˝	533 x 1219	64	29	4.0	A4-63-2148Z	390	A4-63-2148C	422	A4-63-2148V	458	A4-63-2148VG	458	A4-63-2148E	494	A4-63-2148S	1568
21˝ x 60˝	533 x 1524	81	37	5.0	A4-63-2160Z	462	A4-63-2160C	482	A4-63-2160V	538	A4-63-2160VG	538	A4-63-2160E	574	A4-63-2160S	2028
21˝ x 72˝	533 x 1829	92	42	7.8	A4-63-2172Z	546	A4-63-2172C	570	A4-63-2172V	618	A4-63-2172VG	618	A4-63-2172E	686	A4-63-2172S	2372
24˝ x 24˝	610 x 610	43	20	2.4	A4-63-2424Z	350	A4-63-2424C	370	A4-63-2424V	378	A4-63-2424VG	378	A4-63-2424E	446	A4-63-2424S	1452
24˝ x 30˝	610 x 762	50	23	2.9	A4-63-2430Z	358	A4-63-2430C	378	A4-63-2430V	414	A4-63-2430VG	414	A4-63-2430E	454	A4-63-2430S	1460
24˝ x 36˝	610 x 914	58	26	3.5	A4-63-2436Z	370	A4-63-2436C	390	A4-63-2436V	430	A4-63-2436VG	430	A4-63-2436E	466	A4-63-2436S	1476
24˝ x 42˝	610 x 1067	65	30	3.6	A4-63-2442Z	418	A4-63-2442C	446	A4-63-2442V	470	A4-63-2442VG	470	A4-63-2442E	538	A4-63-2442S	1732
24˝ x 48˝	610 x 1219	72	33	4.5	A4-63-2448Z	426	A4-63-2448C	458	A4-63-2448V	510	A4-63-2448VG	510	A4-63-2448E	554	A4-63-2448S	1744
24˝ x 60˝	610 x 1524	91	41	5.6	A4-63-2460Z	506	A4-63-2460C	526	A4-63-2460V	594	A4-63-2460VG	594	A4-63-2460E	638	A4-63-2460S	2108
24˝ x 72˝	610 x 1829	113	51	6.8	A4-63-2472Z	574	A4-63-2472C	614	A4-63-2472V	690	A4-63-2472VG	690	A4-63-2472E	734	A4-63-2472S	2592

Models with 74˝ (1880mm)-Height

width x length in.	mm	weight lbs.	kg	cu ft	EAGLEbrite® model #	list	chrome model #	list	Valu-Master® model #	list	Valu-Gard® model #	list	EAGLEgard® model #	list	stainless steel model #	list
18˝ x 24˝	457 x 610	43	20	1.9	A4-74-1824Z	312	A4-74-1824C	316	A4-74-1824V	314	A4-74-1824VG	314	A4-74-1824E	378	A4-74-1824S	1214
18˝ x 30˝	457 x 762	50	23	2.3	A4-74-1830Z	320	A4-74-1830C	328	A4-74-1830V	350	A4-74-1830VG	350	A4-74-1830E	386	A4-74-1830S	1222
18˝ x 36˝	457 x 914	57	26	2.7	A4-74-1836Z	332	A4-74-1836C	336	A4-74-1836V	370	A4-74-1836VG	370	A4-74-1836E	398	A4-74-1836S	1234
18˝ x 42˝	457 x 1067	62	28	3.1	A4-74-1842Z	360	A4-74-1842C	376	A4-74-1842V	402	A4-74-1842VG	402	A4-74-1842E	454	A4-74-1842S	1426
18˝ x 48˝	457 x 1219	70	32	3.6	A4-74-1848Z	372	A4-74-1848C	384	A4-74-1848V	430	A4-74-1848VG	430	A4-74-1848E	466	A4-74-1848S	1438
18˝ x 60˝	457 x 1524	93	42	4.3	A4-74-1860Z	424	A4-74-1860C	440	A4-74-1860V	486	A4-74-1860VG	486	A4-74-1860E	534	A4-74-1860S	1786
18˝ x 72˝	457 x 1829	108	49	5.1	A4-74-1872Z	484	A4-74-1872C	508	A4-74-1872V	570	A4-74-1872VG	570	A4-74-1872E	602	A4-74-1872S	2086
21˝ x 24˝	533 x 610	48	22	2.2	A4-74-2124Z	336	A4-74-2124C	360	A4-74-2124V	346	A4-74-2124VG	346	A4-74-2124E	422	A4-74-2124S	1370
21˝ x 30˝	533 x 762	56	26	2.7	A4-74-2130Z	344	A4-74-2130C	372	A4-74-2130V	378	A4-74-2130VG	378	A4-74-2130E	430	A4-74-2130S	1382
21˝ x 36˝	533 x 914	65	30	3.1	A4-74-2136Z	356	A4-74-2136C	380	A4-74-2136V	418	A4-74-2136VG	418	A4-74-2136E	438	A4-74-2136S	1390
21˝ x 42˝	533 x 1067	73	33	3.6	A4-74-2142Z	384	A4-74-2142C	420	A4-74-2142V	442	A4-74-2142VG	442	A4-74-2142E	490	A4-74-2142S	1578
21˝ x 48˝	533 x 1219	80	36	4.1	A4-74-2148Z	396	A4-74-2148C	428	A4-74-2148V	462	A4-74-2148VG	462	A4-74-2148E	498	A4-74-2148S	1586
21˝ x 60˝	533 x 1524	101	46	5.1	A4-74-2160Z	468	A4-74-2160C	488	A4-74-2160V	542	A4-74-2160VG	542	A4-74-2160E	578	A4-74-2160S	2046
21˝ x 72˝	533 x 1829	113	51	7.7	A4-74-2172Z	552	A4-74-2172C	576	A4-74-2172V	622	A4-74-2172VG	622	A4-74-2172E	690	A4-74-2172S	2390
24˝ x 24˝	610 x 610	53	24	2.5	A4-74-2424Z	356	A4-74-2424C	376	A4-74-2424V	382	A4-74-2424VG	382	A4-74-2424E	450	A4-74-2424S	1470
24˝ x 30˝	610 x 762	62	28	3.0	A4-74-2430Z	364	A4-74-2430C	384	A4-74-2430V	418	A4-74-2430VG	418	A4-74-2430E	458	A4-74-2430S	1478
24˝ x 36˝	610 x 914	73	33	3.6	A4-74-2436Z	376	A4-74-2436C	396	A4-74-2436V	434	A4-74-2436VG	434	A4-74-2436E	470	A4-74-2436S	1494
24˝ x 42˝	610 x 1067	81	37	3.7	A4-74-2442Z	424	A4-74-2442C	452	A4-74-2442V	474	A4-74-2442VG	474	A4-74-2442E	542	A4-74-2442S	1750
24˝ x 48˝	610 x 1219	90	41	4.6	A4-74-2448Z	432	A4-74-2448C	464	A4-74-2448V	514	A4-74-2448VG	514	A4-74-2448E	558	A4-74-2448S	1762
24˝ x 60˝	610 x 1524	113	51	5.7	A4-74-2460Z	512	A4-74-2460C	532	A4-74-2460V	598	A4-74-2460VG	598	A4-74-2460E	642	A4-74-2460S	2126
24˝ x 72˝	610 x 1829	141	64	6.9	A4-74-2472Z	580	A4-74-2472C	620	A4-74-2472V	694	A4-74-2472VG	694	A4-74-2472E	738	A4-74-2472S	2610

CATALOG SECTION 1

Five-Shelf Starter Units (NSF)

Comes with five wire shelves and four posts (same finish as shelves). A vailable in 74˝ and 86˝ (1880 and 2184mm) post height. Shipped knocked-down. 54˝ (1372mm) shelves available (see page 9). **Freight class is 70.0**.

patented QuadTruss® design
(Patent #5,390,803)

five-shelf starter unit

NEW Valu-Gard® finish!

EAGLEgard® finish standard with MICROGARD® protection. See page 8 for details.

Models with 74˝ (1880mm)-Height

width x length in.	mm	weight lbs.	kg	cu ft	EAGLEbrite® model #	list	chrome model #	list	Valu-Master® model #	list	Valu-Gard® model #	list	EAGLEgard® model #	list	stainless steel model #	list
18˝ x 24˝	457 x 610	51	23	1.9	S5-74-1824Z	399	S5-74-1824C	404	S5-74-1824V	403	S5-74-1824VG	403	S5-74-1824E	486	S5-74-1824S	1603
18˝ x 30˝	457 x 762	58	26	2.3	S5-74-1830Z	409	S5-74-1830C	419	S5-74-1830V	448	S5-74-1830VG	448	S5-74-1830E	496	S5-74-1830S	1613
18˝ x 36˝	457 x 914	65	30	2.7	S5-74-1836Z	424	S5-74-1836C	429	S5-74-1836V	473	S5-74-1836VG	473	S5-74-1836E	511	S5-74-1836S	1628
18˝ x 42˝	457 x 1067	70	32	3.1	S5-74-1842Z	459	S5-74-1842C	479	S5-74-1842V	513	S5-74-1842VG	513	S5-74-1842E	581	S5-74-1842S	1868
18˝ x 48˝	457 x 1219	78	36	3.6	S5-74-1848Z	474	S5-74-1848C	489	S5-74-1848V	548	S5-74-1848VG	548	S5-74-1848E	596	S5-74-1848S	1883
18˝ x 60˝	457 x 1524	102	46	4.3	S5-74-1860Z	539	S5-74-1860C	559	S5-74-1860V	618	S5-74-1860VG	618	S5-74-1860E	681	S5-74-1860S	2318
18˝ x 72˝	457 x 1829	117	53	5.1	S5-74-1872Z	614	S5-74-1872C	644	S5-74-1872V	723	S5-74-1872VG	723	S5-74-1872E	766	S5-74-1872S	2693
21˝ x 24˝	533 x 610	57	26	2.2	S5-74-2124Z	429	S5-74-2124C	459	S5-74-2124V	443	S5-74-2124VG	443	S5-74-2124E	541	S5-74-2124S	1798
21˝ x 30˝	533 x 762	64	29	2.7	S5-74-2130Z	439	S5-74-2130C	474	S5-74-2130V	483	S5-74-2130VG	483	S5-74-2130E	551	S5-74-2130S	1813
21˝ x 36˝	533 x 914	73	33	3.1	S5-74-2136Z	454	S5-74-2136C	484	S5-74-2136V	533	S5-74-2136VG	533	S5-74-2136E	561	S5-74-2136S	1823
21˝ x 42˝	533 x 1067	81	37	3.6	S5-74-2142Z	489	S5-74-2142C	534	S5-74-2142V	563	S5-74-2142VG	563	S5-74-2142E	626	S5-74-2142S	2058
21˝ x 48˝	533 x 1219	88	40	4.1	S5-74-2148Z	504	S5-74-2148C	544	S5-74-2148V	588	S5-74-2148VG	588	S5-74-2148E	636	S5-74-2148S	2068
21˝ x 60˝	533 x 1524	109	50	5.1	S5-74-2160Z	594	S5-74-2160C	619	S5-74-2160V	688	S5-74-2160VG	688	S5-74-2160E	736	S5-74-2160S	2643
21˝ x 72˝	533 x 1829	122	55	7.7	S5-74-2172Z	699	S5-74-2172C	729	S5-74-2172V	788	S5-74-2172VG	788	S5-74-2172E	876	S5-74-2172S	3073
24˝ x 24˝	610 x 610	62	28	2.5	S5-74-2424Z	454	S5-74-2424C	479	S5-74-2424V	488	S5-74-2424VG	488	S5-74-2424E	576	S5-74-2424S	1923
24˝ x 30˝	610 x 762	71	32	3.0	S5-74-2430Z	464	S5-74-2430C	489	S5-74-2430V	533	S5-74-2430VG	533	S5-74-2430E	586	S5-74-2430S	1933
24˝ x 36˝	610 x 914	81	37	3.6	S5-74-2436Z	479	S5-74-2436C	504	S5-74-2436V	553	S5-74-2436VG	553	S5-74-2436E	601	S5-74-2436S	1953
24˝ x 42˝	610 x 1067	89	40	3.7	S5-74-2442Z	539	S5-74-2442C	574	S5-74-2442V	603	S5-74-2442VG	603	S5-74-2442E	691	S5-74-2442S	2273
24˝ x 48˝	610 x 1219	98	45	4.6	S5-74-2448Z	549	S5-74-2448C	589	S5-74-2448V	653	S5-74-2448VG	653	S5-74-2448E	711	S5-74-2448S	2288
24˝ x 60˝	610 x 1524	122	55	5.7	S5-74-2460Z	649	S5-74-2460C	674	S5-74-2460V	758	S5-74-2460VG	758	S5-74-2460E	816	S5-74-2460S	2743
24˝ x 72˝	610 x 1829	149	68	6.9	S5-74-2472Z	734	S5-74-2472C	784	S5-74-2472V	878	S5-74-2472VG	878	S5-74-2472E	936	S5-74-2472S	3348

Models with 86˝ (2184mm)-Height

width x length in.	mm	weight lbs.	kg	cu ft	EAGLEbrite® model #	list	chrome model #	list	Valu-Master® model #	list	Valu-Gard® model #	list	EAGLEgard® model #	list	stainless steel model #	list
18˝ x 24˝	457 x 610	55	25	3.9	S5-86-1824Z	419	S5-86-1824C	424	S5-86-1824V	427	S5-86-1824VG	427	S5-86-1824E	506	S5-86-1824S	1663
18˝ x 30˝	457 x 762	60	27	3.9	S5-86-1830Z	429	S5-86-1830C	439	S5-86-1830V	472	S5-86-1830VG	472	S5-86-1830E	516	S5-86-1830S	1673
18˝ x 36˝	457 x 914	65	30	3.9	S5-86-1836Z	444	S5-86-1836C	449	S5-86-1836V	497	S5-86-1836VG	497	S5-86-1836E	531	S5-86-1836S	1688
18˝ x 42˝	457 x 1067	75	34	4.9	S5-86-1842Z	479	S5-86-1842C	499	S5-86-1842V	537	S5-86-1842VG	537	S5-86-1842E	601	S5-86-1842S	1928
18˝ x 48˝	457 x 1219	80	36	4.9	S5-86-1848Z	494	S5-86-1848C	509	S5-86-1848V	572	S5-86-1848VG	572	S5-86-1848E	616	S5-86-1848S	1943
18˝ x 60˝	457 x 1524	105	48	6.4	S5-86-1860Z	559	S5-86-1860C	579	S5-86-1860V	642	S5-86-1860VG	642	S5-86-1860E	701	S5-86-1860S	2378
18˝ x 72˝	457 x 1829	120	54	7.4	S5-86-1872Z	634	S5-86-1872C	664	S5-86-1872V	747	S5-86-1872VG	747	S5-86-1872E	786	S5-86-1872S	2753
21˝ x 24˝	533 x 610	60	27	3.9	S5-86-2124Z	449	S5-86-2124C	479	S5-86-2124V	467	S5-86-2124VG	467	S5-86-2124E	561	S5-86-2124S	1858
21˝ x 30˝	533 x 762	65	30	3.9	S5-86-2130Z	459	S5-86-2130C	494	S5-86-2130V	507	S5-86-2130VG	507	S5-86-2130E	571	S5-86-2130S	1873
21˝ x 36˝	533 x 914	75	34	4.4	S5-86-2136Z	474	S5-86-2136C	504	S5-86-2136V	557	S5-86-2136VG	557	S5-86-2136E	581	S5-86-2136S	1883
21˝ x 42˝	533 x 1067	80	36	5.9	S5-86-2142Z	509	S5-86-2142C	554	S5-86-2142V	587	S5-86-2142VG	587	S5-86-2142E	646	S5-86-2142S	2118
21˝ x 48˝	533 x 1219	90	41	5.9	S5-86-2148Z	524	S5-86-2148C	564	S5-86-2148V	612	S5-86-2148VG	612	S5-86-2148E	656	S5-86-2148S	2128
21˝ x 60˝	533 x 1524	110	50	6.9	S5-86-2160Z	614	S5-86-2160C	639	S5-86-2160V	712	S5-86-2160VG	712	S5-86-2160E	756	S5-86-2160S	2703
21˝ x 72˝	533 x 1829	140	64	8.4	S5-86-2172Z	719	S5-86-2172C	749	S5-86-2172V	812	S5-86-2172VG	812	S5-86-2172E	896	S5-86-2172S	3133
24˝ x 24˝	610 x 610	65	30	4.4	S5-86-2424Z	474	S5-86-2424C	499	S5-86-2424V	512	S5-86-2424VG	512	S5-86-2424E	596	S5-86-2424S	1983
24˝ x 30˝	610 x 762	75	34	4.4	S5-86-2430Z	484	S5-86-2430C	509	S5-86-2430V	557	S5-86-2430VG	557	S5-86-2430E	606	S5-86-2430S	1993
24˝ x 36˝	610 x 914	85	39	4.4	S5-86-2436Z	499	S5-86-2436C	524	S5-86-2436V	577	S5-86-2436VG	577	S5-86-2436E	621	S5-86-2436S	2013
24˝ x 42˝	610 x 1067	95	43	6.4	S5-86-2442Z	559	S5-86-2442C	594	S5-86-2442V	627	S5-86-2442VG	627	S5-86-2442E	711	S5-86-2442S	2333
24˝ x 48˝	610 x 1219	100	45	6.4	S5-86-2448Z	569	S5-86-2448C	609	S5-86-2448V	677	S5-86-2448VG	677	S5-86-2448E	731	S5-86-2448S	2348
24˝ x 60˝	610 x 1524	125	57	7.9	S5-86-2460Z	669	S5-86-2460C	694	S5-86-2460V	782	S5-86-2460VG	782	S5-86-2460E	836	S5-86-2460S	2803
24˝ x 72˝	610 x 1829	150	68	9.4	S5-86-2472Z	754	S5-86-2472C	804	S5-86-2472V	902	S5-86-2472VG	902	S5-86-2472E	956	S5-86-2472S	3408

100 Industrial Boulevard, Clayton, DE 19938-8903 U.S.A.
Phone: 800-441-8440 or 302-653-3000. Fax: 302-653-2065
http://www.eaglegrp.com

EAGLE GROUP
Profit from the Eagle Advantage®

Five-Shelf Add-On Units (NSF)

Comes with five wire shelves, two posts (same finish as shelves) and two "S" hooks for each shelf. A vailable in 74″ and 86″ (1880 and 2184mm) post height. Shipped knocked-down. 54″ (1372mm) shelves available (see page 9). **Freight class is 70.0**.

patented QuadTruss® design (Patent #5,390,803)

five-shelf add-on unit

NEW Valu-Gard® finish!

EAGLEgard® finish standard with MICROGARD® protection. See page 8 for details.

Models with 74″ (1880mm)-Height

width x length in.	mm	weight lbs.	kg	cu ft	EAGLEbrite® model #	list	chrome model #	list	Valu-Master® model #	list	Valu-Gard® model #	list	EAGLEgard® model #	list	stainless steel model #	list
18″ x 24″	457 x 610	43	20	1.9	A5-74-1824Z	377	A5-74-1824C	382	A5-74-1824V	379	A5-74-1824VG	379	A5-74-1824E	458	A5-74-1824S	1479
18″ x 30″	457 x 762	50	23	2.3	A5-74-1830Z	387	A5-74-1830C	397	A5-74-1830V	424	A5-74-1830VG	424	A5-74-1830E	468	A5-74-1830S	1489
18″ x 36″	457 x 914	57	26	2.7	A5-74-1836Z	402	A5-74-1836C	407	A5-74-1836V	449	A5-74-1836VG	449	A5-74-1836E	483	A5-74-1836S	1504
18″ x 42″	457 x 1067	62	28	3.1	A5-74-1842Z	437	A5-74-1842C	457	A5-74-1842V	489	A5-74-1842VG	489	A5-74-1842E	553	A5-74-1842S	1744
18″ x 48″	457 x 1219	80	36	3.6	A5-74-1848Z	452	A5-74-1848C	467	A5-74-1848V	524	A5-74-1848VG	524	A5-74-1848E	568	A5-74-1848S	1759
18″ x 60″	457 x 1524	93	42	4.3	A5-74-1860Z	517	A5-74-1860C	537	A5-74-1860V	594	A5-74-1860VG	594	A5-74-1860E	653	A5-74-1860S	2194
18″ x 72″	457 x 1829	108	49	5.1	A5-74-1872Z	592	A5-74-1872C	622	A5-74-1872V	699	A5-74-1872VG	699	A5-74-1872E	738	A5-74-1872S	2569
21″ x 24″	533 x 610	48	22	2.2	A5-74-2124Z	407	A5-74-2124C	437	A5-74-2124V	419	A5-74-2124VG	419	A5-74-2124E	513	A5-74-2124S	1674
21″ x 30″	533 x 762	56	26	2.7	A5-74-2130Z	417	A5-74-2130C	452	A5-74-2130V	459	A5-74-2130VG	459	A5-74-2130E	523	A5-74-2130S	1689
21″ x 36″	533 x 914	65	30	3.1	A5-74-2136Z	432	A5-74-2136C	462	A5-74-2136V	509	A5-74-2136VG	509	A5-74-2136E	533	A5-74-2136S	1699
21″ x 42″	533 x 1067	73	33	3.6	A5-74-2142Z	467	A5-74-2142C	512	A5-74-2142V	539	A5-74-2142VG	539	A5-74-2142E	598	A5-74-2142S	1934
21″ x 48″	533 x 1219	80	36	4.1	A5-74-2148Z	482	A5-74-2148C	522	A5-74-2148V	564	A5-74-2148VG	564	A5-74-2148E	608	A5-74-2148S	1944
21″ x 60″	533 x 1524	101	46	5.1	A5-74-2160Z	572	A5-74-2160C	597	A5-74-2160V	664	A5-74-2160VG	664	A5-74-2160E	708	A5-74-2160S	2519
21″ x 72″	533 x 1829	113	51	7.7	A5-74-2172Z	677	A5-74-2172C	707	A5-74-2172V	764	A5-74-2172VG	764	A5-74-2172E	848	A5-74-2172S	2949
24″ x 24″	610 x 610	53	24	2.5	A5-74-2424Z	432	A5-74-2424C	457	A5-74-2424V	464	A5-74-2424VG	464	A5-74-2424E	548	A5-74-2424S	1799
24″ x 30″	610 x 762	62	28	3.0	A5-74-2430Z	442	A5-74-2430C	467	A5-74-2430V	509	A5-74-2430VG	509	A5-74-2430E	558	A5-74-2430S	1809
24″ x 36″	610 x 914	73	33	3.6	A5-74-2436Z	457	A5-74-2436C	482	A5-74-2436V	529	A5-74-2436VG	529	A5-74-2436E	573	A5-74-2436S	1829
24″ x 42″	610 x 1067	81	37	3.7	A5-74-2442Z	517	A5-74-2442C	552	A5-74-2442V	579	A5-74-2442VG	579	A5-74-2442E	663	A5-74-2442S	2149
24″ x 48″	610 x 1219	90	41	4.6	A5-74-2448Z	527	A5-74-2448C	567	A5-74-2448V	629	A5-74-2448VG	629	A5-74-2448E	683	A5-74-2448S	2164
24″ x 60″	610 x 1524	113	51	5.7	A5-74-2460Z	627	A5-74-2460C	652	A5-74-2460V	734	A5-74-2460VG	734	A5-74-2460E	788	A5-74-2460S	2619
24″ x 72″	610 x 1829	141	64	6.9	A5-74-2472Z	712	A5-74-2472C	762	A5-74-2472V	854	A5-74-2472VG	854	A5-74-2472E	908	A5-74-2472S	3224

Models with 86″ (2184mm)-Height

width x length in.	mm	weight lbs.	kg	cu ft	EAGLEbrite® model #	list	chrome model #	list	Valu-Master® model #	list	Valu-Gard® model #	list	EAGLEgard® model #	list	stainless steel model #	list
18″ x 24″	457 x 610	45	20	3.7	A5-86-1824Z	387	A5-86-1824C	392	A5-86-1824V	391	A5-86-1824VG	391	A5-86-1824E	468	A5-86-1824S	1509
18″ x 30″	457 x 762	51	23	3.7	A5-86-1830Z	397	A5-86-1830C	407	A5-86-1830V	436	A5-86-1830VG	436	A5-86-1830E	478	A5-86-1830S	1519
18″ x 36″	457 x 914	56	25	3.7	A5-86-1836Z	412	A5-86-1836C	417	A5-86-1836V	461	A5-86-1836VG	461	A5-86-1836E	493	A5-86-1836S	1534
18″ x 42″	457 x 1067	66	30	4.7	A5-86-1842Z	447	A5-86-1842C	467	A5-86-1842V	501	A5-86-1842VG	501	A5-86-1842E	563	A5-86-1842S	1774
18″ x 48″	457 x 1219	71	32	4.7	A5-86-1848Z	462	A5-86-1848C	477	A5-86-1848V	536	A5-86-1848VG	536	A5-86-1848E	578	A5-86-1848S	1789
18″ x 60″	457 x 1524	96	44	6.2	A5-86-1860Z	527	A5-86-1860C	547	A5-86-1860V	606	A5-86-1860VG	606	A5-86-1860E	663	A5-86-1860S	2224
18″ x 72″	457 x 1829	111	50	7.2	A5-86-1872Z	602	A5-86-1872C	632	A5-86-1872V	711	A5-86-1872VG	711	A5-86-1872E	748	A5-86-1872S	2599
21″ x 24″	533 x 610	51	23	3.7	A5-86-2124Z	417	A5-86-2124C	447	A5-86-2124V	431	A5-86-2124VG	431	A5-86-2124E	523	A5-86-2124S	1704
21″ x 30″	533 x 762	56	25	3.7	A5-86-2130Z	427	A5-86-2130C	462	A5-86-2130V	471	A5-86-2130VG	471	A5-86-2130E	533	A5-86-2130S	1719
21″ x 36″	533 x 914	66	30	4.2	A5-86-2136Z	442	A5-86-2136C	472	A5-86-2136V	521	A5-86-2136VG	521	A5-86-2136E	543	A5-86-2136S	1729
21″ x 42″	533 x 1067	71	32	5.7	A5-86-2142Z	477	A5-86-2142C	522	A5-86-2142V	551	A5-86-2142VG	551	A5-86-2142E	608	A5-86-2142S	1964
21″ x 48″	533 x 1219	81	37	5.7	A5-86-2148Z	492	A5-86-2148C	532	A5-86-2148V	576	A5-86-2148VG	576	A5-86-2148E	618	A5-86-2148S	1974
21″ x 60″	533 x 1524	101	46	6.7	A5-86-2160Z	582	A5-86-2160C	607	A5-86-2160V	676	A5-86-2160VG	676	A5-86-2160E	718	A5-86-2160S	2549
21″ x 72″	533 x 1829	131	59	8.2	A5-86-2172Z	687	A5-86-2172C	717	A5-86-2172V	776	A5-86-2172VG	776	A5-86-2172E	858	A5-86-2172S	2979
24″ x 24″	610 x 610	56	25	4.2	A5-86-2424Z	442	A5-86-2424C	467	A5-86-2424V	476	A5-86-2424VG	476	A5-86-2424E	558	A5-86-2424S	1829
24″ x 30″	610 x 762	66	30	4.2	A5-86-2430Z	452	A5-86-2430C	477	A5-86-2430V	521	A5-86-2430VG	521	A5-86-2430E	568	A5-86-2430S	1839
24″ x 36″	610 x 914	76	35	4.2	A5-86-2436Z	467	A5-86-2436C	492	A5-86-2436V	541	A5-86-2436VG	541	A5-86-2436E	583	A5-86-2436S	1859
24″ x 42″	610 x 1067	86	39	6.2	A5-86-2442Z	527	A5-86-2442C	562	A5-86-2442V	591	A5-86-2442VG	591	A5-86-2442E	673	A5-86-2442S	2179
24″ x 48″	610 x 1219	91	41	6.2	A5-86-2448Z	537	A5-86-2448C	577	A5-86-2448V	641	A5-86-2448VG	641	A5-86-2448E	693	A5-86-2448S	2194
24″ x 60″	610 x 1524	116	53	7.7	A5-86-2460Z	637	A5-86-2460C	662	A5-86-2460V	746	A5-86-2460VG	746	A5-86-2460E	798	A5-86-2460S	2649
24″ x 72″	610 x 1829	141	64	9.2	A5-86-2472Z	722	A5-86-2472C	772	A5-86-2472V	866	A5-86-2472VG	866	A5-86-2472E	918	A5-86-2472S	3254

CATALOG SECTION 1

Add-A-Shelf® — see spec sheet EG01.11 NSF

Patented. Special collar allows addition or removal of shelf without disassembling the entire unit. 300 lb. (136.1 kg) weight capacity per shelf using an evenly distributed load. Note: T op and bottom shelves of unit must be standard shelves (for EAGLEbrite ® or chrome finish, see page 9; for black, red, or white epoxy , see page 44). Use Add-A-Shelf ® shelves for intermediate shelves. Add-A-Shelf® is not recommended for mobile applications.

Patented



Add-A-Shelf® collar

Add-A-Shelf® unit

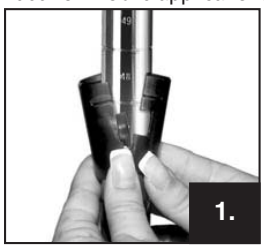



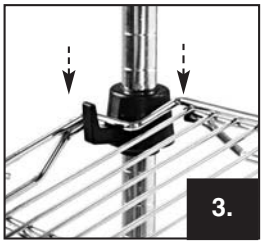

Numerically calibrated grooved posts, tapered plastic split sleeves and shelf collars combine to make shelving assembly a simple 3 step exercise: (1.) snap the split sleeves onto a post over the number of your choice; (2.) slide the Add-A-Shelf ® collar over the split sleeves. When the collar is together a positive lock is created without the use of any tools. (3.) Place shelf over collar to complete.

patented QuadTruss® design (Patent #5,390,803)

Add-A-Shelf® as a merchandise display unit

Add-A-Shelf® Adjustable Shelves — Patent # 5,884,567

Also features our patented QuadTruss® design. Freight class is 70.0.

width x length in.	mm	weight lb.	kg	cu ft	EAGLEbrite® model #	list	chrome model #	list	black model #	list	red model #	list	white model #	list
14″ x 36″	356 x 914	8	3.6	0.5	A1436Z	60	A1436C	67	A1436BL	67	A1436R	67	A1436W	67
14″ x 48″	356 x 1219	10	4.6	0.7	A1448Z	69	A1448C	77	A1448BL	77	A1448R	77	A1448W	77
18″ x 36″	457 x 914	9	4.1	0.7	A1836Z	70	A1836C	71	A1836BL	71	A1836R	71	A1836W	71
18″ x 48″	457 x 1219	12	5.5	0.9	A1848Z	80	A1848C	85	A1848BL	85	A1848R	85	A1848W	85
18″ x 60″	457 x 1524	15	6.8	1.0	A1860Z	93	A1860C	98	A1860BL	98	A1860R	98	A1860W	98
21″ x 36″	533 x 914	11	5.0	0.8	A2136Z	76	A2136C	82	A2136BL	82	A2136R	82	A2136W	82
21″ x 48″	533 x 1219	14	6.4	1.1	A2148Z	87	A2148C	94	A2148BL	94	A2148R	94	A2148W	94
21″ x 60″	533 x 1524	17	7.7	1.3	A2160Z	104	A2160C	110	A2160BL	110	A2160R	110	A2160W	110
24″ x 36″	610 x 914	13	5.9	0.8	A2436Z	81	A2436C	87	A2436BL	87	A2436R	87	A2436W	87
24″ x 48″	610 x 1219	16	7.3	1.2	A2448Z	96	A2448C	103	A2448BL	103	A2448R	103	A2448W	103
24″ x 60″	610 x 1524	21	9.5	1.5	A2460Z	115	A2460C	123	A2460BL	123	A2460R	123	A2460W	123

Add-A-Shelf® reverse mat shelf

Add-A-Shelf® Reverse Mat Shelves — Patent # 5,884,567

Freight class is 70.0.

width x length in.	mm	weight lb.	kg	cu ft	EAGLEbrite® model #	list	chrome model #	list	black model #	list	red model #	list	white model #	list
14″ x 36″	356 x 914	8	3.6	0.5	D1436Z	63	D1436C	69	D1436BL	69	D1436R	69	D1436W	69
14″ x 48″	356 x 1219	10	4.6	0.7	D1448Z	71	D1448C	80	D1448BL	80	D1448R	80	D1448W	80
18″ x 36″	457 x 914	9	4.1	0.7	D1836Z	72	D1836C	74	D1836BL	74	D1836R	74	D1836W	74
18″ x 48″	457 x 1219	12	5.5	0.9	D1848Z	82	D1848C	87	D1848BL	87	D1848R	87	D1848W	87
21″ x 36″	533 x 914	11	5.0	0.8	D2136Z	79	D2136C	86	D2136BL	86	D2136R	86	D2136W	86
21″ x 48″	533 x 1219	14	6.4	1.1	D2148Z	89	D2148C	97	D2148BL	97	D2148R	97	D2148W	97
24″ x 36″	610 x 914	13	5.9	0.8	D2436Z	85	D2436C	89	D2436BL	89	D2436R	89	D2436W	89
24″ x 48″	610 x 1219	16	7.3	1.2	D2448Z	98	D2448C	106	D2448BL	106	D2448R	106	D2448W	106

Add-A-Shelf® in use with Eagle's security unit

Add-A-Shelf® Collars — Patent # D 395,000

Packed four per bag. Quantity of four included with each shelf.

model #	list
A208891	10

Add-A-Shelf® collar

Add-A-Shelf® Post Clamps

zinc model #	list	black epoxy model #	list
ADD-A-CLAMP	10	ADD-A-CLAMP-BL	12

Note: For post clamps to work, Add-a-Shelf® collars must be staggered on each adjoining shelf unit.

Add-A-Shelf® post clamp

Posts for Add-A-Shelf®

Freight class is 50.0.

post height in.	mm	weight lbs.	kg	cu ft	EAGLEbrite® model	list	chrome model	list	black model	list	red model	list	white model	list
7″	178	0.8	0.4	0.1	P7-Z	12	P7-C	12	P7-BL	12	P7-R	12	P7-W	12
14″	356	1.0	0.5	0.1	P14-Z	15	P14-C	15	P14-BL	15	P14-R	15	P14-W	15
33″	838	2.0	0.9	0.1	P33-Z	18	P33-C	18	P33-BL	18	P33-R	18	P33-W	18
54″	1372	3.0	1.4	0.1	P54-Z	22	P54-C	22	P54-BL	22	P54-R	22	P54-W	22
63″	1600	3.5	1.8	0.3	P63-Z	23	P63-C	23	P63-BL	23	P63-R	23	P63-W	23
74″	1880	4.0	1.8	0.5	P74-Z	26	P74-C	26	P74-BL	26	P74-R	26	P74-W	26
86″	2184	5.0	2.3	0.8	P86-Z	31	P86-C	31	P86-BL	31	P86-R	31	P86-W	31

Packaging:

36″ through 48″ (914 through 1219mm) lengths are packed four to a box. 60″ (1524mm) lengths are packed two to a box. Four pairs of split sleeves and collars are provided with each shelf.

100 Industrial Boulevard, Clayton, DE 19938-8903 U.S.A.
Phone: 800-441-8440 or 302-653-3000. Fax: 302-653-2065
http://www.eaglegrp.com

EAGLE GROUP
Profit from the Eagle Advantage®

Add-A-Shelf® Starter Units (NSF) NEW IN 2008

Kit includes two standard shelves, two Add-A-Shelf® shelves, four posts, four bags of split sleeves, and two bags of Add-A-Shelf® collars—all in one box, lowering shipping costs. Front edge of shelf can be lowered 4˝ (102mm) to create slanted shelf. Available in 63˝ and 74˝ (1600 and 1880mm) heights. Note: Top and bottom shelves of unit must be standard shelves. Use Add-A-Shelf® shelves for intermediate shelves. Add-A-Shelf® is not recommended for mobile applications.

width x length		Units with 63˝ (1600mm) Posts				Units with 74˝ (1880mm) Posts			
		chrome		black epoxy		chrome		black epoxy	
in.	mm	model #	list	model #	list	model #	list	model #	list
14˝ x 36˝	356 x 914	RS4-63-A1436C	483	RS4-63-A1436BL	483	RS4-74-A1436C	514	RS4-74-A1436BL	514
14˝ x 48˝	356 x 1219	RS4-63-A1448C	515	RS4-63-A1448BL	515	RS4-74-A1448C	546	RS4-74-A1448BL	546
18˝ x 36˝	457 x 914	RS4-63-A1836C	517	RS4-63-A1836BL	517	RS4-74-A1836C	548	RS4-74-A1836BL	548
18˝ x 48˝	457 x 1219	RS4-63-A1848C	559	RS4-63-A1848BL	559	RS4-74-A1848C	589	RS4-74-A1848BL	589
21˝ x 36˝	533 x 914	RS4-63-A2136C	532	RS4-63-A2136BL	532	RS4-74-A2136C	563	RS4-74-A2136BL	563
21˝ x 48˝	533 x 1219	RS4-63-A2148C	586	RS4-63-A2148BL	586	RS4-74-A2148C	616	RS4-74-A2148BL	616
24˝ x 36˝	610 x 914	RS4-63-A2436C	564	RS4-63-A2436BL	564	RS4-74-A2436C	594	RS4-74-A2436BL	594
24˝ x 48˝	610 x 1219	RS4-63-A2448C	644	RS4-63-A2448BL	644	RS4-74-A2448C	674	RS4-74-A2448BL	674

Add-A-Shelf® starter unit

Wire Can Rack and Wire Can Rack Systems – see spec sheet EG01.15

Fits on 24˝ (610mm)-wide shelves. Rack is front loading, front dispensing, gravity feed, and is made of chrome-plated mild steel and heavy gauge wire. Each rack holds eight #10 cans or twelve #5 cans. **Freight class is 70.0**.

description	weight lbs.	weight kg	cu ft	capacity (#10 cans)	model #	list
individual wire can rack	7	3.2	1.8	8	CRC	110
wire can rack system with bottom dunnage	120	54.4	19.3	124	CRC2 *	1329
3-tier wire can rack system, 24˝ x 36˝ shelves	137	62.1	25.2	96	CRC3	1669
4-tier wire can rack system, 24˝ x 36˝ shelves	178	80.7	33.2	128	CRC4	2193

* System holds 64 racked cans plus 10 boxes of 6 cans each on the dunnage shelf.

wire can rack

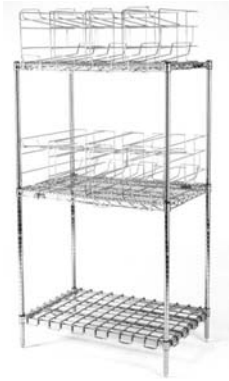

3-tier wire can rack system with dunnage shelf

Cantilever Shelves – see spec sheet EG01.03

These 12˝ (305mm) wide shelves are ideal for adding extra storage above an existing shelving unit. NOTE: When ordering back posts, confirm with customer service, the correct post height to accommodate these shelves. **Freight class is 70.0**.

length in.	length mm	weight lb.	weight kg	cubic feet	chrome model #	chrome list	stainless steel model #	stainless steel list
24˝	610	5	2.3	0.5	CS1224-C	56	CS1224-S	200
30˝	762	5	2.3	0.8	CS1230-C	62	CS1230-S	215
36˝	914	6	2.7	0.8	CS1236-C	70	CS1236-S	229
42˝	1067	7	3.2	0.9	CS1242-C	79	CS1242-S	242
48˝	1219	8	3.6	1.0	CS1248-C	81	CS1248-S	254
54˝	1372	9	4.1	1.1	CS1254-C	86	CS1254-S	271
60˝	1524	10	4.5	1.3	CS1260-C	93	CS1260-S	300

cantilever shelves

Reverse Mat Shelves — see spec sheet EG01.03

These shelves have built-in ledges which prevent contents from falling off the shelf. Each shelf has 250 lb. (113 kg) capacity. **Freight class is 70.0**.

width x length in.	width x length mm	weight lb.	weight kg	cu ft	EAGLEbrite® model #	EAGLEbrite® list	chrome model #	chrome list	black model #	black list	red model #	red list	white model #	white list
14˝ x 36˝	356 x 914	7	3.2	0.5	RM1436Z	56	RM1436C	63	RM1436BL	63	RM1436R	63	RM1436W	63
14˝ x 48˝	356 x 1219	10	4.5	0.7	RM1448Z	65	RM1448C	74	RM1448BL	74	RM1448R	74	RM1448W	74
18˝ x 36˝	457 x 914	9	4.1	0.7	RM1836Z	66	RM1836C	67	RM1836BL	67	RM1836R	67	RM1836W	67
18˝ x 48˝	457 x 1219	11	4.9	0.9	RM1848Z	76	RM1848C	80	RM1848BL	80	RM1848R	80	RM1848W	80
21˝ x 36˝	533 x 914	11	4.9	0.8	RM2136Z	72	RM2136C	79	RM2136BL	79	RM2136R	79	RM2136W	79
21˝ x 48˝	533 x 1219	13	5.9	1.1	RM2148Z	82	RM2148C	91	RM2148BL	91	RM2148R	91	RM2148W	91
24˝ x 24˝	610 x 610	9	4.1	0.8	RM2424Z	72	RM2424C	77	RM2424BL	77	RM2424R	77	RM2424W	77
24˝ x 36˝	610 x 914	12	5.4	0.8	RM2436Z	77	RM2436C	82	RM2436BL	82	RM2436R	82	RM2436W	82
24˝ x 48˝	610 x 1219	15	6.8	1.2	RM2448Z	92	RM2448C	99	RM2448BL	99	RM2448R	99	RM2448W	99

reverse mat shelf with built-in ledge



Optional Shelf Markers for Reverse Mat Shelves

Clear plastic. Snaps onto shelf edge. Provides easy identification of shelf contents or section. Holds 1¼˝ (32mm)-high labels. Note: These also work on standard shelves.

NEW IN 2008

length in.	length mm	fits shelf size in.	fits shelf size mm	model #	list	length in.	length mm	fits shelf size in.	fits shelf size mm	model #	list
3˝	76	all		A221658	7	31˝	787	36˝	914	A221662	10
19˝	483	24˝	610	A221660	8	43˝	1092	48˝	1219	A221663	11
25˝	635	30˝	762	A221661	9	55˝	1397	60˝	1524	A221665	12



clear plastic shelf marker for reverse mat shelves

CATALOG SECTION 1

NEW Valu-Gard® finish!

patented QuadTruss® design (Patent #5,390,803)

Packed & shipped in one box. Saves up to 20% on shipping costs!

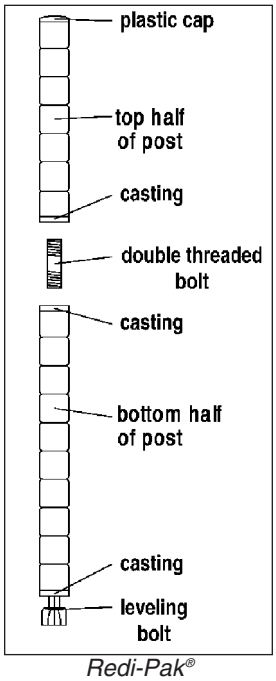

Redi-Pak® post assembly

Redi-Pak® Wire Shelving Units – see spec sheet EG01.26 NSF

Complete shelving unit in one box. The combination of numerically-calibrated posts, tapered split sleeves, and shelf collars makes assembling these units a simple, three-step exer cise: 1) assemble two-piece post by threading top half onto bolt in lower half; 2) snap split sleeves onto post over number of your choice; and 3) slide shelf collar over split sleeves. A positive lock between shelf and post is created without the use of any tools. Shelving units may be adjusted or completely changed just as easily. **Freight class is 70.0**.

4-Shelf Units, 63˝ (1600mm) Height

Includes 4 wire shelves and 4 two-piece posts.

width x length		weight		cu	EAGLEbrite®		chrome		Valu-Master®		Valu-Gard®		EAGLEgard®	
in.	mm	lb.	kg	ft	model #	list	model #	list	model #	list	model #	list	model #	list
18˝ x 36˝	457 x 914	52	23.6	2.8	1836Z63	366	1836C63	390	1836V63	420	1836VG63	420	1836E63	473
18˝ x 48˝	457 x 1219	64	29.0	3.6	1848Z63	413	1848C63	443	1848V63	476	1848VG63	476	1848E63	542
18˝ x 60˝	457 x 1524	84	38.1	4.8	1860Z63	487	1860C63	502	1860V63	540	1860VG63	540	1860E63	621
24˝ x 36˝	610 x 914	68	30.8	3.2	2436Z63	419	2436C63	455	2436V63	490	2436VG63	490	2436E63	547
24˝ x 48˝	610 x 1219	80	36.3	4.8	2448Z63	479	2448C63	525	2448V63	564	2448VG63	564	2448E63	646
24˝ x 60˝	610 x 1524	100	45.4	6.0	2460Z63	563	2460C63	608	2460V63	655	2460VG63	655	2460E63	735

4-Shelf Units, 74˝ (1880mm) Height

Includes 4 wire shelves and 4 two-piece posts.

width x length		weight		cu	EAGLEbrite®		chrome		Valu-Master®		Valu-Gard®		EAGLEgard®	
in.	mm	lb.	kg	ft	model #	list	model #	list	model #	list	model #	list	model #	list
18˝ x 36˝	457 x 914	52	23.6	2.8	1836Z74	373	1836C74	397	1836V74	428	1836VG74	428	1836E74	475
18˝ x 48˝	457 x 1219	74	33.6	3.6	1848Z74	431	1848C74	460	1848V74	495	1848VG74	495	1848E74	561
18˝ x 60˝	457 x 1524	84	38.1	4.8	1860Z74	478	1860C74	513	1860V74	554	1860VG74	554	1860E74	659
24˝ x 36˝	610 x 914	68	30.8	3.2	2436Z74	432	2436C74	463	2436V74	498	2436VG74	498	2436E74	560
24˝ x 48˝	610 x 1219	80	36.3	4.8	2448Z74	502	2448C74	538	2448V74	578	2448VG74	578	2448E74	670
24˝ x 60˝	610 x 1524	100	45.4	6.0	2460Z74	584	2460C74	625	2460V74	671	2460VG74	671	2460E74	755

5-Shelf Units, 63˝ (1600mm) Height

Includes 5 wire shelves and 4 two-piece posts.

width x length		weight		cu	EAGLEbrite®		chrome		Valu-Master®		Valu-Gard®		EAGLEgard®	
in.	mm	lb.	kg	ft	model #	list	model #	list	model #	list	model #	list	model #	list
18˝ x 36˝	457 x 914	61	27.7	3.5	1836Z63-5	441	1836C63-5	469	1836V63-5	504	1836VG63-5	504	1836E63-5	564
18˝ x 48˝	457 x 1219	76	34.5	4.5	1848Z63-5	504	1848C63-5	536	1848V63-5	576	1848VG63-5	576	1848E63-5	661
18˝ x 60˝	457 x 1524	101	45.8	6.0	1860Z63-5	552	1860C63-5	615	1860V63-5	663	1860VG63-5	663	1860E63-5	761
24˝ x 36˝	610 x 914	81	36.7	4.0	2436Z63-5	513	2436C63-5	555	2436V63-5	595	2436VG63-5	595	2436E63-5	669
24˝ x 48˝	610 x 1219	96	43.6	6.0	2448Z63-5	594	2448C63-5	649	2448V63-5	698	2448VG63-5	698	2448E63-5	727
24˝ x 60˝	610 x 1524	121	54.9	7.5	2460Z63-5	694	2460C63-5	736	2460V63-5	793	2460VG63-5	793	2460E63-5	898

5-Shelf Units, 74˝ (1880mm) Height

Includes 5 wire shelves and 4 two-piece posts.

width x length		weight		cu	EAGLEbrite®		chrome		Valu-Master®		Valu-Gard®		EAGLEgard®	
in.	mm	lb.	kg	ft	model #	list	model #	list	model #	list	model #	list	model #	list
18˝ x 36˝	457 x 914	61	27.7	3.5	1836Z74-5	442	1836C74-5	488	1836V74-5	525	1836VG74-5	525	1836E74-5	592
18˝ x 48˝	457 x 1219	76	34.5	4.5	1848Z74-5	521	1848C74-5	561	1848V74-5	604	1848VG74-5	604	1848E74-5	687
18˝ x 60˝	457 x 1524	101	45.8	6.0	1860Z74-5	561	1860C74-5	637	1860V74-5	686	1860VG74-5	686	1860E74-5	789
24˝ x 36˝	610 x 914	81	36.7	4.0	2436Z74-5	530	2436C74-5	575	2436V74-5	620	2436VG74-5	620	2436E74-5	695
24˝ x 48˝	610 x 1219	96	43.6	6.0	2448Z74-5	612	2448C74-5	668	2448V74-5	719	2448VG74-5	719	2448E74-5	822
24˝ x 60˝	610 x 1524	121	54.9	7.5	2460Z74-5	712	2460C74-5	755	2460V74-5	811	2460VG74-5	811	2460E74-5	924

2-shelf Redi-Pak® utility unit

Redi-Pak® Utility Carts – see spec sheet EG01.10 NSF

Includes one handle, two posts, four resilient 4˝ (102mm) casters with donut bumpers, and either two or three chrome shelves with built-in 1˝ (25mm) ledge on three sides—all in one carton. Medium-duty 500 lb. (227kg) capacity. Easy handling and inventor y tracking. Can be shipped UPS.

width x length		cubic	2-Shelf Unit				3-Shelf Unit			
in.	mm	feet	weight lbs.	kg	model #	list	weight lbs.	kg	model #	list
18˝ x 36˝	457 x 914	3.0	38	17.2	U2-1836C-RP	296	45	20.4	U3-1836C-RP	359

NEW

wire wall shelf kit

Wire Wall Shelf Kits

NEW Valu-Gard® finish!

Comes with one wire shelf and two stationar y wire wall mounts.

shelf width x length		weight		chrome		Valu-Master®		Valu-Gard®	
in.	mm	lb.	kg	model #	list	model #	list	model #	list
14˝ x 36˝	356 x 914	12	5.4	GWB1436C	99	GWB1436V	101	GWB1436VG	101
14˝ x 48˝	356 x 1219	14	6.4	GWB1448C	110	GWB1448V	113	GWB1448VG	113
18˝ x 36˝	457 x 914	14	6.4	GWB1836C	105	GWB1836V	113	GWB1836VG	113
18˝ x 48˝	457 x 1219	17	7.7	GWB1848C	117	GWB1848V	128	GWB1848VG	128

100 Industrial Boulevard, Clayton, DE 19938-8903 U.S.A.
Phone: 800-441-8440 or 302-653-3000. Fax: 302-653-2065
http://www.eaglegrp.com

EAGLE GROUP
Profit from the Eagle Advantage®

Wine Shelves

Available as three options. Convert your existing shelving unit by adding our cradle wine shelf onto standard posts. **Freight class is 70.0**.

Cradle Wine Shelves – see spec sheet EG01.20

Each bottle is "cradled" by heavy gauge wire to avoid movement. Available in black or chrome-plated mild steel. Note: These shelves cannot be joined by "S" hooks.

width x length		weight		cu	capacity	chrome		black epoxy	
in.	mm	lb.	kg	ft	(750ml bottles)	model #	list	model #	list
14″ x 36″	356 x 914	7	3.2	1.0	9	W1436C	115	W1436BL	115
14″ x 48″	356 x 1219	9	4.1	1.3	12	W1448C	132	W1448BL	132



cradle wine shelves

Bulk Wine Shelf Units – see spec sheet EG01.24 NSF

Largest capacity offered in the industr y; bottles are stored in bulk. Each compartment is adjustable for bottle diameter and holds one dozen bottles per compartment. Bottles are retained with removable dividers, back panels and end panels. Panels are chrome plated mild steel. Height is 74″ (1880mm).

width x length		weight		cu	capacity	chrome		black	
in.	mm	lb.	kg	ft	(750ml bottles)	model #	list	model#	list
14″ x 36″	356 x 914	140	63.5	5	180	BW1436C	2055	BW1436BL	2055
14″ x 48″	356 x 1219	160	72.5	9	240	BW1448C	2630	BW1448BL	2630

Bulk Wine Shelf Units with Security Doors – see spec sheet EG01.24

width x length		weight		cu	capacity	chrome		black	
in.	mm	lb.	kg	ft	(750ml bottles)	model #	list	model#	list
14″ x 36″	356 x 914	183	83.0	5	180	BW1436C-SC	3116	BW1436BL-SC	3116
14″ x 48″	356 x 1219	205	93.0	9	240	BW1448C-SC	3671	BW1448BL-SC	3671

bulk wine shelf unit

Shelving Configuration for Wine Storage

Created with standard shelving by adding a series of rods, tabs and enclosure panels.

Rods & Tabs – see spec sheet EG01.03

Used to enclose backs or sides of shelving units to prevent contents from falling. Also used to partition shelving units by positioning rods interior to shelves. Model number indicates height. Each rod comes with four tabs. **Freight class is 70.0**.

chrome		stainless steel	
model #	list ea	model #	list ea
R54-C	28	R54-S	41
R63-C	30	R63-S	43
R74-C	35	R74-S	51

rod with tab in place

shelving configuration using rods & tabs for wine storage

Enclosure Panels – see spec sheet EG01.03 NSF

Helps secure shelf contents, enclosing the backs and sides of unit. A vailable in chrome or stainless steel. Includes four retaining clamps. Consult page 26 for panel requirements. **Freight class is 70.0**.

shelf width		panel width		post height		weight		cubic	chrome		stainless	
in.	mm	in.	mm	in.	mm	lb.	kg	feet	model #	list	model #	list
18″	457	14″	356	54″	1372	6	2.7	1.5	E1854-C	79	E1854-S	154
18″	457	14″	356	63″	1600	7	3.2	1.8	E1863-C	83	E1863-S	161
18″	457	14″	356	74″	1880	8	3.6	2.0	E1874-C	86	E1874-S	173
24″	610	20″	233	54″	1372	9	4.1	2.1	E2454-C	95	E2454-S	185
24″	610	20″	233	63″	1600	10	4.5	2.3	E2463-C	99	E2463-S	200
24″	610	20″	233	74″	1880	11	5.0	2.6	E2474-C	104	E2474-S	210



enclosure panel

Slanted Shelves — see spec sheet EG01.03

Adds visibility, allows easy access to shelf contents. Shipped knocked-down. **Freight class is 70.0**.

width x length		weight		cubic	EAGLEbrite®		chrome		EAGLEgard®	
in.	mm	lb.	kg	feet	model #	list	model #	list	model #	list
21″ x 36″	533 x 914	11	5.0	0.8	SL2136Z	81	SL2136C	89	SL2136E	106
21″ x 48″	533 x 1219	14	6.4	1.1	SL2148Z	106	SL2148C	116	SL2148E	140
21″ x 60″	533 x 1524	18	8.2	1.1	SL2160Z	113	SL2160C	125	SL2160E	162
24″ x 36″	610 x 914	13	5.9	0.8	SL2436Z	100	SL2436C	111	SL2436E	132
24″ x 48″	610 x 1219	16	7.3	1.2	SL2448Z	118	SL2448C	129	SL2448E	157
24″ x 60″	610 x 1524	21	9.5	1.5	SL2460Z	127	SL2460C	136	SL2460E	166

mobile unit with optional slanted shelves

CATALOG SECTION 1

patented QuadTruss® design
(Patent #5,390,803)

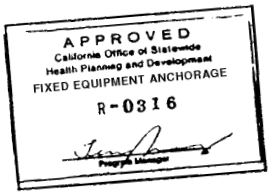

Note: OSHPD ongoing evaluation may affect Eagle Group's approve/pre-approve status. Consult factory.

Seismic Shelving — see spec sheet EG01.27

Shelves and posts sold separately.

Seismic Shelves

Approved by the California Office of Statewide Health Planning & Development. Designed to withstand earthquakes without labor-intensive sway braces. Strength is enhanced by 2 gauge top wire on each end. **Freight class is 70.0**.

weight x length		weight		cubic	EAGLEbrite®		chrome	
in.	mm	lb.	kg	feet	model #	list	model #	list
18″ x 24″	457 x 610	7	3.2	0.7	SA1824Z	77	SA1824C	86
18″ x 30″	457 x 762	9	4.1	0.7	SA1830Z	86	SA1830C	96
18″ x 36″	457 x 914	10	4.5	0.7	SA1836Z	92	SA1836C	100
18″ x 42″	457 x 1067	12	5.4	0.9	SA1842Z	100	SA1842C	111
18″ x 48″	457 x 1219	13	5.8	0.9	SA1848Z	110	SA1848C	120
18″ x 54″	457 x 1372	14	6.4	1.2	SA1854Z	125	SA1854C	136
18″ x 60″	457 x 1524	18	8.2	1.2	SA1860Z	126	SA1860C	139
21″ x 24″	533 x 610	8	3.6	0.7	SA2124Z	87	SA2124C	95
21″ x 30″	533 x 762	10	4.5	0.7	SA2130Z	95	SA2130C	106
21″ x 36″	533 x 914	12	5.4	0.8	SA2136Z	101	SA2136C	115
21″ x 42″	533 x 1067	13	5.8	1.1	SA2142Z	112	SA2142C	126
21″ x 48″	533 x 1219	15	6.8	1.1	SA2148Z	120	SA2148C	132
21″ x 54″	533 x 1372	17	7.7	1.3	SA2154Z	136	SA2154C	152
21″ x 60″	533 x 1524	19	8.6	1.3	SA2160Z	145	SA2160C	157
24″ x 24″	610 x 610	9	4.1	0.8	SA2424Z	95	SA2424C	104
24″ x 30″	610 x 762	12	5.4	0.8	SA2430Z	104	SA2430C	111
24″ x 36″	610 x 914	14	6.4	0.8	SA2436Z	106	SA2436C	119
24″ x 42″	610 x 1067	16	7.3	1.0	SA2442Z	119	SA2442C	132
24″ x 48″	610 x 1219	17	7.7	1.2	SA2448Z	126	SA2448C	144
24″ x 54″	610 x 1372	18	8.2	1.5	SA2454Z	145	SA2454C	161
24″ x 60″	610 x 1524	22	10.0	1.5	SA2460Z	155	SA2460C	170

Posts

Four staked posts required for each unit. Foot plates standard with each posts. Freight class is 50.0.

post height		weight		cubic	EAGLEbrite®		chrome	
in.	mm	lb.	kg	feet	model #	list	model #	list
54″	1372	3.0	1.4	0.003	SAP54-Z	32	SAP54-C	34
63″	1600	3.5	1.6	0.008	SAP63-Z	33	SAP63-C	39
72″	1829	4.0	1.8	0.014	SAP72-Z	34	SAP72-C	40



solid shelf

Solid Shelves — see spec sheet EG01.01 (NSF)

Available in heavy gauge stainless steel, galvanized steel coated with Valu-Master® pewter gray epoxy or Valu-Gard® green epoxy, or galvanized steel. Raised "V" edge on all sides and double hem bending provide quality and strength. All shelves feature aluminum castings. **Freight class is 70.0**.

width x length		weight		cu	galvanized		Valu-Master®		Valu-Gard®		stainless steel	
in.	mm	lb.	kg	ft	model #	list	model #	list	model #	list	model #	list
14″ x 24″	356 x 610	10	4.5	0.5	SS1424G	135	SS1424V	148	SS1424VG	148	SS1424S	236
14″ x 30″	356 x 762	12	5.5	0.5	SS1430G	138	SS1430V	152	SS1430VG	152	SS1430S	239
14″ x 36″	356 x 914	14	6.4	0.5	SS1436G	145	SS1436V	157	SS1436VG	157	SS1436S	241
14″ x 42″	356 x 1067	15	6.8	0.7	SS1442G	148	SS1442V	164	SS1442VG	164	SS1442S	288
14″ x 48″	356 x 1219	17	7.7	0.7	SS1448G	150	SS1448V	166	SS1448VG	166	SS1448S	293
14″ x 54″	356 x 1372	20	9.1	0.9	SS1454G	162	SS1454V	181	SS1454VG	181	SS1454S	303
14″ x 60″	356 x 1524	22	10.0	0.9	SS1460G	164	SS1460V	186	SS1460VG	186	SS1460S	350
14″ x 72″	356 x 1829	26	11.8	1.1	SS1472G	171	SS1472V	195	SS1472VG	195	SS1472S	364
18″ x 24″	457 x 610	11	5.0	0.7	SS1824G	135	SS1824V	152	SS1824VG	152	SS1824S	266
18″ x 30″	457 x 762	14	6.4	0.7	SS1830G	141	SS1830V	155	SS1830VG	155	SS1830S	270
18″ x 36″	457 x 914	16	7.3	0.7	SS1836G	141	SS1836V	161	SS1836VG	161	SS1836S	274
18″ x 42″	457 x 1067	18	8.2	0.9	SS1842G	152	SS1842V	168	SS1842VG	168	SS1842S	332
18″ x 48″	457 x 1219	20	9.1	0.9	SS1848G	155	SS1848V	168	SS1848VG	168	SS1848S	335
18″ x 54″	457 x 1372	22	10.0	1.2	SS1854G	167	SS1854V	186	SS1854VG	186	SS1854S	349
18″ x 60″	457 x 1524	24	10.9	1.2	SS1860G	169	SS1860V	189	SS1860VG	189	SS1860S	393
18″ x 72″	457 x 1829	28	12.7	1.3	SS1872G	178	SS1872V	202	SS1872VG	202	SS1872S	408
21″ x 24″	533 x 610	13	5.9	0.7	SS2124G	144	SS2124V	159	SS2124VG	159	SS2124S	297
21″ x 30″	533 x 762	15	6.8	0.7	SS2130G	148	SS2130V	164	SS2130VG	164	SS2130S	299
21″ x 36″	533 x 914	18	8.2	0.8	SS2136G	157	SS2136V	174	SS2136VG	174	SS2136S	302
21″ x 42″	533 x 1067	21	9.5	1.1	SS2142G	161	SS2142V	180	SS2142VG	180	SS2142S	380
21″ x 48″	533 x 1219	23	10.5	1.1	SS2148G	166	SS2148V	184	SS2148VG	184	SS2148S	383
21″ x 54″	533 x 1372	25	11.4	1.3	SS2154G	179	SS2154V	200	SS2154VG	200	SS2154S	397
21″ x 60″	533 x 1524	28	12.7	1.2	SS2160G	178	SS2160V	202	SS2160VG	202	SS2160S	445
21″ x 72″	533 x 1829	30	13.6	1.4	SS2172G	194	SS2172V	267	SS2172VG	267	SS2172S	454
24″ x 24″	610 x 610	15	6.8	0.8	SS2424G	146	SS2424V	161	SS2424VG	161	SS2424S	322
24″ x 30″	610 x 762	17	7.7	0.8	SS2430G	151	SS2430V	165	SS2430VG	165	SS2430S	325
24″ x 36″	610 x 914	19	8.6	0.8	SS2436G	159	SS2436V	176	SS2436VG	176	SS2436S	327
24″ x 42″	610 x 1067	23	10.5	1.0	SS2442G	165	SS2442V	184	SS2442VG	184	SS2442S	397
24″ x 48″	610 x 1219	24	10.9	1.2	SS2448G	170	SS2448V	188	SS2448VG	188	SS2448S	399
24″ x 54″	610 x 1372	27	12.3	1.5	SS2454G	184	SS2454V	204	SS2454VG	204	SS2454S	412
24″ x 60″	610 x 1524	31	14.1	1.5	SS2460G	188	SS2460V	211	SS2460VG	211	SS2460S	473
24″ x 72″	610 x 1829	33	15.0	1.6	SS2472G	199	SS2472V	228	SS2472VG	228	SS2472S	482

Weight Capacity:

800 lb. (363 kg) weight capacity for shelves up to 48″ (1219mm) long, evenly distributed static load. 600 lb. (272 kg) weight capacity for shelves 54″ through 72″ (1372 through 1829mm) long. Shelving units should not exceed 2400 lbs. (1089 kg) per set of four posts.



side view of solid shelf, showing raised "V" edge

Packaging:

24″ through 48″ (610 through 1219mm) lengths are packed four to a box.
54″ through 72″ (1372 through 1829mm) lengths are packed two to a box. All items can be shipped UPS.

100 Industrial Boulevard, Clayton, DE 19938-8903 U.S.A.
Phone: 800-441-8440 or 302-653-3000. Fax: 302-653-2065
http://www.eaglegrp.com

EAGLE GROUP
Profit from the Eagle Advantage®

AdjusTable® Work Surface Systems — see spec sheet EG10.09 NSF

Customize your work sur face configuration to meet your needs! Additional wire undershelves, solid stainless steel undershelves, chrome wire overshelves, or solid stainless steel overshelves make the possibilities almost unlimited. Available in 16/304 or 14/304 stainless steel. **Freight class is 70.0**.

Any AdjusTable® work surface system unit can be further expanded and customized by adding optional shelving accessories (see pages 20-24). Also, wire shelves with zinc or epoxy finishes (see page 9) or solid shelves (see page 18) can be used as undershelves or overshelves. Optional drawers available (see pages 104-105).

patented QuadTruss® design
(Patent #5,390,803)

basic unit

1-tier unit

2-tier unit

table size (W x L) in.	mm	cu ft	Basic Units weight lbs.	kg	16/304 model #	list	14/304 model #	list	1-tier Units weight lbs.	kg	16/304 model #	list	14/304 model #	list	2-tier Units weight lbs.	kg	16/304 model #	list	14/304 model #	list
24˝ x 36˝	610 x 914	4.5	65	29.5	T2436EBW	729	T2436EW	799	73	33.1	T2436EBW-1	907	T2436EW-1	977	81	36.7	T2436EBW-2	996	T2436EW-2	1066
24˝ x 48˝	610 x 1219	5.7	81	36.7	T2448EBW	792	T2448EW	918	91	41.3	T2448EBW-1	1017	T2448EW-1	1112	101	45.8	T2448EBW-2	1122	T2448EW-2	1218
24˝ x 60˝	610 x 1524	7.1	99	44.9	T2460EBW	927	T2460EW	1055	113	51.3	T2460EBW-1	1149	T2460EW-1	1257	127	57.6	T2460EBW-2	1263	T2460EW-2	1372
30˝ x 36˝	762 x 914	4.5	75	34.0	T3036EBW	808	T3036EW	905	83	37.6	T3036EBW-1	986	T3036EW-1	1087	91	41.3	T3036EBW-2	1073	T3036EW-2	1174
30˝ x 48˝	762 x 1219	5.7	94	42.6	T3048EBW	911	T3048EW	1039	104	47.2	T3048EBW-1	1107	T3048EW-1	1230	114	51.7	T3048EBW-2	1210	T3048EW-2	1340
30˝ x 60˝	762 x 1524	7.1	115	52.2	T3060EBW	1055	T3060EW	1201	129	58.5	T3060EBW-1	1257	T3060EW-1	1405	143	64.9	T3060EBW-2	1371	T3060EW-2	1521
			Consists of stainless steel table top/work surface, four 33˝ (838mm) chrome posts, and two chrome wire undershelves*						Consists of stainless steel table top/work sur - face, two 54˝ (1372mm) rear chrome posts, two 33˝ (838mm) front chrome posts, two 21˝ (533mm) front chrome posts for overshelf, one 14˝ (356mm)-wide chrome wire overshelf, and two chrome wire undershelves*						Consists of stainless steel table top/work surface, two 63˝ (1600mm) rear chrome posts, two 33˝ (838mm) front chrome posts, two 29˝ (737mm) front chrome posts for overshelves, two 14˝ (356mm)-wide chrome wire overshelves, and two chrome wire undershelves*			

*18˝ (457mm) wide undershelves used for 24˝ (610mm) wide tables; 24˝ (610mm) wide undershelves used for 30˝ (762mm) wide tables.

Options for AdjusTable® Work Surface System

Optional Keyboard Stations

20½˝ wide x 11½˝ deep (521 x 292mm).

weight lbs.	kg	cubic feet	Table Mount stainless steel model #	list	Wire Mount chrome model #	list	Wire Mount stainless steel model #	list
6.0	2.7	0.35	KBD-1/SS	313	KBD-2	196	KBD-2/SS	330

table mount keyboard station

wire mount keyboard station

Post Clamp for 1-tier and 2-tier Units

Attaches 3˝ x 3˝ (76 x 76mm) grid panel (see enclosure panels on page 26 and wall mats on page 37) onto AdjusT able® systems with overshelves. Chrome-plated collar with ¼-20 weld stud, chrome acorn nut and heavy gauge clamp.

model #	list each
A210098	16

post clamp

CATALOG SECTION 1

Shelving Components/Accessories

Dividers – see spec sheet EG01.03

These 8˝-high (203mm) dividers help keep shelf contents organized.

divider for solid shelving

…for Solid Shelving

length in.	length mm	cubic feet	weight lb.	weight kg	chrome model #	chrome list	stainless steel model #	stainless steel list
14˝	356	0.6	1.0	0.5	SSD14-C	27	SSD14-S	78
18˝	457	0.6	1.3	0.6	SSD18-C	32	SSD18-S	84
21˝	533	0.8	1.5	0.7	SSD21-C	37	SSD21-S	89
24˝	610	1.0	1.8	0.8	SSD24-C	44	SSD24-S	91
30˝	762	1.2	2.3	1.0	SSD30-C	54	SSD30-S	109
36˝	914	1.4	3.0	1.4	SSD36-C	64	SSD36-S	111



divider for wire shelving

…for Wire Shelving (NSF)

length in.	length mm	cubic feet	weight lb.	weight kg	chrome model #	chrome list	Valu-Master® model #	Valu-Master® list	Valu-Gard® model #	Valu-Gard® list	EAGLEgard® model #	EAGLEgard® list	stainless model #	stainless list
14˝	356	0.6	1.0	0.5	SD14-C	23	SD14-V	34	SD14-VG	34	SD14-E	40	SD14-S	55
18˝	457	0.6	1.0	0.5	SD18-C	31	SD18-V	40	SD18-VG	40	SD18-E	47	SD18-S	65
21˝	533	0.8	2.0	0.9	SD21-C	34	SD21-V	43	SD21-VG	43	SD21-E	49	SD21-S	73
24˝	610	1.0	2.0	0.9	SD24-C	37	SD24-V	50	SD24-VG	50	SD24-E	55	SD24-S	80
30˝	762	1.2	2.0	0.9	SD30-C	46	SD30-V	54	SD30-VG	54	- n/a -		SD30-S	100
36˝	914	1.4	3.0	1.4	SD36-C	58	SD36-V	55	SD36-VG	55	- n/a -		SD36-S	122

pizza box dividers

Pizza Box Divider

26˝ (660mm) height. Attaches onto 14˝ (356mm)-wide shelving.
Zinc finish. Sold individually.

width in.	width mm	cubic feet	weight lb.	weight kg	model #	list
28˝	711	1.5	5	2.3	PZD-Z	130

Ledges – see spec sheet EG01.03

Prevents contents from falling off unit. 1˝ and 4˝ (25 and 102mm)-high ledges available for solid and wire shelving.

4˝-high (102mm) ledge for wire shelving

…for Solid Shelving

			1˝-HIGH (25mm) LEDGES						4˝-HIGH (102mm) LEDGES					
length in.	length mm	cu ft	weight lb.	weight kg	chrome model #	chrome list	stainless steel model #	stainless steel list	weight lb.	weight kg	chrome model #	chrome list	stainless steel model #	stainless steel list
14˝	356	0.2	0.2	0.1	SL14-1C	17	SL14-1S	32	0.8	0.4	SL14-4C	28	SL14-4S	45
18˝	457	0.3	0.3	0.1	SL18-1C	18	SL18-1S	38	0.9	0.4	SL18-4C	31	SL18-4S	47
21˝	533	0.3	0.4	0.2	SL21-1C	21	SL21-1S	39	1.0	0.5	SL21-4C	32	SL21-4S	54
24˝	610	0.3	0.5	0.2	SL24-1C	26	SL24-1S	42	1.2	0.6	SL24-4C	32	SL24-4S	60
30˝	762	0.5	0.7	0.3	SL30-1C	27	SL30-1S	55	1.4	0.6	SL30-4C	41	SL30-4S	68
36˝	914	0.6	0.9	0.4	SL36-1C	29	SL36-1S	64	1.6	0.7	SL36-4C	48	SL36-4S	84
42˝	1067	0.6	1.1	0.5	SL42-1C	35	SL42-1S	70	1.8	0.8	SL42-4C	51	SL42-4S	93
48˝	1092	0.7	1.3	0.6	SL48-1C	37	SL48-1S	71	2.0	0.9	SL48-4C	59	SL48-4S	104
54˝	1372	0.8	1.5	0.7	SL54-1C	38	SL54-1S	82	2.2	1.0	SL54-4C	61	SL54-4S	116
60˝	1524	0.8	1.7	0.8	SL60-1C	41	SL60-1S	92	2.4	1.1	SL60-4C	62	SL60-4S	121
72˝	1829	1.0	2.1	1.0	SL72-1C	46	SL72-1S	100	2.6	1.2	SL72-4C	73	SL72-4S	133

…for Wire Shelving

			1˝-HIGH (25mm) LEDGES										4˝-HIGH (102mm) LEDGES									
length in.	length mm	cu ft	weight lb.	weight kg	chrome model #	chrome list	Valu-Master® model #	Valu-Master® list	Valu-Gard® model #	Valu-Gard® list	stainless model #	stainless list	weight lb.	weight kg	chrome model #	chrome list	Valu-Master® model #	Valu-Master® list	Valu-Gard® model #	Valu-Gard® list	EAGLEgard® model #	EAGLEgard® list	stainless model #	stainless list
14˝	356	0.2	0.2	0.1	L14-1C	15	L14-1V	14	L14-1VG	14	L14-1S	23	0.8	0.4	L14-4C	18	L14-4V	21	L14-4VG	21	L14-4E	23	L14-4S	38
18˝	457	0.3	0.3	0.1	L18-1C	16	L18-1V	15	L18-1VG	15	L18-1S	24	0.9	0.4	L18-4C	21	L18-4V	23	L18-4VG	23	L18-4E	25	L18-4S	41
21˝	533	0.3	0.4	0.2	L21-1C	18	L21-1V	16	L21-1VG	16	L21-1S	26	1.0	0.5	L21-4C	22	L21-4V	24	L21-4VG	24	L21-4E	26	L21-4S	50
24˝	610	0.3	0.5	0.2	L24-1C	21	L24-1V	17	L24-1VG	17	L24-1S	28	1.2	0.6	L24-4C	24	L24-4V	26	L24-4VG	26	L24-4E	28	L24-4S	54
30˝	762	0.5	0.7	0.3	L30-1C	22	L30-1V	18	L30-1VG	18	L30-1S	39	1.4	0.6	L30-4C	29	L30-4V	29	L30-4VG	29	L30-4E	34	L30-4S	65
36˝	914	0.6	0.9	0.4	L36-1C	24	L36-1V	26	L36-1VG	26	L36-1S	43	1.6	0.7	L36-4C	34	L36-4V	36	L36-4VG	36	L36-4E	37	L36-4S	76
42˝	1067	0.6	1.1	0.5	L42-1C	27	L42-1V	28	L42-1VG	28	L42-1S	49	1.8	0.8	L42-4C	37	L42-4V	43	L42-4VG	43	L42-4E	45	L42-4S	86
48˝	1092	0.7	1.3	0.6	L48-1C	28	L48-1V	29	L48-1VG	29	L48-1S	50	2.0	0.9	L48-4C	40	L48-4V	45	L48-4VG	45	L48-4E	46	L48-4S	97
54˝	1372	0.8	1.5	0.7	L54-1C	29	L54-1V	30	L54-1VG	30	L54-1S	57	2.2	1.0	L54-4C	41	L54-4V	48	L54-4VG	48	L54-4E	49	L54-4S	110
60˝	1524	0.8	1.7	0.8	L60-1C	32	L60-1V	32	L60-1VG	32	L60-1S	63	2.4	1.1	L60-4C	44	L60-4V	51	L60-4VG	51	L60-4E	52	L60-4S	111
72˝	1829	1.0	2.1	1.0	L72-1C	37	L72-1V	33	L72-1VG	33	L72-1S	67	2.6	1.2	L72-4C	52	L72-4V	53	L72-4VG	53	L72-4E	59	L72-4S	139

100 Industrial Boulevard, Clayton, DE 19938-8903 U.S.A.
Phone: 800-441-8440 or 302-653-3000. Fax: 302-653-2065
http://www.eaglegrp.com

EAGLE GROUP
Profit from the Eagle Advantage®

Shelving Components/Accessories

Post Extension Components – see spec sheet EG01.03

Screw posts together with double-threaded bolt and extra foot casting.

item	model #	list
double-threaded bolt	A200868	3
wall bracket	B201023	13
casting	A207351	7
Post Extension Kit	4PEK	77

Note: DO NOT attempt to use any higher combinations than P54 and P86 maximum, 140″ (3556mm) total. Any combinations higher than 86″ (2184mm) must be attached to walls using wall bracket on post adjacent to wall. Place units only against wall, not in center of room.

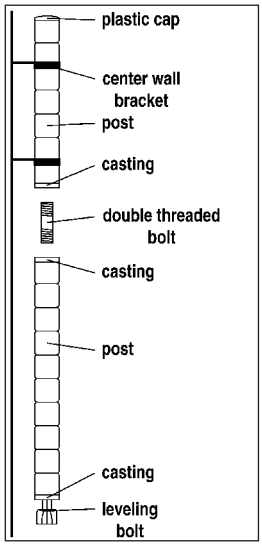

post extension assembly

Plastic Shelf Markers – see spec sheet EG01.03

Snaps onto shelf edge. Provides easy identification of shelf contents or section. Holds 1″ to 1¼″ (25 to 32mm)-high labels. Available in gray, black, or clear.

length		fits shelf size		gray		black		clear	
in.	mm	in.	mm	model #	list	model #	list	model #	list
3″	76	all	all	A204331*	3	A206216*	3	A208746	3
13″	330	18″	457	A206196	7	A206217	7	A208747	7
19″	483	24″	610	A206197	8	A206218	8	A208749	8
25″	635	30″	762	A206198	9	A206219	9	A208750	9
31″	787	36″	914	A206199	11	A206220	10	A208751	11
43″	1092	48″	1219	A206200	14	A206221	13	A208752	14
45″	1143	48″	1219	A212494	15	n/a		A217621	15
55″	1397	60″	1524	A206201	16	A206222	15	A214700	16
67″	1702	72″	1829	n/a		n/a		A222144	19

* Actual length: 3¼″ (83mm)

black plastic shelf marker

Collar Plug – see spec sheet EG01.03

Fills shelf corner openings where posts have been eliminated by use of "S" hooks. Packed four per bag.

model #	list
COLLAR PLUG (set of four)	5

collar plug

Post Cap – see spec sheet EG01.03

Fills post end openings at top of shelving unit.

model #	list each
POST CAP	2

post cap

Post Clamp – see spec sheet EG01.03

Provides maximum strength when shelving units are connected by clamping posts securely together.

model #	list each
POST CLAMP	10

post clamp

Plastic Split Sleeves – see spec sheet EG01.03

Four included with each shelf. Packed four per bag.

model #	list
PLASTIC SPLIT SLEEVES (set of four)	5

plastic split sleeve

Plastic Conductive Split Sleeves

Packed four per bag.

model #	list
A219236	8

Aluminum Split Sleeves – see spec sheet EG01.03

For conductive, over-the-road or high-temperature installations. Set of four.

with zinc rings		with stainless rings	
model #	list	model #	list
A208909	14	A208908	26

aluminum split sleeves and ring

CATALOG SECTION 1

Shelving Components/Accessories


rod with tab in place

Rods & Tabs – see spec sheet EG01.03

Used to enclose backs or sides of shelving units to prevent contents from falling. Also used to partition shelving units by positioning rods interior to shelves. Model number indicates height. Each rod comes with four tabs.

chrome		stainless steel	
model #	list ea	model #	list ea
R54-C	28	R54-S	41
R63-C	30	R63-S	43
R74-C	35	R74-S	51
R86-C	39	R86-S	55

"S" hook

"S" Hooks – see spec sheet EG01.03

Join individual shelving units in a number of combinations using "S" hooks. Joins end-to-end, back-to-back, or at right angles. T wo "S" hooks required for each connection.

model #	list each
A200012	3

retaining clamp

Retaining Clamp – see spec sheet EG01.03

Chrome-plated. For use with enclosure panels (page 26). Each enclosure panel includes a quantity of four.

model #	list each
RETAINING CLAMP	4

joining clamp

Solid Shelf Joining Clamp – see spec sheet EG01.03

Use these, and two additional posts, to create various shelving add-on configurations. Joins shelves end-to-end, back-to-back, or at right angles. T wo required per shelf.

model #	list per pair
A203078	24

Casting – see spec sheet EG01.03

Stabilizes leveling foot.

model #	list each
A203568	2

Leveling Foot – see spec sheet EG01.03

Use these to accommodate for uneven floors.

model #	list each
LEVELING FOOT	2

glide

Glides – see spec sheet EG01.03

Fits under leveling bolt to protect floors from abrasion.

model #	list each
GLIDES	3

triangular foot plate

square foot plate

Foot Plates – see spec sheet EG01.03

These allow unit to be bolted to the floor. Can be used without bolts when a wider foot is desired for more stability .

Triangular Foot Plates						Square Foot Plates			
chrome		black epoxy		stainless steel		chrome		stainless steel	
model #	list each	model #	list each	model #	list each	model #	list each	model #	list each
FOOT PLATE	11	FOOT PLATE-BL	11	FOOT PLATE-S	23	A207199	17	A208627	28

100 Industrial Boulevard, Clayton, DE 19938-8903 U.S.A.
Phone: 800-441-8440 or 302-653-3000. Fax: 302-653-2065
http://www.eaglegrp.com

EAGLE GROUP
Profit from the Eagle Advantage®

Shelving Components/Accessories

Slide Systems – see spec sheet EG01.03

A clever way to improve space efficiency . Easily attaches without the use of tools. Load capacity up to 35 lbs. (15.9 kg).

fits shelf	adaptable boxes	width x length x depth	weight lbs.	weight kg	cubic feet	model #	list
24″ (610mm)	TB1022-3, TB1022-6	14″ x 21⅝″ x 10¼″ (356 x 683 x 260mm)	5.0	2.3	2.0	TS1421	115
24″ (610mm)	TB1722-3, TB1722-6, TB1722-9	20″ x 21⅝″ x 10¼″ (508 x 683 x 260mm)	4.7	2.1	3.8	TS2021	120
21″ (533mm)	TB1016-3, TB1016-6	14″ x 17⅛″ x 10¼″ (356 x 543 x 260mm)	3.5	1.6	1.8	TS1417	114
21″ (533mm)	TB1722-3*, TB1722-6*, TB1722-9*	25⅛″ x 17⅛″ x 10¼″ (797 x 543 x 260mm)	4.0	1.8	4.0	TS2517	112

* Fits TS2517 sideways

slide system with tote boxes

Tote Boxes for Slide Systems

Injection molded for uniformed wall thickness ensures impact resistance and durability. Also available in molded fiberglass (see bottom of this page).

fits slide system	width x length x depth inches	width x length x depth mm	weight lbs.	weight kg	cubic feet	model #	list
TS1417	10⅞″ x 16⅜″ x 3″	276 x 415 x 76	1.0	0.5	0.4	TB1016-3	28
TS1417	10⅞″ x 16⅜″ x 6″	276 x 415 x 152	1.5	0.7	0.8	TB1016-6	29
TS1421, TS2517	10⅞″ x 22⅜″ x 3″	276 x 568 x 76	1.5	0.7	0.6	TB1022-3	31
TS1421, TS2517	10⅞″ x 22⅜″ x 6″	276 x 568 x 152	2.0	0.9	1.1	TB1022-6	38
TS2021, TS2517	17½″ x 22⅜″ x 3″	444 x 568 x 76	2.3	1.0	0.8	TB1722-3 *	52
TS2021, TS2517	17½″ x 22⅜″ x 6″	444 x 568 x 152	3.5	1.6	1.5	TB1722-6 *	60
TS2021, TS2517	17½″ x 22⅜″ x 8″	444 x 568 x 203	4.0	1.8	3.0	TB1722-9 *	70

* Fits TS2517 sideways

tote box

Tote Box Accessories

	Long Divider			Short Divider			Cover	
fits tote box	model #	list	max. # accepted	model #	list	max. # accepted	model #	list
TB1016-3	A217766	4	7	A217760	6	11	A217765	34
TB1016-6	A203841	4	7	A203843	6	11	A217765	34
TB1022-3	A203838	7	7	A203839	6	15	A203874	40
TB1022-6	A217759	5	7	A217791	6	15	A203874	40
TB1722-3	A217763	7	11	A217764	5	15	A217638	45
TB1722-6	A203842	5	11	A203844	6	15	A217762	45
TB1722-9	A203845	5	11	A203846	6	15	A217762	45

card holder

Snap-On Card Holder

For 6″ (152mm)-deep and 9″ (229mm)-deep tote boxes.

holds card in.	holds card mm	card holder size in.	card holder size mm	add suffix	list
3½″ x 7½″	89 x 191	4½″ x 7¾″	114 x 197	CH	6

Molded Fiberglass Boxes and Trays

Boxes are stackable for maximum storage efficiency . Made of thermoset polyester composite material. Flame and chemical resistant.

description	inside length x width in.	inside length x width mm	outside length x width in.	outside length x width mm	depth in.	depth mm	cubic feet	model #	list
tray	24⅜″ x 17″	619 x 432	24⅞″ x 18″	632 x 457	1⅛″	29	0.1	A208505	64
stacking box	24⅜″ x 17″	619 x 432	24⅞″ x 18″	632 x 457	3″	76	0.6	A208506	86
stacking box	24⅜″ x 17″	619 x 432	24⅞″ x 18″	632 x 457	4½″	114	1.0	A208507	78
stacking box	24⅜″ x 17″	619 x 432	24⅞″ x 18″	632 x 457	6″	152	1.3	A208508	75
lid	24⅜″ x 17″	619 x 432	24⅞″ x 18″	632 x 457	—	—	—	A208513 *	45

*Model #A208513 lid fits models A208506, A208507, and A208508 stacking boxes.

assorted molded fiberglass boxes and trays

CATALOG SECTION 1

Shelving Components/Accessories



tray slides

Tray Slides – see spec sheet EG01.03 NSF

These slides help maximize your use of space. Available in chrome or EAGLEgard®. 1½″ (38mm) spacing. Sold as a set. 18″ or 24″ (457 or 610mm)-wide applications. Can be used with tote boxes on page 23 and with sheet pans on page 251.

width x height in.	mm	weight lbs.	kg	cubic feet	chrome model #	list	EAGLEgard® model #	list
17⅛″ x 22¾″	435 x 578	9	4.1	2.3	TS18-C	88	TS18-E	118
23⅛″ x 22¾″	587 x 578	11	5.0	3.0	TS24-C	94	TS24-E	122

adjustable undershelf slides with tote box

Adjustable Undershelf Slides – see spec sheet EG01.03

Stainless steel. Accommodates any tote box side-to-side dimension. Sold as a set.

description	weight lbs.	kg	model #	list
slides for 18″ (457mm) wide shelf	3	1.4	US18-S	70
slides for 21″ (533mm) wide shelf	3	1.4	US21-S	84
slides for 24″ (610mm) wide shelf	3	1.4	US24-S	90
slides for 30″ (762mm) wide shelf	4	1.8	US30-S	101
NEW slides with side-to-side mount, for 24″ (610mm) wide shelf	3	1.4	USS24-S	119
NEW slides with side-to-side mount, for 30″ (762mm) wide shelf	4	1.8	USS30-S	143

Tote Boxes for Adjustable Undershelf Slides

width x length x depth in.	mm	weight lbs.	kg	cubic feet	model #	list
17½″ x 22⅜″ x 3″	446 x 568 x 76	2	0.9	0.8	TB1722-3	52
17½″ x 22⅜″ x 6″	446 x 568 x 152	3	1.4	1.4	TB1722-6	60
17½″ x 22⅜″ x 8″	446 x 568 x 203	4	1.8	2.3	TB1722-9	70

one-piece slide with tote box

One-Piece Slides – see spec sheet EG01.03

Helps prevent shelf clutter. Easily attaches to shelf.

description	weight lbs.	kg	cubic feet	model #	list
slides for 18″ (457mm) wide shelf	6	2.7	0.4	OUS18	89
slides for 21″ (533mm) wide shelf	8	3.6	0.6	OUS21	90
slides for 24″ (610mm) wide shelf	9	4.1	0.8	OUS24	92

Tote Box for One-Piece Slides

width x length x depth in.	mm	weight lbs.	kg	cubic feet	model #	list
17½″ x 22⅜″ x 6″	446 x 568 x 152	3.5	1.6	1.5	TB1722-6	60

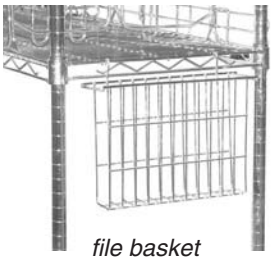

file basket

File Basket – see spec sheet EG01.03

Ideal for organizing standard-sized file folders. Chrome-plated. Fits all widths.

width x length x height in.	mm	weight lbs.	kg	cubic feet	model #	list
2⅝″ x 12¾″ x 8¾″	67 x 324 x 222	2	0.9	0.3	A216649	14

storage baskets

Storage Baskets – see spec sheet EG01.03

Chrome-plated. Easily attaches to hanger rail or side of wire shelf.

width x length x height in.	mm	weight lbs.	kg	cubic feet	model #	list
13⅜″ x 5″ x 7″	340 x 127 x 178	9	4.1	0.4	A216650	17
17⅜″ x 7½″ x 5″	441 x 191 x 127	7	3.2	0.6	A216651	19
17⅜″ x 7½″ x 10″	441 x 191 x 254	11	5.0	1.0	A216652	23

100 Industrial Boulevard, Clayton, DE 19938-8903 U.S.A.
Phone: 800-441-8440 or 302-653-3000. Fax: 302-653-2065
http://www.eaglegrp.com

EAGLE GROUP
Profit from the Eagle Advantage®

Shelving Components/Accessories

3-Sided Frames

Improves support and stability.

3-Sided Double Truss Frames

width x length		weight		cu	chrome		EAGLEgard®		stainless steel	
in.	mm	lbs.	kg	ft	model #	list	model #	list	model #	list
18″ x 24″	457 x 610	5	2.2	0.7	DTF1824-C	79	DTF1824-E	94	DTF1824-S	204
18″ x 30″	457 x 762	6	2.7	0.7	DTF1830-C	81	DTF1830-E	99	DTF1830-S	213
18″ x 36″	457 x 914	6	2.7	0.7	DTF1836-C	84	DTF1836-E	100	DTF1836-S	217
18″ x 42″	457 x 1067	7	3.2	0.8	DTF1842-C	86	DTF1842-E	102	DTF1842-S	220
18″ x 48″	457 x 1219	7	3.2	0.8	DTF1848-C	87	DTF1848-E	104	DTF1848-S	226
18″ x 60″	457 x 1524	8	3.6	1.0	DTF1860-C	98	DTF1860-E	118	DTF1860-S	260
18″ x 72″	457 x 1829	9	4.1	1.4	DTF1872-C	109	DTF1872-E	132	DTF1872-S	287
21″ x 24″	533 x 610	5	2.2	0.8	DTF2124-C	80	DTF2124-E	96	DTF2124-S	207
21″ x 30″	533 x 762	6	2.7	0.8	DTF2130-C	84	DTF2130-E	100	DTF2130-S	213
21″ x 36″	533 x 914	6	2.7	0.8	DTF2136-C	86	DTF2136-E	102	DTF2136-S	216
21″ x 42″	533 x 1067	7	3.2	0.9	DTF2142-C	88	DTF2142-E	106	DTF2142-S	227
21″ x 48″	533 x 1219	8	3.6	0.9	DTF2148-C	89	DTF2148-E	107	DTF2148-S	229
21″ x 60″	533 x 1524	8	3.6	1.1	DTF2160-C	105	DTF2160-E	127	DTF2160-S	267
21″ x 72″	533 x 1829	10	4.5	1.4	DTF2172-C	146	DTF2172-E	177	DTF2172-S	295
24″ x 24″	610 x 610	6	2.7	1.5	DTF2424-C	84	DTF2424-E	100	DTF2424-S	213
24″ x 30″	610 x 762	7	3.2	1.5	DTF2430-C	86	DTF2430-E	102	DTF2430-S	218
24″ x 36″	610 x 914	7	3.2	1.5	DTF2436-C	88	DTF2436-E	106	DTF2436-S	226
24″ x 42″	610 x 1067	8	3.6	2.0	DTF2442-C	89	DTF2442-E	107	DTF2442-S	234
24″ x 48″	610 x 1219	9	4.1	2.5	DTF2448-C	91	DTF2448-E	109	DTF2448-S	237
24″ x 60″	610 x 1524	10	4.5	2.5	DTF2460-C	109	DTF2460-E	132	DTF2460-S	275
24″ x 72″	610 x 1829	11	5.0	2.7	DTF2472-C	153	DTF2472-E	184	DTF2472-S	303
30″ x 36″	762 x 914	7	3.2	2.0	DTF3036-C	94	DTF3036-E	112	DTF3036-S	275
30″ x 48″	762 x 1219	9	4.1	2.5	DTF3048-C	97	DTF3048-E	118	DTF3048-S	287
30″ x 60″	762 x 1524	10	4.5	2.5	DTF3060-C	101	DTF3060-E	140	DTF3060-S	330
30″ x 72″	762 x 1829	11	5.0	2.7	DTF3072-C	140	DTF3072-E	197	DTF3072-S	364
36″ x 36″	914 x 914	7	3.2	2.5	DTF3636-C	101	DTF3636-E	123	DTF3636-S	283
36″ x 48″	914 x 1219	9	4.1	2.7	DTF3648-C	105	DTF3648-E	127	DTF3648-S	293
36″ x 60″	914 x 1524	10	4.5	2.7	n/a		DTF3660-E	152	DTF3660-S	335
36″ x 72″	914 x 1829	11	5.0	3.0	n/a		DTF3672-E	212	DTF3672-S	372

3-sided double truss frame

3-Sided Channel Frames

width x length		weight		cu	chrome		EAGLEgard®		stainless steel	
in.	mm	lbs.	kg	ft	model #	list	model #	list	model #	list
18″ x 24″	457 x 610	5	2.2	0.7	CF1824-C	73	CF1824-E	86	CF1824-S	192
18″ x 30″	457 x 762	6	2.7	0.7	CF1830-C	75	CF1830-E	91	CF1830-S	213
18″ x 36″	457 x 914	6	2.7	0.7	CF1836-C	76	CF1836-E	92	CF1836-S	217
18″ x 42″	457 x 1067	7	3.2	0.8	CF1842-C	78	CF1842-E	94	CF1842-S	221
18″ x 48″	457 x 1219	7	3.2	0.8	CF1848-C	79	CF1848-E	95	CF1848-S	225
18″ x 60″	457 x 1524	8	3.6	1.0	CF1860-C	90	CF1860-E	108	CF1860-S	260
18″ x 72″	457 x 1829	9	4.1	1.4	CF1872-C	100	CF1872-E	122	CF1872-S	286
21″ x 24″	533 x 610	5	2.2	0.8	CF2124-C	74	CF2124-E	88	CF2124-S	205
21″ x 30″	533 x 762	6	2.7	0.8	CF2130-C	76	CF2130-E	92	CF2130-S	213
21″ x 36″	533 x 914	6	2.7	0.8	CF2136-C	78	CF2136-E	94	CF2136-S	216
21″ x 42″	533 x 1067	7	3.2	0.9	CF2142-C	80	CF2142-E	97	CF2142-S	226
21″ x 48″	533 x 1219	8	3.6	0.9	CF2148-C	81	CF2148-E	98	CF2148-S	228
21″ x 60″	533 x 1524	8	3.6	1.1	CF2160-C	96	CF2160-E	116	CF2160-S	268
21″ x 72″	533 x 1829	10	4.5	1.4	CF2172-C	134	CF2172-E	163	CF2172-S	296
24″ x 24″	610 x 610	6	2.7	1.5	CF2424-C	76	CF2424-E	92	CF2424-S	213
24″ x 30″	610 x 762	7	3.2	1.5	CF2430-C	78	CF2430-E	94	CF2430-S	220
24″ x 36″	610 x 914	7	3.2	1.5	CF2436-C	80	CF2436-E	97	CF2436-S	225
24″ x 42″	610 x 1067	8	3.6	2.0	CF2442-C	81	CF2442-E	98	CF2442-S	234
24″ x 48″	610 x 1219	9	4.1	2.5	CF2448-C	84	CF2448-E	100	CF2448-S	237
24″ x 60″	610 x 1524	10	4.5	2.5	CF2460-C	100	CF2460-E	122	CF2460-S	274
24″ x 72″	610 x 1829	11	5.0	2.7	CF2472-C	140	CF2472-E	169	CF2472-S	303
30″ x 36″	762 x 914	7	3.2	2.0	CF3036-C	86	CF3036-E	104	CF3036-S	274
30″ x 48″	762 x 1219	9	4.1	2.5	CF3048-C	89	CF3048-E	108	CF3048-S	286
30″ x 60″	762 x 1524	10	4.5	2.5	CF3060-C	93	CF3060-E	129	CF3060-S	330
30″ x 72″	762 x 1829	11	5.0	2.7	CF3072-C	129	CF3072-E	180	CF3072-S	364
36″ x 36″	914 x 914	7	3.2	2.5	CF3636-C	93	CF3636-E	113	CF3636-S	283
36″ x 48″	914 x 1219	9	4.1	2.7	CF3648-C	96	CF3648-E	116	CF3648-S	295
36″ x 60″	914 x 1524	10	4.5	2.7	n/a		CF3660-E	139	CF3660-S	335
36″ x 72″	914 x 1829	11	5.0	3.0	n/a		CF3672-E	195	CF3672-S	373

3-sided channel frame

CATALOG SECTION 1

Shelving Components/Accessories



enclosure panel

Enclosure Panels – see spec sheet EG01.03 NSF

Helps secure shelf contents, enclosing the backs and sides of unit. Available in chrome or stainless steel. Includes four retaining clamps.

shelf width in.	shelf width mm	panel width in.	panel width mm	post height in.	post height mm	weight lb.	weight kg	cubic feet	chrome model #	chrome list	stainless model #	stainless list
18″	457	14″	356	54″	1372	6	2.7	1.5	E1854-C	79	E1854-S	154
18″	457	14″	356	63″	1600	7	3.2	1.8	E1863-C	83	E1863-S	161
18″	457	14″	356	74″	1880	8	3.6	2.0	E1874-C	86	E1874-S	173
18″	457	14″	356	86″	2184	9	9.4	2.3	E1886-C	135	E1886-S	190
24″	610	20″	233	54″	1372	9	4.1	2.1	E2454-C	95	E2454-S	185
24″	610	20″	233	63″	1600	10	4.5	2.3	E2463-C	99	E2463-S	200
24″	610	20″	233	74″	1880	11	5.0	2.6	E2474-C	104	E2474-S	210
24″	610	20″	233	86″	2184	12	5.4	2.8	E2486-C	151	E2486-S	228

Consult these tables for panel requirements:

Back Panels

shelf length in.	shelf length mm	54″(1372mm) post ht. —panel(s) required	63″(1600mm) post ht. —panel(s) required	74″(1880mm) post ht. —panel(s) required	86″(2184mm) post ht. —panel(s) required
30″	762	(1) E2454	(1) E2463	(1) E2474	(1) E2486
36″	914	(2) E1854	(2) E1863	(2) E1874	(2) E1886
42″	1067	(1) E1854 (1) E2454	(1) E1863 (1) E2463	(1) E1874 (1) E2474	(1) E1886 (1) E2486
48″	1092	(2) E2454	(2) E2463	(2) E2474	(2) E2486
54″	1372	(2) E1854 (1) E2454	(2) E1863 (1) E2463	(2) E1874 (1) E2474	(2) E1886 (1) E2486
60″	1524	(2) E2454 (1) E1854	(2) E2463 (1) E1863	(2) E2474 (1) E1874	(2) E2486 (1) E1886
72″	1829	(3) E2454	(3) E2463	(3) E2474	(3) E2486

End Panels

shelf width in.	shelf width mm	54″(1372mm) post ht. —panel(s) required	63″(1600mm) post ht. —panel(s) required	74″(1880mm) post ht. —panel(s) required	86″(2184mm) post ht. —panel(s) required
18″	457	(1) E1854	(1) E1863	(1) E1874	(1) E1886
21″	533	(1) E1854	(1) E1863	(1) E1874	(1) E1886
24″	610	(1) E2454	(1) E2463	(1) E2474	(1) E2486
30″	762	(1) E2454	(1) E2463	(1) E2474	(1) E2486
36″	914	(2) E1854	(2) E1863	(2) E1874	(1) E1886

wire can rack

Wire Can Rack – see spec sheets EG01.03 and EG01.15

Fits on 24″ (610mm)-wide shelves. Rack is front loading, front dispensing, gravity feed, and is made of chrome-plated mild steel and heavy gauge wire. Wire can rack systems can be located on page 15.

description	weight lbs.	weight kg	cu ft	capacity #5 cans	capacity #10 cans	model #	list
wire can rack	7	3.2	1.8	12	8	CRC	110

push handle



extended push handle



utility cart handle

Handles for Caster Carts – see spec sheet EG01.03 NSF

Available in chrome or stainless steel. Fits unit widths only .

				Push Handles (Easily slips over posts.)					Extended Push Handles (Designed to prevent damage to knuckles.)			
width in.	width mm	weight lbs.	weight kg	cubic feet	chrome model #	chrome list	stainless steel model #	stainless steel list	cubic feet	chrome model #	chrome list	stainless steel model #	stainless steel list
14″	356	1.7	0.8	0.1	PH14-C	51	PH14-S	70	0.2	EH14-C	91	EH14-S	109
18″	457	1.9	0.9	0.1	PH18-C	52	PH18-S	79	0.3	EH18-C	94	EH18-S	121
21″	533	2.1	1.0	0.1	PH21-C	53	PH21-S	88	0.3	EH21-C	95	EH21-S	127
24″	610	2.3	1.1	0.2	PH24-C	53	PH24-S	95	0.4	EH24-C	96	EH24-S	136
30″	762	2.6	1.2	0.3	PH30-C	54	PH30-S	122	0.5	EH30-C	98	EH30-S	160
36″	914	3.0	1.4	0.3	PH36-C	55	PH36-S	135	0.5	EH36-C	99	EH36-S	174

Handles for Utility Carts – see spec sheet EG01.03 NSF

Available in chrome or stainless steel. 33⅜″ (848mm) height (without cart casters).

width in.	width mm	weight lbs.	weight kg	cubic feet	chrome model #	chrome list	stainless steel model #	stainless steel list
18″	457	4.0	1.8	0.9	UH18-C	51	UH18-S	102
21″	533	4.2	1.9	0.9	UH21-C	61	UH21-S	103
24″	610	4.5	2.1	0.9	UH24-C	65	UH24-S	105

100 Industrial Boulevard, Clayton, DE 19938-8903 U.S.A.
Phone: 800-441-8440 or 302-653-3000. Fax: 302-653-2065
http://www.eaglegrp.com

EAGLE GROUP
Profit from the Eagle Advantage®

Triangle Shelf

Chrome finish. When attached to standard posts (sold separately—see page 9), can be a freestanding unit, or added onto standard 18″ (457mm)-wide wire shelving (page 9) via "S" hooks.

NEW IN 2008

width in.	width mm	weight lbs.	weight kg	model #	list
18″	457	16	7.3	TR18C	58

triangle shelf

Stem Caster Carts – see spec sheet EG01.07 NSF

patented QuadTruss® design (Patent #5,390,803)

These sturdy , mobile 4-shelf carts, available in EAGLEbrite® zinc or chrome, consist of four 63″ (1600mm) posts, four shelves, plastic split sleeves, donut bumpers and indicated 5″ x 1¼″ (127 x 32mm) casters. Fast assembly without the use of tools. Shipped knocked-down. **Freight class is 70.0**.

shelf width x length inches	mm	weight lbs.	kg	cu ft	caster type	wheel tread	EAGLEbrite® model #	list	chrome model #	list
18″ x 36″	457 x 914	58	26.3	2.6	swivel	resilient	CC1836Z-S	538	CC1836C-S	551
					swivel	poly	CC1836Z-SP	585	CC1836C-SP	599
					swivel/brake	resilient	CC1836Z-SB	547	CC1836C-SB	560
					swivel/brake	poly	CC1836Z-SBP	594	CC1836C-SBP	608
					swivel/rigid	resilient	CC1836Z-SR	582	CC1836C-SR	596
					swivel/rigid	poly	CC1836Z-SRP	636	CC1836C-SRP	649
18″ x 48″	457 x 1219	70	31.7	3.5	swivel	resilient	CC1848Z-S	593	CC1848C-S	624
					swivel	poly	CC1848Z-SP	641	CC1848C-SP	672
					swivel/brake	resilient	CC1848Z-SB	603	CC1848C-SB	635
					swivel/brake	poly	CC1848Z-SBP	650	CC1848C-SBP	682
					swivel/rigid	resilient	CC1848Z-SR	638	CC1848C-SR	668
					swivel/rigid	poly	CC1848Z-SRP	691	CC1848C-SRP	721
18″ x 60″	457 x 1524	86	39.0	4.4	swivel	resilient	CC1860Z-S	707	CC1860C-S	726
					swivel	poly	CC1860Z-SP	754	CC1860C-SP	773
					swivel/brake	resilient	CC1860Z-SB	716	CC1860C-SB	736
					swivel/brake	poly	CC1860Z-SBP	763	CC1860C-SBP	783
					swivel/rigid	resilient	CC1860Z-SR	751	CC1860C-SR	769
					swivel/rigid	poly	CC1860Z-SRP	804	CC1860C-SRP	822
21″ x 36″	533 x 914	67	30.4	3.0	swivel	resilient	CC2136Z-S	596	CC2136C-S	614
					swivel	poly	CC2136Z-SP	609	CC2136C-SP	661
					swivel/brake	resilient	CC2136Z-SB	605	CC2136C-SB	623
					swivel/brake	poly	CC2136Z-SBP	652	CC2136C-SBP	671
					swivel/rigid	resilient	CC2136Z-SR	642	CC2136C-SR	660
					swivel/rigid	poly	CC2136Z-SRP	695	CC2136C-SRP	714
21″ x 48″	533 x 1219	79	35.8	4.0	swivel	resilient	CC2148Z-S	664	CC2148C-S	701
					swivel	poly	CC2148Z-SP	711	CC2148C-SP	748
					swivel/brake	resilient	CC2148Z-SB	673	CC2148C-SB	710
					swivel/brake	poly	CC2148Z-SBP	720	CC2148C-SBP	757
					swivel/rigid	resilient	CC2148Z-SR	710	CC2148C-SR	747
					swivel/rigid	poly	CC2148Z-SRP	763	CC2148C-SRP	801
21″ x 60″	533 x 1524	96	43.5	5.0	swivel	resilient	CC2160Z-S	764	CC2160C-S	800
					swivel	poly	CC2160Z-SP	812	CC2160C-SP	847
					swivel/brake	resilient	CC2160Z-SB	774	CC2160C-SB	809
					swivel/brake	poly	CC2160Z-SBP	821	CC2160C-SBP	856
					swivel/rigid	resilient	CC2160Z-SR	811	CC2160C-SR	846
					swivel/rigid	poly	CC2160Z-SRP	864	CC2160C-SRP	884
24″ x 36″	610 x 914	74	33.5	3.5	swivel	resilient	CC2436Z-S	600	CC2436C-S	620
					swivel	poly	CC2436Z-SP	647	CC2436C-SP	667
					swivel/brake	resilient	CC2436Z-SB	609	CC2436C-SB	629
					swivel/brake	poly	CC2436Z-SBP	622	CC2436C-SBP	677
					swivel/rigid	resilient	CC2436Z-SR	649	CC2436C-SR	669
					swivel/rigid	poly	CC2436Z-SRP	703	CC2436C-SRP	722
24″ x 48″	610 x 1219	90	40.8	4.5	swivel	resilient	CC2448Z-S	684	CC2448C-S	722
					swivel	poly	CC2448Z-SP	731	CC2448C-SP	770
					swivel/brake	resilient	CC2448Z-SB	693	CC2448C-SB	733
					swivel/brake	poly	CC2448Z-SBP	741	CC2448C-SBP	780
					swivel/rigid	resilient	CC2448Z-SR	734	CC2448C-SR	772
					swivel/rigid	poly	CC2448Z-SRP	786	CC2448C-SRP	826
24″ x 60″	610 x 1524	110	49.9	5.6	swivel	resilient	CC2460Z-S	768	CC2460C-S	833
					swivel	poly	CC2460Z-SP	814	CC2460C-SP	881
					swivel/brake	resilient	CC2460Z-SB	778	CC2460C-SB	843
					swivel/brake	poly	CC2460Z-SBP	823	CC2460C-SBP	890
					swivel/rigid	resilient	CC2460Z-SR	816	CC2460C-SR	882
					swivel/rigid	poly	CC2460Z-SRP	870	CC2460C-SRP	935

stem caster cart

CATALOG SECTION 1

patented QuadTruss® design (Patent #5,390,803)

Dolly Trucks — see spec sheet EG01.08 (NSF)

Fast assembly without tools. Open wire construction. Consists of four shelves, four posts, plastic split sleeves, four designated 5˝ x 1 ¼˝ (127 x 32mm) casters, and truck dolly with wraparound bumper . Overall height is 69˝ (1753mm). Shipped knocked-down. **Freight class is 70.0**.

dolly width x length in.	mm	weight lbs.	kg	cu ft	caster type	wheel tread	EAGLEbrite® model #	list	chrome model #	list
23¾˝ x 40⅞˝	603 x 1038	72	32.7	4.2	swivel	resilient	DT1836-ZS	962	DT1836-CS	971
					swivel	poly	DT1836-ZSP	962	DT1836-CSP	971
					swivel/brake	resilient	DT1836-ZSB	971	DT1836-CSB	982
					swivel/brake	poly	DT1836-ZSBP	969	DT1836-CSBP	978
23¾˝ x 52⅞˝	603 x 1343	86	39.0	5.6	swivel	resilient	DT1848-ZS	1036	DT1848-CS	1063
					swivel	poly	DT1848-ZSP	1036	DT1848-CSP	1063
					swivel/brake	resilient	DT1848-ZSB	1047	DT1848-CSB	1072
					swivel/brake	poly	DT1848-ZSBP	1045	DT1848-CSBP	1070
23¾˝ x 64⅞˝	603 x 1648	100	45.4	6.8	swivel	resilient	DT1860-ZS	1141	DT1860-CS	1167
					swivel	poly	DT1860-ZSP	1141	DT1860-CSP	1167
					swivel/brake	resilient	DT1860-ZSB	1153	DT1860-CSB	1177
					swivel/brake	poly	DT1860-ZSBP	1148	DT1860-CSBP	1175
26¾˝ x 40⅞˝	680 x 1038	82	37.2	4.8	swivel	resilient	DT2136-ZS	1014	DT2136-CS	1051
					swivel	poly	DT2136-ZSP	1014	DT2136-CSP	1051
					swivel/brake	resilient	DT2136-ZSB	1025	DT2136-CSB	1061
					swivel/brake	poly	DT2136-ZSBP	1022	DT2136-CSBP	1058
26¾˝ x 52⅞˝	680 x 1343	98	44.5	6.4	swivel	resilient	DT2148-ZS	1087	DT2148-CS	1128
					swivel	poly	DT2148-ZSP	1087	DT2148-CSP	1128
					swivel/brake	resilient	DT2148-ZSB	1097	DT2148-CSB	1138
					swivel/brake	poly	DT2148-ZSBP	1094	DT2148-CSBP	1135
26¾˝ x 64⅞˝	680 x 1648	114	51.7	7.9	swivel	resilient	DT2160-ZS	1205	DT2160-CS	1232
					swivel	poly	DT2160-ZSP	1205	DT2160-CSP	1232
					swivel/brake	resilient	DT2160-ZSB	1216	DT2160-CSB	1241
					swivel/brake	poly	DT2160-ZSBP	1213	DT2160-CSBP	1239
29¾˝ x 40⅞˝	756 x 1038	90	40.8	5.6	swivel	resilient	DT2436-ZS	1037	DT2436-CS	1069
					swivel	poly	DT2436-ZSP	1037	DT2436-CSP	1069
					swivel/brake	resilient	DT2436-ZSB	1049	DT2436-CSB	1078
					swivel/brake	poly	DT2436-ZSBP	1046	DT2436-CSBP	1076
29¾˝ x 52⅞˝	756 x 1343	112	50.8	7.2	swivel	resilient	DT2448-ZS	1138	DT2448-CS	1178
					swivel	poly	DT2448-ZSP	1138	DT2448-CSP	1178
					swivel/brake	resilient	DT2448-ZSB	1147	DT2448-CSB	1190
					swivel/brake	poly	DT2448-ZSBP	1145	DT2448-CSBP	1187
29¾˝ x 64⅞˝	756 x 1648	134	60.8	8.9	swivel	resilient	DT2460-ZS	1268	DT2460-CS	1299
					swivel	poly	DT2460-ZSP	1268	DT2460-CSP	1299
					swivel/brake	resilient	DT2460-ZSB	1277	DT2460-CSB	1309
					swivel/brake	poly	DT2460-ZSBP	1275	DT2460-CSBP	1306

dolly truck

patented QuadTruss® design (Patent #5,390,803)

Coat Racks — see spec sheet EG01.28

Convenient storage of coats, uniforms, or garments. T op shelf for hats or flat items. Bottom shelf (shelves) for dr ying shoes or boots. 74˝ (1880mm) height on stationar y units, 80˝ (3032mm) height on mobile units. **Freight class is 70.0**.

width x length in.	mm	weight lbs.	kg	cubic feet	description	STATIONARY model #	list	MOBILE model #	list
18˝ x 36˝	457 x 914	48	21.8	2.2	unit as shown	GR1836C	259	UR1836C	418
18˝ x 36˝	457 x 914	64	29.0	2.2	same, plus 1 solid shelf	GRS1836C	358	URS1836C	549
18˝ x 48˝	457 x 1219	52	23.6	2.6	unit as shown	GR1848C	281	UR1848C	448
18˝ x 48˝	457 x 1219	72	32.7	2.6	same, plus 1 solid shelf	GRS1848C	393	URS1848C	602
18˝ x 60˝	457 x 1524	58	26.3	3.2	unit as shown	GR1860C	316	UR1860C	484
18˝ x 60˝	457 x 1524	82	37.2	3.2	same, plus 1 solid shelf	GRS1860C	451	URS1860C	689



coat rack

Optional Wire Shelves

width x length in.	mm	weight lbs.	kg	cu ft	model #	list
18˝ x 36˝	457 x 914	9	4.1	0.7	1836C	65
18˝ x 48˝	457 x 1219	12	5.5	0.9	1848C	77
18˝ x 60˝	457 x 1524	17	7.7	1.2	1860C	91

Optional Hangers

Chrome finish.

description	weight lbs.	kg	cu ft	model #	list
open loop hanger	0.4	0.2	0.3	OLH-C	11
closed loop hanger	0.4	0.2	0.3	CLH-C	11

Replacement Coat Hanger Tubes

length in.	mm	weight lbs.	kg	cu ft	model #	list
24˝	610	1.5	0.7	0.4	CH24	58
30˝	762	1.7	0.8	0.5	CH30	59
36˝	914	2.2	1.0	0.5	CH36	64
42˝	1067	2.7	1.2	5.5	CH42	68
48˝	1219	3.2	1.5	0.6	CH48	73
54˝	1372	3.5	1.6	6.5	CH54	74
60˝	1524	3.8	1.7	0.7	CH60	77

100 Industrial Boulevard, Clayton, DE 19938-8903 U.S.A.
Phone: 800-441-8440 or 302-653-3000. Fax: 302-653-2065
http://www.eaglegrp.com

EAGLE GROUP® Profit from the Eagle Advantage®

cart cover enveloping entire cart/truck

cart cover with panel folded back for easy shelf accessibility

Cart Covers — see spec sheet EG01.09

Helps keep equipment clean on shelf carts and shelf trucks. Lightweight and easy to handle. Top corners are reinforced. Comes with either velcro closures or polyester zippers with nylon teeth. Choice of white coated, white uncoated, or 20 gauge transparent film. Coated and uncoated cart covers are available in light blue (LB) and green (G). Covers are nonreturnable. **Freight class is 70.0**.

Note: Cart covers to fit Security Units (pages 35-36) are special order . Consult factory.

shelf width x length		post height		weight		cu	White Coated Nylon				White Uncoated Polyester				Transparent*	
							zipper		velcro		zipper		velcro		zipper	
in.	mm	in.	mm	lbs.	kg	ft	model #	list	model #	list	model #	list	model #	list	model #	list
18″ x 36″	457 x 914	54″	1372	3	1.4	1	CZC-54-1836	214	CVC-54-1836	214	CZ-54-1836	171	CV-54-1836	171	CZ-54-1836-T	249
		63″	1600				CZC-63-1836	215	CVC-63-1836	218	CZ-63-1836	175	CV-63-1836	194	CZ-63-1836-T	257
18″ x 48″	457 x 1219	54″	1372	4	1.8	1	CZC-54-1848	219	CVC-54-1848	224	CZ-54-1848	171	CV-54-1848	171	CZ-54-1848-T	262
		63″	1600				CZC-63-1848	224	CVC-63-1848	229	CZ-63-1848	194	CV-63-1848	194	CZ-63-1848-T	279
18″ x 60″	457 x 1524	54″	1372	5	2.3	1	CZC-54-1860	229	CVC-54-1860	215	CZ-54-1860	192	CV-54-1860	192	n/a	n/a
		63″	1600				CZC-63-1860	234	CVC-63-1860	219	CZ-63-1860	197	CV-63-1860	198	n/a	n/a
21″ x 48″	533 x 1219	54″	1372	4	1.8	1	CZC-54-2148	246	CVC-54-2148	262	CZ-54-2148	196	CV-54-2148	233	n/a	n/a
		63″	1600				CZC-63-2148	262	CVC-63-2148	265	CZ-63-2148	233	CV-63-2148	238	n/a	n/a
		74″	1880				CZC-74-2148	285	CVC-74-2148	285	CZ-74-2148	235	CV-74-2148	219	n/a	n/a
21″ x 60″	533 x 1524	54″	1372	5	2.3	1	CZC-54-2160	269	CVC-54-2160	269	CZ-54-2160	209	CV-54-2160	209	n/a	n/a
		63″	1600				CZC-63-2160	262	CVC-63-2160	273	CZ-63-2160	233	CV-63-2160	220	n/a	n/a
		74″	1880				CZC-74-2160	276	CVC-74-2160	285	CZ-74-2160	278	CV-74-2160	251	n/a	n/a
24″ x 24″	610 x 610	54″	1372	3	1.4	1	n/a	n/a	n/a	n/a	n/a	n/a	n/a	n/a	CZ-54-2424-T	267
		63″	1600				n/a	n/a	n/a	n/a	n/a	n/a	n/a	n/a	CZ-63-2424-T	277
24″ x 36″	610 x 914	54″	1372	3	1.4	1	CZC-54-2436	262	CVC-54-2436	264	CZ-54-2436	214	CV-54-2436	195	CZ-54-2436-T	315
		63″	1600				CZC-63-2436	267	CVC-63-2436	273	CZ-63-2436	238	CV-63-2436	233	CZ-63-2436-T	319
		74″	1880				CZC-74-2436	273	CVC-74-2436	285	CZ-74-2436	229	CV-74-2436	244	n/a	n/a
		86″	2184				CZC-86-2436	277	CVC-86-2436	289	CZ-86-2436	237	CV-86-2436	249	n/a	n/a
24″ x 48″	610 x 1219	54″	1372	4	1.8	1	CZC-54-2448	267	CVC-54-2448	268	CZ-54-2448	214	CV-54-2448	196	CZ-54-2448-T	323
		63″	1600				CZC-63-2448	273	CVC-63-2448	277	CZ-63-2448	218	CV-63-2448	238	CZ-63-2448-T	327
		74″	1880				CZC-74-2448	285	CVC-74-2448	285	CZ-74-2448	255	CV-74-2448	255	n/a	n/a
		86″	2184				CZC-86-2448	308	CVC-86-2448	294	CZ-86-2448	258	CV-86-2448	259	n/a	n/a
24″ x 60″	610 x 1524	54″	1372	5	2.3	1	CZC-54-2460	269	CVC-54-2460	269	CZ-54-2460	209	CV-54-2460	209	CZ-54-2460-T	332
		63″	1600				CZC-63-2460	278	CVC-63-2460	275	CZ-63-2460	233	CV-63-2460	242	CZ-63-2460-T	338
		74″	1880				CZC-74-2460	289	CVC-74-2460	285	CZ-74-2460	251	CV-74-2460	251	n/a	n/a
		86″	2184				CZC-86-2460	292	CVC-86-2460	308	CZ-86-2460	255	CV-86-2460	260	n/a	n/a
24″ x 72″	610 x 1829	54″	1372	6	2.7	1	CZC-54-2472	297	CVC-54-2472	314	CZ-54-2472	222	CV-54-2472	222	n/a	n/a
		63″	1600				CZC-63-2472	303	CVC-63-2472	315	CZ-63-2472	255	CV-63-2472	237	n/a	n/a
		74″	1880				CZC-74-2472	308	CVC-74-2472	321	CZ-74-2472	252	CV-74-2472	274	n/a	n/a
		86″	2184				CZC-86-2472	313	CVC-86-2472	328	CZ-86-2472	267	CV-86-2472	281	n/a	n/a

* Entire cover is transparent except for the seams.

CATALOG SECTION 1

Angled Shelf/Visual Merchandising Carts — see spec sheet EG01.44 NSF

Ideal for displaying point-of-sale or special sale items. Offers the ergonomic advantage of an angled shelf along with added visibility in the storage bins. Additional shelves and wire dividers available as options. **Freight class is 70.0**.

- Flexibility to adjust shelves on 1˝ (25mm) vertical increments and the slope of each shelf.
- Open-wire construction for high visibility of merchandise.
- Shelves feature 3¼˝ (83mm) upturn at front and 1¼˝ (32mm) downturn at rear.
- Mobility to display merchandise in different areas with minimal rearrangement of fixtures.
- Durable EAGLEbrite®, chrome, black epoxy, Valu-Master®, or Valu-Gard® shelves. To order red or white epoxy finish, add suffix "**R**" (red) or "**W**" (white). Example: M1836**R**. Priced same as black epoxy.
- Shelves are reversible, allowing for smaller items to be displayed toward front, if desired.
- 5˝ x 1¼˝ (127 x 32mm) standard polymer swivel casters, two with brake — each with a weight capacity of 300 lbs. (136.1 kg). Additional caster sizes are available.
- 72˝ (1829mm) nominal height.
- Units available in 3´, 4´, and 5´ (914, 1219, and 1524mm) lengths.

NEW Valu-Gard® finish!

visual merchandising cart with optional shelf dividers

length in.	length mm	weight lbs.	weight kg	cu ft	EAGLEbrite® model #	EAGLEbrite® list	chrome model #	chrome list	black model #	black list	Valu-Master® model #	Valu-Master® list	Valu-Gard® model #	Valu-Gard® list
36˝	914	60	27.2	4	M1836Z-4	495	M1836C-4	509	M1836BL-4	509	M1836V-4	535	M1836VG-4	535
48˝	1219	68	30.8	5	M1848Z-4	569	M1848C-4	581	M1848BL-4	581	M1848V-4	616	M1848VG-4	616
60˝	1524	72	32.7	8	M1860Z-4	620	M1860C-4	629	M1860BL-4	629	M1860V-4	669	M1860VG-4	669

Additional Angled Shelves for Angled Shelf/Visual Merchandising Carts

Hanger rails included. Note: If purchased as component piece for unit assembly, two 3-piece truss snares must be ordered.

length in.	length mm	weight lbs.	weight kg	cu ft	EAGLEbrite® model #	EAGLEbrite® list	chrome model #	chrome list	black model #	black list	Valu-Master® model #	Valu-Master® list	Valu-Gard® model #	Valu-Gard® list
36˝	914	9	4.1	1.0	M1836Z	98	M1836C	101	M1836BL	101	M1836V	112	M1836VG	112
48˝	1219	12	5.5	1.2	M1848Z	114	M1848C	119	M1848BL	119	M1848V	126	M1848VG	126
60˝	1524	17	7.7	1.4	M1860Z	126	M1860C	131	M1860BL	131	M1860V	137	M1860VG	137

three-sided truss snare

3-Sided Truss Snares for Angled Shelf/Visual Merchandising Carts

18˝ (457mm) front-to-back.

length in.	length mm	weight lbs.	weight kg	cu ft	EAGLEbrite® model #	EAGLEbrite® list	chrome model #	chrome list	black model #	black list	Valu-Master® model #	Valu-Master® list	Valu-Gard® model #	Valu-Gard® list
36˝	914	3.5	1.6	2	3TF1836-Z	37	3TF1836-C	66	3TF1836-BL	66	3TF1836-V	72	3TF1836-VG	72
48˝	1219	4.0	1.8	3	3TF1848-Z	41	3TF1848-C	72	3TF1848-BL	72	3TF1848-V	77	3TF1848-VG	77
60˝	1524	4.5	2.0	4	3TF1860-Z	44	3TF1860-C	80	3TF1860-BL	80	3TF1860-V	86	3TF1860-VG	82

four-sided truss snare

4-Sided Truss Snares for Angled Shelf/Visual Merchandising Carts

18˝ (457mm) front-to-back.

length in.	length mm	weight lbs.	weight kg	cu ft	EAGLEbrite® model #	EAGLEbrite® list	chrome model #	chrome list	black model #	black list	Valu-Master® model #	Valu-Master® list	Valu-Gard® model #	Valu-Gard® list
36˝	914	3.5	1.6	2	4TF1836-Z	51	4TF1836-C	55	4TF1836-BL	55	4TF1836-V	59	4TF1836-VG	59
48˝	1219	4.0	1.8	3	4TF1848-Z	55	4TF1848-C	61	4TF1848-BL	61	4TF1848-V	65	4TF1848-VG	65
60˝	1524	4.5	2.0	4	4TF1860-Z	59	4TF1860-C	68	4TF1860-BL	68	4TF1860-V	74	4TF1860-VG	74

hanger rail

Side-to-Side Hanger Rails for Angled Shelf/Visual Merchandising Carts

length in.	length mm	weight lbs.	weight kg	cu ft	EAGLEbrite® model #	EAGLEbrite® list	chrome model #	chrome list	black model #	black list	Valu-Master® model #	Valu-Master® list	Valu-Gard® model #	Valu-Gard® list
36˝	914	1.4	0.6	1.5	LR36-Z	22	LR36-C	27	LR36-BL	27	LR36-V	32	LR36-VG	32
48˝	1219	1.9	0.9	2.0	LR48-Z	24	LR48-C	40	LR48-BL	40	LR48-V	45	LR48-VG	45
60˝	1524	2.5	1.1	2.5	LR60-Z	26	LR60-C	44	LR60-BL	44	LR60-V	51	LR60-VG	51

shelf divider

Front-to-Back Hanger Rail for Angled Shelf/Visual Merchandising Carts

length in.	length mm	weight lbs.	weight kg	cu ft	EAGLEbrite® model #	EAGLEbrite® list	chrome model #	chrome list	black model #	black list	Valu-Master® model #	Valu-Master® list	Valu-Gard® model #	Valu-Gard® list
18˝	457	0.7	0.3	2.0	WR18-Z	20	WR18-C	23	WR18-BL	23	WR18-V	24	WR18-VG	24

Shelf Dividers for Angled Shelf/Visual Merchandising Carts

length in.	length mm	weight lbs.	weight kg	cu ft	EAGLEbrite® model #	EAGLEbrite® list	chrome model #	chrome list	black model #	black list	Valu-Master® model #	Valu-Master® list	Valu-Gard® model #	Valu-Gard® list
18˝	457	1.0	0.5	0.6	M18Z	37	M18C	39	M18BL	39	M18V	44	M18VG	44

100 Industrial Boulevard, Clayton, DE 19938-8903 U.S.A.
Phone: 800-441-8440 or 302-653-3000. Fax: 302-653-2065
http://www.eaglegrp.com

EAGLE GROUP
Profit from the Eagle Advantage®

Stem Casters — see spec sheet EG01.05 (NSF)

Add mobility to your stationar y unit. Use with posts and shelves. Donut bumpers included. These casters cannot be used with Master T rak®. Decorative stem casters also available. See page 45.
Freight class is 65.0.

Resilient

type	wheel diameter in.	wheel diameter mm	wheel face in.	wheel face mm	weight lbs.	weight kg	cu ft	EAGLEbrite® zinc capacity lbs.	EAGLEbrite® zinc capacity kg	EAGLEbrite® zinc model #	EAGLEbrite® zinc list	stainless steel capacity lbs.	stainless steel capacity kg	stainless steel model #	stainless steel list
stem/swivel	4″	102	1″	25	1.1	0.5	0.1	125	56.7	CSS4-125	29	n/a		n/a	
stem/swivel	5″	127	1″	25	2.0	0.9	0.1	125	56.7	CSS5-125	34	n/a		n/a	
stem/swivel	5″	127	1¼″	32	2.5	1.2	0.1	300	136.1	CSS5-300	40	200	90.7	CSS5S-200	140
stem/brake	5″	127	1¼″	32	2.8	1.3	0.1	300	136.1	CSB5-300	47	200	90.7	CSB5S-200	161
stem/rigid ▼	5″	127	1¼″	32	3.5	1.6	0.1	300	136.1	CSR5-300	45	200	90.7	CSR5S-200	116

swivel stem caster with resilient tread

Polyurethane

type	capacity lbs.	capacity kg	wheel diameter in.	wheel diameter mm	wheel face in.	wheel face mm	weight lbs.	weight kg	cu ft	nickel plated model #	nickel plated list	stainless steel model #	stainless steel list
stem/swivel	300	136.1	5″	127	1¼″	32	2.5	1.2	0.1	CSS5P-300	41	CSS5PS-300	173
stem/brake	300	136.1	5″	127	1¼″	32	2.8	1.3	0.1	CSB5P-300	45	CSB5PS-300	194
stem/rigid ▼	300	136.1	5″	127	1¼″	32	3.5	1.6	0.1	CSR5P-300	46	CSR5PS-300	145

(nickel plated) swivel stem caster with polyurethane tread

Polymer Casters

With polyurethane wheel.

type	type of bearing	capacity lbs.	capacity kg	wheel diameter in.	wheel diameter mm	wheel face in.	wheel face mm	weight lbs.	weight kg	cu ft	model #	list
stem/swivel	delrin	250	113.4	5″	127	1¼″	32	2.0	0.9	0.1	CPSS5-250	80
stem/brake	delrin	250	113.4	5″	127	1¼″	32	2.0	0.9	0.1	CPSB5-250	86

polymer stem caster

Replacement Donut Bumpers for Stem Casters — see spec sheet EG01.05

description	model #	list
3½″ (89mm) diameter	A200019	4
5″ (127mm) diameter, with swivel center	A213261	7

donut bumper (circled)

▼ Channel Frames for Rigid Stem Casters

Please note that shelf width must be known when ordering rigid stem casters in order to ship appropriate channel frame to lock rigid casters.

shelf width in.	shelf width mm	weight lbs.	weight kg	cubic feet	model #	list
14″	356	1.5	0.7	0.1	A201706	16
18″	457	2.0	0.9	0.1	A201007	21
21″	533	2.5	1.1	0.1	A201008	25
24″	610	2.8	1.3	0.1	A201009	26
30″	762	3.5	1.6	0.1	A204795	28
36″	914	4.0	1.8	0.1	A207562	29



channel frame for rigid stem casters

CATALOG SECTION 1

Plate Casters — see spec sheet EG01.05 NSF

Available with polyurethane or resilient tread, 5″ to 8″ (127 to 203mm) diameter , and a variety of types to choose from. **Freight class is 65.0**.

resilient plate caster

Resilient

type	capacity lbs.	capacity kg	wheel diameter in.	wheel diameter mm	wheel face in.	wheel face mm	weight lbs.	weight kg	cu ft	EAGLEbrite® zinc model #	list
swivel	200	90.7	5″	127	1⅛″	29	2.8	1.3	0.5	CPS5-200	26
brake	200	90.7	5″	127	1⅛″	29	2.8	1.3	0.5	CPB5-200	30
rigid	200	90.7	5″	127	1⅛″	29	2.8	1.3	0.5	CPR5-200	30
swivel	250	90.7	5″	127	1¼″	32	3.0	1.4	0.5	CPS5-250	43
brake	250	90.7	5″	127	1¼″	32	3.0	1.4	0.5	CPB5-250	47
rigid	250	90.7	5″	127	1¼″	32	3.0	1.4	0.5	CPR5-250	47
swivel	500	226.8	6″	152	2″	51	9.0	4.1	0.5	CPS6-500	81
brake	500	226.8	6″	152	2″	51	9.0	4.1	0.5	CPB6-500	93
rigid	500	226.8	6″	152	2″	51	9.0	4.1	0.5	CPR6-500	93

polyurethane plate caster with brake

Polyurethane

type	capacity lbs.	capacity kg	wheel diameter in.	wheel diameter mm	wheel face in.	wheel face mm	weight lbs.	weight kg	cu ft	EAGLEbrite® zinc model #	list
swivel	300	136.1	5″	127	1¼″	32	3.0	1.4	0.5	CPS5P-300	43
brake	300	136.1	5″	127	1¼″	32	3.0	1.4	0.5	CPB5P-300	46
rigid	300	136.1	5″	127	1¼″	32	3.0	1.4	0.5	CPR5P-300	46
swivel	500	226.8	5″	127	2″	51	8.0	3.6	0.5	CPS5P-500	76
brake	500	226.8	5″	127	2″	51	8.0	3.6	0.5	CPB5P-500	87
rigid	500	226.8	5″	127	2″	51	8.0	3.6	0.5	CPR5P-500	87
swivel	600	272.1	6″	152	2″	51	9.0	4.1	0.5	CPS6P-600	64
brake	600	272.1	6″	152	2″	51	9.0	4.1	0.5	CPB6P-600	79
rigid	600	272.1	6″	152	2″	51	9.0	4.1	0.5	CPR6P-600	79
swivel	700	317.5	8″	203	2″	51	10.5	4.8	1.0	CPS8P-700	93
brake	700	317.5	8″	203	2″	51	10.5	4.8	1.0	CPB8P-700	104
rigid	700	317.5	8″	203	2″	51	10.5	4.8	1.0	CPR8P-700	104

swivel/lock plate caster

Swivel/Lock Casters

Polyurethane tread.

type	capacity lbs.	capacity kg	wheel diameter in.	wheel diameter mm	wheel face in.	wheel face mm	weight lbs.	weight kg	cu ft	EAGLEbrite® zinc model #	list
swivel/lock	800	362.9	6″	152	2″	51	9.0	4.1	1.0	CPL6Z-800	166
swivel	800	362.9	6″	152	2″	51	9.0	4.1	1.0	CPS6Z-800	72
rigid	800	362.9	6″	152	2″	51	9.0	4.1	1.0	CPR6Z-800	65
brake	800	362.9	6″	152	2″	51	9.0	4.1	1.0	CPB6Z-800	87
swivel/lock	900	408.2	8″	203	2″	51	10.0	4.8	1.0	CPL8Z-900	172
swivel	900	408.2	8″	203	2″	51	10.0	4.8	1.0	CPS8Z-900	80
rigid	900	408.2	8″	203	2″	51	10.0	4.8	1.0	CPR8Z-900	74
brake	900	408.2	8″	203	2″	51	10.0	4.8	1.0	CPB8Z-900	93

stainless steel cart washable caster

Stainless Steel Cart Washable Casters

Polyurethane tread.

type	capacity lbs.	capacity kg	wheel diameter in.	wheel diameter mm	wheel face in.	wheel face mm	weight lbs.	weight kg	cu ft	stainless steel model #	list
swivel/lock	300	136.1	5″	127	1¼″	32	3.0	1.4	0.5	CPCM5S-300	214
swivel	300	136.1	5″	127	1¼″	32	3.0	1.4	0.5	CPS5S-300	157
brake	300	136.1	5″	127	1¼″	32	3.0	1.4	0.5	CPB5S-300	184

Dunnage Shelves – see spec sheet EG01.13 NSF

Improve your system's weight-bearing capacity with these heavy-duty dunnage shelves. All weights and cubic feet are approximate. **Freight class is 70.0**.

dunnage shelf

width x length in.	width x length mm	weight lbs.	weight kg	cu ft	chrome model #	chrome list	EAGLEgard® model #	EAGLEgard® list	stainless steel model #	stainless steel list
18″ x 24″	457 x 610	14	6.4	0.7	DS1824-C	146	DS1824-E	189	n/a	
18″ x 30″	457 x 762	18	8.2	1.2	DS1830-C	161	DS1830-E	196	n/a	
18″ x 36″	457 x 914	21	9.5	1.6	DS1836-C	167	DS1836-E	201	DS1836-S	542
18″ x 48″	457 x 1219	28	12.7	1.9	DS1848-C	194	DS1848-E	232	DS1848-S	659
18″ x 60″	457 x 1524	33	15.0	3.0	DS1860-C	220	DS1860-E	265	DS1860-S	774
21″ x 24″	533 x 610	15	6.8	0.7	DS2124-C	154	DS2124-E	193		
21″ x 30″	533 x 762	19	8.6	0.9	DS2130-C	165	DS2130-E	203		
21″ x 36″	533 x 914	22	10.0	2.1	DS2136-C	173	DS2136-E	214	n/a	
21″ x 48″	533 x 1219	28	12.7	2.8	DS2148-C	201	DS2148-E	235		
21″ x 60″	533 x 1524	34	15.4	4.4	DS2160-C	231	DS2160-E	273		
24″ x 24″	610 x 610	16	7.3	0.8	DS2424-C	158	DS2424-E	204	n/a	
24″ x 30″	610 x 762	20	9.0	2.8	DS2430-C	167	DS2430-E	211	n/a	
24″ x 36″	610 x 914	24	10.9	2.1	DS2436-C	178	DS2436-E	218	DS2436-S	592
24″ x 48″	610 x 1219	30	13.6	2.8	DS2448-C	204	DS2448-E	249	DS2448-S	713
24″ x 60″	610 x 1524	37	16.8	1.5	DS2460-C	243	DS2460-E	293	DS2460-S	855

100 Industrial Boulevard, Clayton, DE 19938-8903 U.S.A.
Phone: 800-441-8440 or 302-653-3000. Fax: 302-653-2065
http://www.eaglegrp.com

EAGLE GROUP
Profit from the Eagle Advantage®

Dunnage Racks – see spec sheet EG01.13 NSF

Store large items off the floor . Snag-free wire sur face. 14¼″ (362mm) overall height. All weights and cubic feet are approximate. **Freight class is 70.0**.

width x length		weight		cu	chrome		EAGLEgard®		stainless steel	
in.	mm	lbs.	kg	ft	model #	list	model #	list	model #	list
18″ x 24″	457 x 610	21	9.5	0.5	DR1824-C	263	DR1824-E	327	n/a	
18″ x 30″	457 x 762	24	10.9	1.0	DR1830-C	278	DR1830-E	340	n/a	
18″ x 36″	457 x 914	31	14.1	1.6	DR1836-C	285	DR1836-E	346	DR1836-S	710
18″ x 48″	457 x 1219	37	16.8	2.2	DR1848-C	315	DR1848-E	380	DR1848-S	914
18″ x 60″	457 x 1524	43	19.5	3.0	DR1860-C	352	DR1860-E	426	n/a	
21″ x 24″	533 x 610	24	10.9	0.8	DR2124-C	269	DR2124-E	334		
21″ x 30″	533 x 762	27	12.2	2.0	DR2130-C	284	DR2130-E	348		
21″ x 36″	533 x 914	33	15.0	2.0	DR2136-C	294	DR2136-E	361	n/a	
21″ x 48″	533 x 1219	39	17.6	2.9	DR2148-C	326	DR2148-E	388		
21″ x 60″	533 x 1524	45	20.4	3.3	DR2160-C	372	DR2160-E	440		
24″ x 24″	610 x 610	27	12.2	1.4	DR2424-C	276	DR2424-E	346	n/a	
24″ x 30″	610 x 762	30	13.6	1.8	DR2430-C	287	DR2430-E	355	n/a	
24″ x 36″	610 x 914	35	15.9	2.1	DR2436-C	303	DR2436-E	364	DR2436-S	787
24″ x 48″	610 x 1219	41	18.6	2.8	DR2448-C	334	DR2448-E	401	DR2448-S	1001
24″ x 60″	610 x 1524	47	21.3	3.5	DR2460-C	388	DR2460-E	463	n/a	



dunnage rack

Mobile Dunnage Racks – see spec sheet EG01.13 NSF

Easy to maneuver and features two swivel and two brake 5″ (127mm) poly casters. All weights and cubic feet are approximate. **Freight class is 70.0**.

width x length		weight		cu	chrome		EAGLEgard®		stainless steel	
in.	mm	lbs.	kg	ft	model #	list	model #	list	model #	list
18″ x 24″	457 x 610	33	15.0	1.0	MDR1824-C	402	MDR1824-E	467	n/a	
18″ x 30″	457 x 762	36	16.3	2.3	MDR1830-C	420	MDR1830-E	478	n/a	
18″ x 36″	457 x 914	43	19.5	2.3	MDR1836-C	425	MDR1836-E	486	MDR1836-S	1149
18″ x 48″	457 x 1219	49	22.2	3.0	MDR1848-C	456	MDR1848-E	521	MDR1848-S	1220
18″ x 60″	457 x 1524	55	24.9	4.5	MDR1860-C	492	MDR1860-E	565	n/a	
21″ x 24″	533 x 610	36	16.3	3.1	MDR2124-C	408	MDR2124-E	471		
21″ x 30″	533 x 762	39	17.6	3.3	MDR2130-C	424	MDR2130-E	489		
21″ x 36″	533 x 914	45	20.4	3.0	MDR2136-C	434	MDR2136-E	500	n/a	
21″ x 48″	533 x 1219	51	23.1	4.0	MDR2148-C	466	MDR2148-E	527		
21″ x 60″	533 x 1524	57	25.9	5.0	MDR2160-C	510	MDR2160-E	581		
24″ x 24″	610 x 610	40	18.1	3.0	MDR2424-C	416	MDR2424-E	486	n/a	
24″ x 30″	610 x 762	42	19.1	3.0	MDR2430-C	427	MDR2430-E	495	n/a	
24″ x 36″	610 x 914	47	21.3	3.0	MDR2436-C	440	MDR2436-E	504	MDR2436-S	1100
24″ x 48″	610 x 1219	53	24.0	4.0	MDR2448-C	471	MDR2448-E	541	MDR2448-S	1300
24″ x 60″	610 x 1524	63	21.3	5.0	MDR2460-C	527	MDR2460-E	602	n/a	

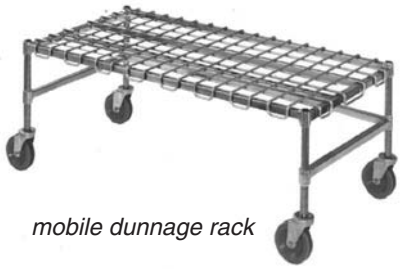

mobile dunnage rack

Polymer Dunnage Racks – see spec sheet EG01.17 NSF

12″ (305mm) height. Durable polyethylene construction prevents corrosion and rust. No assembly required. All racks furnished with two dunnage keys. **Freight class is 70.0**.

width x length		weight		cubic	capacity				
in.	mm	lbs.	kg	feet	lbs.	kg	color	model #	list
22″ x 30″	559 x 762	24	10.9	4.6	1500	680.4	grey	PD3022	231
22″ x 36″	559 x 914	28	12.7	5.5	1500	680.4	grey	PD3622	245
22″ x 48″	559 x 1219	36	16.3	7.3	3000	1360.8	grey	PD4822	296
22″ x 60″	559 x 1524	44	20.0	9.2	3000	1360.8	grey	PD6022	339

polymer dunnage rack

"Dunnage-Key" Connector for Polymer Dunnage Racks

Joins polymer dunnage racks together. For use with all polymer dunnage racks. Features an integrated thumb notch that allows for easy removal of the connector . Packed six per box.

color	model #	list
yellow	PD5906	8

Platforms – see spec sheet EG01.13 NSF

14″ (356mm) height. Open-wire construction for improved air cir culation, minimizing dust. **Freight class is 70.0**.

width x length		weight		cu	EAGLEbrite®		chrome		EAGLEgard®	
in.	mm	lbs.	kg	ft	model #	list	model #	list	model #	list
18″ x 24″	457 x 610	10	4.5	0.7	PF1824-Z	119	PF1824-C	120	PF1824-E	142
18″ x 30″	457 x 762	11	5.0	0.7	PF1830-Z	121	PF1830-C	123	PF1830-E	144
18″ x 36″	457 x 914	13	5.9	0.7	PF1836-Z	124	PF1836-C	125	PF1836-E	147
21″ x 24″	533 x 610	12	5.4	0.7	PF2124-Z	125	PF2124-C	131	PF2124-E	153
21″ x 30″	533 x 762	13	5.9	0.7	PF2130-Z	127	PF2130-C	134	PF2130-E	155
21″ x 36″	533 x 914	14	6.4	0.8	PF2136-Z	130	PF2136-C	136	PF2136-E	157
24″ x 24″	610 x 610	13	5.9	0.8	PF2424-Z	130	PF2424-C	135	PF2424-E	160
24″ x 30″	610 x 762	15	6.8	0.8	PF2430-Z	132	PF2430-C	137	PF2430-E	162
24″ x 36″	610 x 914	17	7.7	0.8	PF2436-Z	135	PF2436-C	140	PF2436-E	165



platform

CATALOG SECTION 1

PANCO®

aluminum dunnage rack

Aluminum Dunnage Racks – see spec sheet EG01.17 NSF

All aluminum construction. Features 1½″ (38mm) square tubing and plastic feet. **Freight class is 70.0**. Models with 12″ (305mm) height available at no extra cost. To order, replace **"08"** in model number with **"12"**. Example: WDR2036**12**-A.

overall dimensions width x length x height in.	mm	weight lbs.	kg	cubic feet	weight capacity lbs.	kg	number of lats	model #	list
20″ x 36″ x 8″	508 x 914 x 203	10	4.5	6.8	1500	680	4	WDR203608-A	222
20″ x 48″ x 8″	508 x 1219 x 203	14	6.4	8.9	1800	816	4	WDR204808-A	258
20″ x 60″ x 8″	508 x 1524 x 203	18	8.2	11.0	2000	907	4	WDR206008-A	291
24″ x 36″ x 8″	610 x 914 x 203	12	5.4	8.0	1500	680	5	WDR243608-A	251
24″ x 48″ x 8″	610 x 1219 x 203	16	7.3	10.5	1800	816	5	WDR244808-A	282
24″ x 60″ x 8″	610 x 1524 x 203	20	9.1	13.1	2000	907	5	WDR246008-A	325

nesting aluminum dunnage rack

Nesting Dunnage Racks – see spec sheet EG01.17 NSF

All-aluminum construction. These racks are stackable, saving space when not in use. **Freight class is 70.0**.

overall dimensions width x length x height in.	mm	weight lbs.	kg	cubic feet	weight capacity lbs.	kg	model #	list
18″ x 24″ x 12″	457 x 610 x 305	8	3.6	3.0	3000	1361	NDR182412-A	213
18″ x 36″ x 12″	457 x 914 x 305	10	4.5	4.5	3000	1361	NDR183612-A	245
18″ x 48″ x 12″	457 x 1219 x 305	12	5.4	6.0	2500	1134	NDR184812-A	274
20″ x 24″ x 12″	508 x 610 x 305	8	3.6	3.4	3000	1361	NDR202412-A	213
20″ x 36″ x 12″	508 x 914 x 305	10	4.5	5.1	3000	1361	NDR203612-A	245
20″ x 48″ x 12″	508 x 1219 x 305	12	5.4	6.7	2500	1134	NDR204812-A	274
24″ x 24″ x 12″	610 x 610 x 305	9	4.1	4.0	3000	1361	NDR242412-A	252
24″ x 36″ x 12″	610 x 914 x 305	11	5.0	6.0	3000	1361	NDR243612-A	280
24″ x 48″ x 12″	610 x 1219 x 305	14	6.4	8.0	2500	1134	NDR244812-A	325

aluminum truck dollies

Aluminum Truck Dollies

Includes designated casters and wraparound bumpers. Casters feature poly tread. **Freight class is 70.0**.

dolly width x length in.	mm	weight lbs.	kg	cubic feet	caster type	caster load rate (each) lbs.	kg	model #	list
29¾″ x 52⅞″	756 x 1343	41	18.6	6.3	swivel	300	136.1	TD2448-SP	937
29¾″ x 52⅞″	756 x 1343	44	20.0	6.3	swivel/brake	300	136.1	TD2448-BSP	1087
29¾″ x 64⅞″	756 x 1648	48	21.8	7.6	swivel	300	136.1	TD2460-SP	1088
29¾″ x 64⅞″	756 x 1648	50	22.7	7.6	swivel/brake	300	136.1	TD2460-BSP	1237

dolly frames with wraparound bumper

Dolly Frames with Wraparound Bumper

If ordering casters, list dolly frame and caster model numbers separately . Holes are prepunched for use with plate casters on page 32. **Freight class is 70.0**.

dolly width x length in.	mm	Aluminum weight lbs.	kg	cu ft	model #	list	Chrome Plated Steel weight lbs.	kg	cu ft	model #	list
23¾″ x 40⅞″	603 x 1038	14	6.4	1.6	DF1836-A	342	16	7.3	1.6	DF1836-C	605
23¾″ x 46⅞″	603 x 1191	16	7.3	1.9	DF1842-A	363	18	8.2	1.9	DF1842-C	625
23¾″ x 52⅞″	603 x 1343	18	8.2	2.5	DF1848-A	371	20	9.1	2.5	DF1848-C	645
23¾″ x 64⅞″	603 x 1648	21	9.6	3.2	DF1860-A	412	23	10.4	3.2	DF1860-C	685
23¾″ x 76⅞″	603 x 1953	23	10.4	2.9	DF1872-A	475	25	11.3	2.9	DF1872-C	729
26¾″ x 40⅞″	680 x 1038	17	7.7	1.8	DF2136-A	363	19	8.6	1.8	DF2136-C	627
26¾″ x 46⅞″	680 x 1191	19	8.6	2.1	DF2142-A	377	21	9.6	2.1	DF2142-C	649
26¾″ x 52⅞″	680 x 1343	21	9.6	2.4	DF2148-A	388	24	10.9	2.4	DF2148-C	673
26¾″ x 64⅞″	680 x 1648	23	10.4	2.9	DF2160-A	420	23	11.8	2.9	DF2160-C	711
26¾″ x 76⅞″	680 x 1953	25	11.3	3.5	DF2172-A	446	28	12.7	3.5	DF2172-C	816
29¾″ x 40⅞″	756 x 1038	21	9.6	2.1	DF2436-A	367	23	10.4	2.1	DF2436-C	625
29¾″ x 46⅞″	756 x 1191	26	11.8	2.4	DF2442-A	380	29	13.2	2.4	DF2442-C	642
29¾″ x 52⅞″	756 x 1343	29	13.2	3.9	DF2448-A	398	32	14.5	3.9	DF2448-C	669
29¾″ x 64⅞″	756 x 1648	31	14.1	4.2	DF2460-A	429	34	15.4	4.2	DF2460-C	711
29¾″ x 76⅞″	756 x 1953	39	17.7	4.5	DF2472-A	504	42	19.1	4.5	DF2472-C	809

100 Industrial Boulevard, Clayton, DE 19938-8903 U.S.A.
Phone: 800-441-8440 or 302-653-3000. Fax: 302-653-2065
http://www.eaglegrp.com

EAGLE GROUP
Profit from the Eagle Advantage®

Security Modules… NEW IN 2008

Converts portion of shelf unit into a lockable enclosed security unit, adding versatility to shelf unit. Includes end panels, rear panel, and door(s). Fits in between two wire shelves spaced 20˝ apart. More than one module can be added to unit, depending on unit's overall height. Shelving units sold separately—see pages 10 and 12.

…with Hinged Doors

width x length in.	mm	weight lbs.	kg	EAGLEbrite® zinc model #	list	chrome model #	list	EAGLEgard® model #	list	stainless steel model #	list
18˝ x 30˝	457 x 762	20	9.0	SECM1830Z	313	SECM1830C	410	SECM1830E	431	SECM1830S	1231
18˝ x 36˝	457 x 914	23	10.4	SECM1836Z	319	SECM1836C	416	SECM1836E	438	SECM1836S	1255
18˝ x 48˝	457 x 1219	27	12.2	SECM1848Z	340	SECM1848C	494	SECM1848E	520	SECM1848S	1343
18˝ x 60˝	457 x 1524	32	14.5	SECM1860Z	344	SECM1860C	440	SECM1860E	463	SECM1860S	1348
21˝ x 30˝	533 x 762	21	9.5	SECM2130Z	318	SECM2130C	415	SECM2130E	437	SECM2130S	1251
21˝ x 36˝	533 x 914	24	16.9	SECM2136Z	326	SECM2136C	422	SECM2136E	444	SECM2136S	1278
21˝ x 48˝	533 x 1219	29	13.2	SECM2148Z	348	SECM2148C	502	SECM2148E	528	SECM2148S	1374
21˝ x 60˝	533 x 1524	33	15.0	SECM2160Z	354	SECM2160C	450	SECM2160E	474	SECM2160S	1387
24˝ x 30˝	610 x 762	24	16.9	SECM2430Z	323	SECM2430C	420	SECM2430E	442	SECM2430S	1270
24˝ x 36˝	610 x 914	27	12.2	SECM2436Z	334	SECM2436C	450	SECM2436E	473	SECM2436S	1315
24˝ x 48˝	610 x 1219	31	14.1	SECM2448Z	356	SECM2448C	510	SECM2448E	537	SECM2448S	1405
24˝ x 60˝	610 x 1524	35	15.9	SECM2460Z	378	SECM2460C	570	SECM2460E	600	SECM2460S	1495

…with Flip-Up Door

width x length in.	mm	weight lbs.	kg	EAGLEbrite® zinc model #	list	chrome model #	list	EAGLEgard® model #	list	stainless steel model #	list
18˝ x 30˝	457 x 762	24	16.9	SECM1830FZ	368	SECM1830FC	439	SECM1830FE	462	SECM1830FS	1438
18˝ x 36˝	457 x 914	29	13.2	SECM1836FZ	373	SECM1836FC	444	SECM1836FE	467	SECM1836FS	1459
18˝ x 48˝	457 x 1219	34	15.4	SECM1848FZ	390	SECM1848FC	503	SECM1848FE	530	SECM1848FS	1530
18˝ x 60˝	457 x 1524	39	17.6	SECM1860FZ	394	SECM1860FC	465	SECM1860FE	490	SECM1860FS	1540
21˝ x 30˝	533 x 762	26	11.8	SECM2130FZ	372	SECM2130FC	443	SECM2130FE	466	SECM2130FS	1455
21˝ x 36˝	533 x 914	30	13.6	SECM2136FZ	378	SECM2136FC	449	SECM2136FE	473	SECM2136FS	1479
21˝ x 48˝	533 x 1219	35	15.9	SECM2148FZ	397	SECM2148FC	510	SECM2148FE	537	SECM2148FS	1557
21˝ x 60˝	533 x 1524	40	18.1	SECM2160FZ	403	SECM2160FC	474	SECM2160FE	499	SECM2160FS	1574
24˝ x 30˝	610 x 762	28	12.7	SECM2430FZ	377	SECM2430FC	448	SECM2430FE	471	SECM2430FS	1472
24˝ x 36˝	610 x 914	32	14.5	SECM2436FZ	386	SECM2436FC	471	SECM2436FE	496	SECM2436FS	1510
24˝ x 48˝	610 x 1219	38	17.2	SECM2448FZ	404	SECM2448FC	517	SECM2448FE	544	SECM2448FS	1584
24˝ x 60˝	610 x 1524	43	19.5	SECM2460FZ	422	SECM2460FC	564	SECM2460FE	593	SECM2460FS	1659

security module shown with flip-up door (shown mounted to shelf unit)

Full-Size Security Units – see spec sheet EG01.22

patented QuadTruss® design (Patent #5,390,803)

Safely store and transport costly materials and items subject to pilferage. 2˝ x 2˝ (51 x 51mm) mesh. Offered in chrome, EAGLEgard® epoxy coating, or stainless steel. Stationar y, mobile, and units with dolly trucks available. Shipped knocked-down. **Freight class is 70.0**.

To order security carts shipped assembled, add $550 to list price and add suffix "**-A**". Example: SC1460E**-A**. For assembled unit with center shelves installed (evenly spaced), indicate number of center shelves wanted by adding a number before the "A" in suffix "-A". For example, suffix "**-1A**" indicates assembled unit with one center shelf, suffix "**-2A**" indicates assembled unit with two center shelves, and so on. Example: SC1460E **-2A**. Pricing: add $550 to list price of security unit, and add list price of each applicable center shelf to be added (see page 36 "Optional Shelves").



additional center shelves

security unit with additional center shelves shown

Stationary Security Units

66˝ (1676mm) overall height.

width x length in.	mm	weight lbs.	kg	cu ft	chrome model #	list	EAGLEgard® model #	list	stainless steel model #	list
17¼˝ x 39¼˝	438 x 997	127	57.6	5	SC1436	1153	SC1436E	1381	SC1436S	3426
17¼˝ x 51¼˝	438 x 1302	145	65.8	9	SC1448	1434	SC1448E	1680	SC1448S	4141
17¼˝ x 63¼˝	438 x 1607	154	69.9	10	SC1460	1707	SC1460E	1921	SC1460S	4255
27¼˝ x 39¼˝	692 x 997	152	68.9	9	SC2436	1180	SC2436E	1506	SC2436S	3442
27¼˝ x 51¼˝	692 x 1302	175	79.4	13	SC2448	1464	SC2448E	1873	SC2448S	4197
27¼˝ x 63¼˝	692 x 1607	184	83.5	15	SC2460	1757	SC2460E	2036	SC2460S	4343
33¼˝ x 39¼˝	844 x 997	182	82.6	13	SC3036	1724	SC3036E	1967	SC3036S	4846
33¼˝ x 51¼˝	844 x 1302	205	93.0	15	SC3048	2147	SC3048E	2467	SC3048S	5913
33¼˝ x 63¼˝	844 x 1607	215	97.6	18	SC3060	2311	SC3060E	2654	SC3060S	6159

Mobile Security Units

Mobile security units come standard with four swivel 5˝ x 1¼˝ (127 x 32mm) poly stem casters, two of which have brakes. 69˝ (1753mm) overall height. On all stainless mobile security units, **desired stem casters must be ordered separately**. See page 31 for optional stem casters.

width x length in.	mm	weight lbs.	kg	cu ft	chrome model #	list	EAGLEgard® model #	list	stainless steel model #	list
27¼˝ x 39¼˝	692 x 997	170	77.1	9	CSC2436	1408	CSC2436E	1723	CSC2436S	3442
27¼˝ x 51¼˝	692 x 1302	193	87.5	13	CSC2448	1695	CSC2448E	2091	CSC2448S	4197
27¼˝ x 63¼˝	692 x 1607	212	96.2	15	CSC2460	1994	CSC2460E	2253	CSC2460S	4343
33¼˝ x 39¼˝	844 x 997	212	96.2	13	CSC3036	2023	CSC3036E	2256	CSC3036S	4846
33¼˝ x 51¼˝	844 x 1302	235	106.6	15	CSC3048	2442	CSC3048E	2740	CSC3048S	5913
33¼˝ x 63¼˝	844 x 1607	245	111.1	18	CSC3060	2638	CSC3060E	2949	CSC3060S	6159

additional center shelves

mobile security unit with additional center shelves shown

patented QuadTruss® design (Patent #5,390,803)

Full-Size Security Units – see spec sheet EG01.22

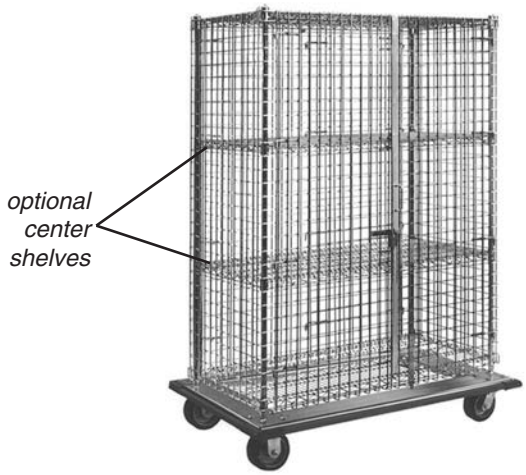

dolly truck security cart shown with optional center shelves

Dolly Truck Security Units

All dolly trucks are chrome and come standard with four swivel 5″ x 1 ¼″ (127 x 32mm) poly plate casters, two of which have brakes. 69″ (1753mm) overall height. See page 32 for optional plate casters.

dolly width x length in.	mm	weight lbs.	kg	cubic feet	model #	list
29¾″ x 40⅞″	756 x 1038	177	80.3	10.7	DTSC2436	1786
29¾″ x 52⅞″	756 x 1343	214	97.1	18.5	DTSC2448	2098
29¾″ x 64⅞″	756 x 1648	245	111.1	22.9	DTSC2460	2417

Optional Shelves for Full-Size Security Units

Must be installed when assembling unit.

width x length in.	mm	weight lbs.	kg	cu ft	chrome model #	list	EAGLEgard® model #	list	stainless steel model #	list
14″ x 36″	356 x 914	8	3.6	0.5	1436C	60	1436E	70	1436S	214
14″ x 48″	356 x 1219	10	4.5	0.7	1448C	71	1448E	85	1448S	262
14″ x 60″	356 x 1524	14	6.4	0.9	1460C	80	1460E	93	1460S	335
24″ x 36″	610 x 914	13	5.9	0.8	2436C	80	2436E	97	2436S	329
24″ x 48″	610 x 1219	16	7.3	1.2	2448C	97	2448E	119	2448S	396
24″ x 60″	610 x 1524	21	9.5	1.5	2460C	114	2460E	140	2460S	487
30″ x 36″	762 x 914	17	7.7	1.0	3036C	106	3036E	128	3036S	422
30″ x 48″	762 x 1219	20	9.1	1.5	3048C	124	3048E	149	3048S	492
30″ x 60″	762 x 1524	25	11.4	1.8	3060C	167	3060E	172	3060S	565

Optional Posts for Full-Size Security Units

post height in.	mm	weight lbs.	kg	cu ft	chrome model #	list	EAGLEgard® model #	list	stainless steel model #	list
74″	1880	4	1.8	0.8	SP74-CS	28	SP74-ES	27	SP74-SS	87
86″	2184	5	2.3	0.5	SP86-CS	34	SP86-ES	33	SP86-SS	103

patented QuadTruss® design (Patent #5,390,803)

Mini Security Units – see spec sheet EG01.22

These chrome plated units are stationary and have an overall height of only 40″ (1016mm). Shipped knocked down. **Freight class is 70.0**.

width x length in.	mm	weight lbs.	kg	cubic feet	model #	list
16″ x 38″	406 x 965	88	39.9	8.6	MSC1436	1115
16″ x 50″	406 x 1270	104	47.2	9.6	MSC1448	1400
26″ x 38″	660 x 965	100	45.4	9.2	MSC2436 *	1152
26″ x 50″	660 x 1270	114	51.7	1.1	MSC2448 *	1449

* Optional stem casters (page 31) available only for these models.

mini security unit

Optional Shelves for Mini Security Units

With chrome plated finish.

width x length in.	mm	weight lbs.	kg	cubic feet	model #	list
14″ x 36″	356 x 914	8	3.6	0.5	1436C	60
14″ x 48″	356 x 1219	10	4.5	0.7	1448C	71
24″ x 36″	610 x 914	13	6.0	0.8	2436C	80
24″ x 48″	610 x 1219	16	7.3	1.2	2448C	97

patented QuadTruss® design (Patent #5,390,803)

Optional Add-A-Shelf® Adjustable Shelves for All Security Units

Add-A-Shelf® in use with full-size security unit

Patent #5,884,567. Special collar allows addition or removal of shelf without disassembling the entire unit. 300 lb. (136.1 kg) weight capacity per shelf. Chrome finish. **Freight class is 70.0**. Note: Top and bottom shelves of unit must be standard shelves (above). Use Add-A-Shelf® shelves for intermediate shelves.

width x length in.	mm	weight lbs.	kg	cubic feet	model #	list
14″ x 36″	356 x 914	8	3.6	0.5	A1436C	67
14″ x 48″	356 x 1219	10	4.6	0.7	A1448C	77
24″ x 36″	610 x 914	13	5.9	0.8	A2436C	87
24″ x 48″	610 x 1219	16	7.3	1.2	A2448C	103
24″ x 60″	610 x 1524	21	9.5	1.5	A2460C	123

100 Industrial Boulevard, Clayton, DE 19938-8903 U.S.A.
Phone: 800-441-8440 or 302-653-3000. Fax: 302-653-2065
http://www.eaglegrp.com

EAGLE GROUP Profit from the Eagle Advantage®

WalStor® Modular Wall System — see spec sheet EG01.19

Imagine the possibilities... Walstor® allows you to maximize space, utilizing previously unused wall area for storage, prep work, almost anything — all the while keeping everything within easy reach, without taking up valuable floor space. Walstor® puts you in charge by allowing you to organize your room effectively and efficiently with total flexibility. It's sway-resistant design locks individual shelves firmly into place allowing you to place uneven loads safely on the system. Shelves can be positioned anywhere on a wall, regardless of stud position. **Freight class is 70.0**.

WalStor® system show demonstrating an uneven load capability

Single Shelf Kits

Kit contains one EAGLEbrite® shelf, one wall mat, one pair of 30″ (762mm) vertical wall uprights, and one pair of 18″ (457mm) wire shelf brackets.

shelf & wall mat size in.	mm	weight lbs.	kg	cubic feet	model #	list
18″ x 36″	457 x 914	35	15.9	3.5	WAL-1-1836	303
18″ x 48″	457 x 1219	36	16.3	4.5	WAL-1-1848	335

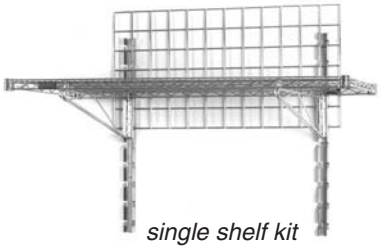

single shelf kit

Double Shelf Kits

Kit contains two EAGLEbrite ® shelves, one pair of 45″ (1143mm) vertical wall uprights, and two pairs of 18″ (457mm) wire shelf brackets.

shelf dimensions in.	mm	weight lbs.	kg	cubic feet	model #	list
18″ x 36″	457 x 914	41	18.6	2.0	WAL-2-1836	411
18″ x 48″	457 x 1219	49	22.2	2.4	WAL-2-1848	431



double shelf kit

Wall Mats

3″ x 3″ (76 x 76mm) zinc-plated grids. Required only for hanging accessories.

height x length in.	mm	weight lbs.	kg	cubic feet	model #	list
18″ x 36″	457 x 914	9	4.1	0.2	WM1836	72
18″ x 48″	457 x 1219	11	5.0	0.3	WM1848	94
18″ x 60″	457 x 1524	14	6.4	0.3	WM1860	108
24″ x 48″	609 x 1219	13	5.8	0.3	WM2448	109
24″ x 72″	609 x 1828	19	8.6	0.5	WM2472	126
24″ x 84″	609 x 2133	22	9.9	0.6	WM2484	151
24″ x 96″	609 x 2438	25	11.3	0.7	WM2496	160
33″ x 54″	838 x 1372	22	9.9	0.5	WM3354	184
48″ x 48″	1219 x 1219	19	8.6	0.7	WM4848	179



wall mats and vertical wall uprights

Vertical Wall Uprights

Available in zinc only. Sold in pairs.

height in.	mm	weight lbs.	kg	cubic feet	model #	list
12″	305	2	0.9	0.2	PR12VU	42
30″	762	4	1.8	0.4	PR30VU	68
45″	1143	5	2.3	0.5	PR45VU	85

Wire Shelf Brackets

Sold in pairs.

depth in.	mm	weight lbs.	kg	cubic feet	model #	list
14″	356	3	1.5	0.1	PR14B	92
18″	457	4	2.0	0.1	PR18B	99
21″	533	4	2.0	0.1	PR21B	103
24″	610	5	2.0	0.1	PR24B	132

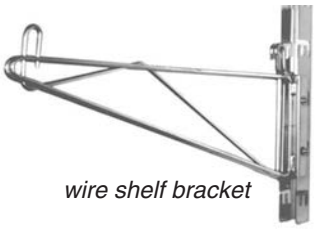

wire shelf bracket

Please note: Walstor® must be mounted to a solid surface or studs in a wall. User needs to determine installation materials and methods suitable to hold and support the Walstor® system.

CATALOG SECTION 1



WalStor® system with optional accessories shown



Vertical uprights for display shelf
See page 49 for display shelves. Specify Universal Nolin (manufacturer ID #2).
Requires a pair of DSS (display shelf standards)

WalStor® Modular Wall System Accessories — see spec sheet EG01.19

Custom configurations allow you to personalize your W alstor® system for mer chandise displays or over-the-workstation storage. Engineered with the idea that a per fect storage system adapts easily to individual requirements.

small snap hook** ➤ 

large snap hook** ➤

large double hook** ➤

utensil hook** ➤

towel rack ➤

merchandising display hook** ➤

grid panel wall bracket ➤

light duty utility shelf ➤

plastic bin holder ➤

shelf collar plugs ➤
Model #: collar plug
4 per shelf required

small bin ➤

large bin ➤

wire basket ➤

⅓-size pan holder ➤

drop basket ➤

book holder ➤

hanging file holder ➤

grid shelf ➤ 

triangle shelf ➤ 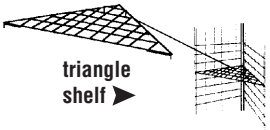

grid panel basket ➤ 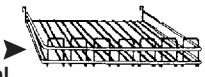

spice rack ➤ 

description	length x width x height in.	mm	weight lbs.	kg	cu ft	model #	list
⅓ size pan holder	12″ x 8″ x 3″	305 x 203 x 76	1.0	0.5	0.2	PH3RD	46
book holder	3″ x 12″ x 10″	76 x 305 x 254	2.0	0.9	0.2	BH-1	130
vertical uprights	2″ x 8¾″	51 x 222	2.0	0.9	0.3	DSS	88
drop basket (for 18″ wire shelf)	22″ x 18″ x 11″	559 x 457 x 280	3.0	1.4	0.3	DB	98
grid shelf	16¾″ x 16¾″	426 x 426	4.0	1.8	0.6	GS17	128
hanging file holder	12″ x 8″ x 3″	305 x 203 x 76	1.0	0.5	0.2	HFH	45
large double hook	2¼″ x 4¼″ x ⅜″	57 x 108 x 3	0.3	0.1	0.1	LDH **	9
large plastic bin	10⅞″ x 11″ x 5″	276 x 280 x 127	1.0	0.5	0.3	A203879 *	11
large snap hook	2¼″ x 4¼″ x ⅜″	57 x 108 x 3	0.3	0.1	0.1	LH **	7
lt. duty utility shelf	11¼″ x 8″ x 3½″	286 x 203 x 89	2.0	0.9	0.2	LDUS12	54
merch. dspl hook	4″ x 3″	101 x 76	0.2	0.1	0.1	MDH-4 **	12
merch. dspl hook	6″ x 3″	152 x 76	0.2	0.1	0.1	MDH-6 **	13
merch. dspl hook	8″ x 3″	203 x 76	0.2	0.1	0.1	MDH-8 **	7
merch. dspl hook	10″ x 3″	254 x 76	0.2	0.1	0.1	MDH-10 **	18

description	length x width x height in.	mm	weight lbs.	kg	cu ft	model #	list
merch. dspl hook	12″ x 3″	304 x 76	0.2	0.1	0.1	MDH-12 **	17
plastic bin dividers	10⅞″ x 5″	276 x 127	2.0	0.9	0.1	A204237	17
plastic bin holder	4″ x 2″	102 x 51	0.3	0.1	0.4	PBH	33
small plastic bin	10⅞″ x 5½″ x 5″	276 x 140 x 127	0.75	0.3	0.2	A203877 *	8
small snap hook	1¼″ x 4¼″ x ⅜″	32 x 127 x 76	0.3	0.1	0.1	SH **	4
spice rack	14″ x 2″	356 x 51	1.0	0.5	0.1	SR14	56
spice rack	24″ x 2″	610 x 51	1.5	0.7	0.2	SR24	60
towel rack	10½″ x 5″ x 35″	267 x 127 x 76	1.0	0.5	0.3	TR10	45
utensil hook	2½″ x 2″	64 x 51	0.3	0.1	0.1	UH **	10
wire basket	13¼″ x 5¼″ x 5″	336 x 133 x 127	0.5	0.2	0.2	WB *	29
2-deck can rack	8⅝″ x 13″ x 14″	219 x 330 x 356	1.0	0.5	0.1	CR2D	147
4-deck can rack	8¼″ x 8½″ x 28½″	210 x 216 x 724	3.0	1.3	1.2	CR4D	164
wall bracket	3″ x 4″ x 4″	76 x 102 x 102	0.2	0.1	0.1	GPWB	19
triangle shelf	24″ x 24″	610 x 610	3.6	1.6	0.5	GPS24-C	64
grid panel basket	15″ x 24″	381 x 610	2.8	1.2	0.4	GBP15-C	71

*WB requires (1) PBH. A203877 requires (1) PBH. A203879 requires (2) PBH. **All hooks are heavy gauge chrome-plated mild steel.

100 Industrial Boulevard, Clayton, DE 19938-8903 U.S.A.
Phone: 800-441-8440 or 302-653-3000. Fax: 302-653-2065
http://www.eaglegrp.com

EAGLE GROUP
Profit from the Eagle Advantage®

Snap-n-Slide® Wire Wall Shelves – see spec sheet EG01.47 NSF NEW

NEW Valu-Gard® finish!

Allows for freedom to position shelf anywhere on the brackets without the use of fasteners. Brackets can be mounted to studs with no backing required. See page 101 for Snap-n-Slide ® Wall Shelves with solid shelves.

width x length in.	mm	weight * capacity lbs.	kg	cu ft	chrome model #	list	Valu-Master® model #	list	Valu-Gard® model #	list	EAGLEgard® model #	list
12″ x 24″	305 x 610	70	31.8	0.7	SNSW1224C	96	SNSW1224V	101	SNSW1224VG	101	SNSW1224E	112
12″ x 36″	305 x 915	105	47.6	1.1	SNSW1236C	126	SNSW1236V	134	SNSW1236VG	134	SNSW1236E	145
12″ x 48″	305 x 1219	140	63.5	1.4	SNSW1248C	158	SNSW1248V	166	SNSW1248VG	166	SNSW1248E	177
12″ x 60″	305 x 1524	175	79.5	1.8	SNSW1260C	171	SNSW1260V	180	SNSW1260VG	180	SNSW1260E	194
12″ x 72″	305 x 1829	210	95.3	2.1	SNSW1272C	219	SNSW1272V	231	SNSW1272VG	231	SNSW1272E	241

* Weight capacity pertains to evenly distributed weight.

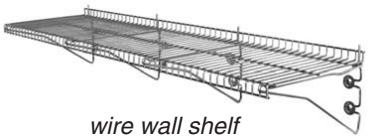

wire wall shelf

Utility Carts – see spec sheet EG01.10 NSF

A highly flexible and maneuverable transport product which can be configured in either wire or solid shelves, or a combination of both. T otal height of 40″ (1016mm) including casters. All units come with chrome handles. See page 26 for optional stainless steel handles. **Freight class is 70.0**.

LIFESTOR® Utility Carts available—see page 57.

2-shelf medium duty utility cart

3-shelf heavy duty utility cart

utility cart with solid shelf

Medium Duty…

500 lb. (227kg) maximum cart capacity featuring resilient rubber casters; 18″ (457mm)-wide carts have 4″ (102mm) casters; 21″ and 24″ (533 and 610mm) carts have 5″ (127mm) casters.

			…2-Shelf Units								…3-Shelf Units							
width x length in.	mm	cu ft	weight lbs.	kg	EAGLEbrite® model #	list	chrome model #	list	stainless steel model #	list	weight lbs.	kg	EAGLEbrite® model #	list	chrome model #	list	stainless steel model #	list
18″ x 24″	457 x 610	2.5	32	14.5	EU2-1824Z	354	EU2-1824C	394	EU2-1824S	861	37	16.7	EU3-1824Z	413	EU3-1824C	457	EU3-1824S	1120
18″ x 30″	457 x 762	2.5	35	15.8	EU2-1830Z	365	EU2-1830C	402	EU2-1830S	865	41	18.5	EU3-1830Z	429	EU3-1830C	471	EU3-1830S	1126
18″ x 36″	457 x 914	2.5	38	17.2	EU2-1836Z	374	EU2-1836C	420	EU2-1836S	872	45	20.4	EU3-1836Z	443	EU3-1836C	495	EU3-1836S	1136
21″ x 36″	533 x 914	2.9	42	19.1	EU2-2136Z	419	EU2-2136C	466	EU2-2136S	970	48	21.8	EU3-2136Z	500	EU3-2136C	556	EU3-2136S	1273
24″ x 36″	610 x 914	2.9	45	20.4	EU2-2436Z	390	EU2-2436C	437	EU2-2436S	1026	58	26.3	EU3-2436Z	472	EU3-2436C	529	EU3-2436S	1355

Heavy Duty…

800 lb. (363kg) maximum cart capacity featuring 5″ (127mm) resilient rubber casters on all units.

			…2-Shelf Units								…3-Shelf Units							
width x length in.	mm	cu ft	weight lbs.	kg	EAGLEbrite® model #	list	chrome model #	list	stainless steel model #	list	weight lbs.	kg	EAGLEbrite® model #	list	chrome model #	list	stainless steel model #	list
18″ x 36″	457 x 914	2.5	38	17.2	U2-1836Z	362	U2-1836C	407	U2-1836S	915	48	21.8	U3-1836Z	431	U3-1836C	484	U3-1836S	1179
18″ x 42″	457 x 1067	2.9	41	18.5	U2-1842Z	408	U2-1842C	423	U2-1842S	1017	52	23.6	U3-1842Z	454	U3-1842C	507	U3-1842S	1333
21″ x 36″	533 x 914	2.9	42	19.1	U2-2136Z	405	U2-2136C	453	U2-2136S	996	53	24.0	U3-2136Z	488	U3-2136C	543	U3-2136S	1299
21″ x 42″	533 x 1067	3.4	44	20.0	U2-2142Z	421	U2-2142C	470	U2-2142S	1089	56	25.4	U3-2142Z	511	U3-2142C	569	U3-2142S	1439
21″ x 48″	533 x 1219	3.9	48	21.8	U2-2148Z	435	U2-2148C	491	U2-2148S	1093	62	28.1	U3-2148Z	532	U3-2148C	600	U3-2148S	1446
24″ x 36″	610 x 914	3.3	46	20.9	U2-2436Z	410	U2-2436C	424	U2-2436S	1052	59	26.8	U3-2436Z	485	U3-2436C	515	U3-2436S	1382
24″ x 42″	610 x 1067	3.9	50	22.7	U2-2442Z	434	U2-2442C	447	U2-2442S	1180	65	29.5	U3-2442Z	520	U3-2442C	549	U3-2442S	1574
24″ x 48″	610 x 1219	4.4	52	23.6	U2-2448Z	438	U2-2448C	469	U2-2448S	1185	68	30.8	U3-2448Z	526	U3-2448C	584	U3-2448S	1580
24″ x 60″	610 x 1524	5.5	62	28.1	U2-2460Z	478	U2-2460C	518	U2-2460S	1367	83	37.6	U3-2460Z	587	U3-2460C	656	U3-2460S	1854

Utility Carts with Solid Shelf

Features two chrome finish open-wire shelves and one stainless steel solid shelf.

width x length in.	mm	caster diameter in.	mm	weight lbs.	kg	cubic feet	model #	list
18″ x 24″	457 x 610	4″	102	36	16.3	2.5	EU3-1824CS	659
18″ x 30″	457 x 762	4″	102	39	17.7	2.5	EU3-1830CS	677
18″ x 36″	457 x 914	4″	102	42	19.1	2.5	EU3-1836CS	724
21″ x 36″	533 x 914	5″	127	65	29.5	2.9	U3-2136CS	758
24″ x 36″	610 x 914	5″	127	71	32.2	3.3	U3-2436CS	771

CATALOG SECTION 1

style "A" syrup tank rack with optional drip pan shown

style "B" syrup tank rack with optional drip pan shown

Syrup Tank Racks – see spec sheet EG01.31 NSF

All models chrome-plated. **Freight class is 70.0**. Two styles available:

Style "A" – 33˝ (838mm) height
Includes one dunnage mat with frame, one 3-sided frame, four 33˝ (838mm) posts, and cable assembly.

Style "B" – 74˝ (1880mm) height
Includes one dunnage mat with frame, one 3-sided frame, four 74˝ (1880mm) posts, cable assembly , and two standard shelves.

width x length in.	mm	weight lb.	kg	cu ft	model #	list	weight lb.	kg	cu ft	model #	list
24˝ x 30˝	610 x 762	40	18.1	0.2	STR2430A	394	68	30.8	0.3	STR2430B	600
24˝ x 48˝	610 x 1219	50	22.7	0.3	STR2448A	470	88	39.9	0.4	STR2448B	728

Optional Drip Pans for Syrup Tank Racks
Stainless steel.

width x length in.	mm	weight lb.	kg	cu ft	model #	list
24˝ x 30˝	610 x 762	8	3.6	0.2	DP30	209
24˝ x 48˝	610 x 1219	12	5.4	0.3	DP48	234

Optional Cylinder Retainer for Tank Racks
Chrome-plated. Cylinders are secured to retainer to further prevent damage.

width in.	mm	weight lb.	kg	cu ft	model #	list
24˝	610	7	3.2	0.3	CRR24-C	99

modular desk/workstation

Modular Desks/Workstations – see spec sheet EG01.02

Heavy gauge type 304 stainless steel. Features two chrome cantilever open-wire shelves, 16 gauge 1˝ (25mm)-diameter chrome-plated posts with exclusive MasterSeal® coating, rear grid panel constructed of chrome and three-sided 1˝ (25mm) channel frame, and leveling feet. **Freight class is 70.0**.
Optional keyboard drawer available. To order, add suffix "**-K**" to model number (example: MD2448**-K**) and $273 to list price.

width x length in.	mm	weight lb.	kg	cubic feet	model #	list
24˝ x 36˝	610 x 914	78	35.3	1.0	MD2436	1085
24˝ x 48˝	610 x 1219	85	38.6	1.0	MD2448	1174

Optional Keyboard Station
Mounts under tabletop. 20½˝ wide x 11½˝ deep (521 x 292mm).

weight lbs.	kg	cubic feet	stainless steel model #	list
6.0	2.7	0.35	KBD-1/SS	313

mobile computer workstation

Mobile Computer Workstations – see spec sheet EG01.04

Features include cantilevered shelf, undershelf, and keyboard drawer. All shelving features patented QuadTruss® design. 38⅜˝ (981mm) working height*. 53⅝˝ (1362mm) overall height*. Stainless steel or chrome finish available. Call factory for information on casters available.

width x length in.	mm	weight lbs.	kg	cu ft	chrome model #	**list	stainless steel model #	**list
24˝ x 24˝	610 x 610	40	18.1	3.7	MCWS2424C	603	MCWS2424S	1208
30˝ x 30˝	762 x 762	56	25.4	4.5	MCWS3030C	669	MCWS3030S	1326

* Heights mentioned include optional 5˝ (127mm) casters.
** List prices do not include cost of casters or mouse shelf.
*** 24˝ x 24˝ (610 x 610mm) units feature 14˝ x 24˝ (357 x 610mm) undershelf.
30˝ x 30˝ (762 x 762mm) units feature 18˝ x 30˝ (457 x 762mm) undershelf.

Optional Mouse Shelf for Mobile Computer Workstations

width x length in.	mm	cu ft	weight lbs.	kg	model #	list
7˝ x 7˝	178 x 178	0.1	2.0	0.9	MS-C	10

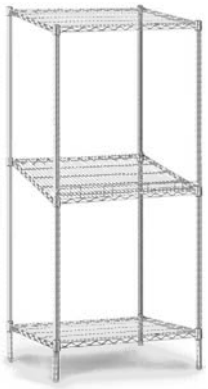

bag-n-box unit

Modular Bag-N-Box Systems – see spec sheet EG01.29 NSF

For storage and usage of syrup boxes. Each unit has one slanted shelf to allow syrup to run to front of box. Front 1˝ (25mm) ledge is provided on slanted shelf. All units are chrome-plated finish. **Freight class is 70.0**.

# of shelves & description	width x length x height in.	mm	weight lb.	kg	cu ft	model #	list
1 slanted shelf; 2 straight shelves	21˝ x 36˝ x 54˝	533 x 914 x 1372	19	8.6	0.6	B2136C	264
1 slanted shelf; 3 straight shelves	21˝ x 36˝ x 54˝	533 x 914 x 1372	33	15.0	1.8	2B2136C	327
1 slanted shelf; 4 straight shelves	21˝ x 36˝ x 54˝	533 x 914 x 1372	48	21.8	2.8	3B2136C	389
1 slanted shelf; 2 straight shelves	21˝ x 48˝ x 54˝	533 x 914 x 1372	21	9.5	0.7	B2148C	309
1 slanted shelf; 3 straight shelves	21˝ x 48˝ x 54˝	533 x 914 x 1372	39	17.6	2.2	2B2148C	382
1 slanted shelf; 4 straight shelves	21˝ x 48˝ x 54˝	533 x 914 x 1372	57	25.9	3.3	3B2148C	457

100 Industrial Boulevard, Clayton, DE 19938-8903 U.S.A.
Phone: 800-441-8440 or 302-653-3000. Fax: 302-653-2065
http://www.eaglegrp.com

EAGLE GROUP
Profit from the Eagle Advantage®

Floor-Trak™ High-Density Storage System – see spec sheet EG01.39 NSF

Non-corrosive track constructed of anodized aluminum. The system is ADA-compliant. Simple and easy to install. Can be built double deep and not impede movement. Easy to add on additional tracks and units. Open construction allows for the use of cart covers when required. Industrial-type, hardened steel bearings allow loaded units to glide effortlessly over the track. **Freight class is 70.0**.

Note: Unit will tilt if not loaded properly. Load bottom first!

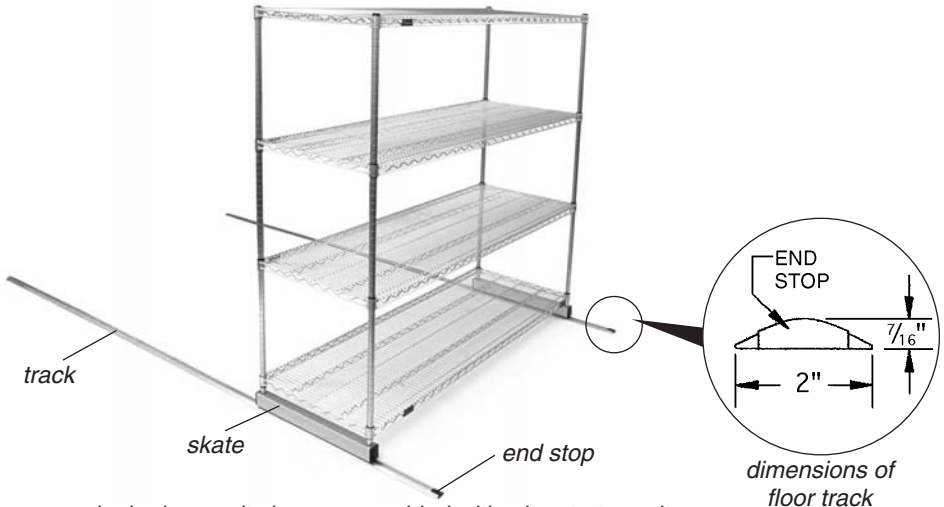

single deep unit shown assembled with wire starter unit

Single-Deep Skate Kits

Kit includes two skates and all necessar y parts and hardware. One kit is required for each mobile unit. Skates are air craft-quality aluminum with stainless steel inserts and hardened steel ball bearings. Shelves and posts sold separately (see page 9).

NEW stainless steel bumper brackets available. Adds stability to shelf unit. Set of four. **Model #SDSKATB-S. List: $239**.

width in.	width mm	weight lbs.	weight kg	cu ft	model #	list
18″	457	6	2.7	0.09	SDSK-18	561
21″	533	7	3.2	0.11	SDSK-21	581
24″	610	7	3.2	0.23	SDSK-24	606
30″	762	8	3.6	0.15	SDSK-30	676
36″	914	10	4.5	0.18	SDSK-36	894

Double-Deep Skate Kits

Kit includes three skates and all necessary parts and hardware. One kit is required for each mobile unit. Skates are air craft-quality aluminum with stainless steel inserts and hardened steel ball bearings. Shelves and posts sold separately (see page 9).

NEW stainless steel bumper brackets available. Adds stability to shelf unit. Set of six. **Model #DDSKATB-S. List: $355**.

width in.	width mm	weight lbs.	weight kg	cu ft	model #	list
18″	457	10	4.5	0.14	DDSK-18	1019
21″	533	11	5.0	0.16	DDSK-21	1048
24″	610	12	5.4	0.18	DDSK-24	1086
30″	762	14	6.4	0.23	DDSK-30	1192
36″	914	16	7.3	0.27	DDSK-36	1518

Single-Deep Floor Track Kits

Each kit consists of a pair of aluminum tracks with plastic end stops. All hardware included.

length ft.	length mm	weight lbs.	weight kg	cu ft	model #	list
6′	1829	5	2.3	0.06	SDFT-6	569
7′	2134	5	2.3	0.07	SDFT-7	645
8′	2438	6	2.7	0.08	SDFT-8	722
9′	2743	7	3.2	0.09	SDFT-9	798
10′	3048	8	3.6	0.10	SDFT-10	874
11′	3353	8	3.6	0.11	SDFT-11	951
12′	3658	9	4.1	0.12	SDFT-12	1027
13′	3962	10	4.5	0.13	SDFT-13	1104
14′	4267	11	5.0	0.14	SDFT-14	1180
15′	4572	11	5.0	0.15	SDFT-15	1257
16′	4877	12	5.4	0.16	SDFT-16	1333
17′	5181	13	5.8	0.17	SDFT-17	1409
18′	5486	14	6.4	0.18	SDFT-18	1486
19′	5791	14	6.4	0.19	SDFT-19	1562
20′	6096	15	6.8	0.20	SDFT-20	1638
21′	6401	16	6.3	0.21	SDFT-21	1714

Double-Deep Floor Track Kits

Each kit consists of three aluminum tracks with plastic end stops. All hardware included.

length ft.	length mm	weight lbs.	weight kg	cu ft	model #	list
6′	1829	7	3.2	0.09	DDFT-6	854
7′	2134	8	3.6	0.11	DDFT-7	968
8′	2438	9	4.1	0.12	DDFT-8	1082
9′	2743	10	4.5	0.14	DDFT-9	1197
10′	3048	13	5.8	0.16	DDFT-10	1311
11′	3353	14	6.4	0.17	DDFT-11	1426
12′	3658	15	6.8	0.18	DDFT-12	1541
13′	3962	16	7.3	0.20	DDFT-13	1656
14′	4267	16	7.3	0.21	DDFT-14	1770
15′	4572	17	7.7	0.23	DDFT-15	1885
16′	4877	18	8.2	0.24	DDFT-16	1999
17′	5181	19	8.6	0.26	DDFT-17	2114
18′	5486	21	9.5	0.27	DDFT-18	2229
19′	5791	22	10.0	0.29	DDFT-19	2343
20′	6096	23	10.4	0.30	DDFT-20	2458
21′	6401	24	10.9	0.32	DDFT-21	2572

NOTE: Double-deep units should not exceed depths of 10 feet (3048mm).

Inside Posts for Double-Deep Units

Each double-deep unit requires a set of four 'inside' posts (listed below) along with four standard stationar y posts. See page 9 for standard stationary posts and wire shelves (sold separately).

Sets of four 74″ (1880mm) posts									Sets of four 86″ (2184mm) posts								
weight lbs.	weight kg	cu ft	EAGLEbrite® model #	EAGLEbrite® list	chrome model #	chrome list	EAGLEgard® model #	EAGLEgard® list	weight lbs.	weight kg	cu ft	EAGLEbrite® model #	EAGLEbrite® list	chrome model #	chrome list	EAGLEgard® model #	EAGLEgard® list
17	7.7	0.1	TEP74-Z	154	TEP74-C	164	TEP74-E	180	21	9.5	0.1	TEP86-Z	160	TEP86-C	174	TEP86-E	191

IMPORTANT: Maximum post height per skate size: 18″-, 21″-, and 24″-wide skates on 74″ post height or less; 30″- and 36″-wide skates on 86″ post height or less.

CATALOG SECTION 1

Master Trak®

Overhead Track High-Density Storage System — see spec sheet EG01.18 NSF



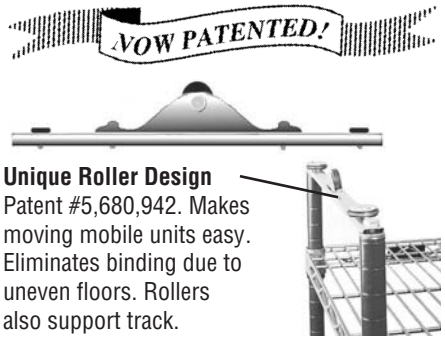

Unique Roller Design
Patent #5,680,942. Makes moving mobile units easy. Eliminates binding due to uneven floors. Rollers also support track.

* Shelves – sold separately – are available in EAGLEbrite® zinc, chrome, Valu-Master® pewter gray epoxy, EAGLEgard® green epoxy, and stainless steel finish. Maximum shelf length should not exceed 60˝ (1524mm).

Stationary End/Intermediate Unit Kits

Includes posts and all hardware necessar y for connecting stationar y end units to track. One kit is required for each end unit. End units must be anchored to the floor to prevent movement. Priced per kit. Shelves sold separately (see page 9). **Freight class is 70.0**.

with 74˝ (1880mm) Posts									with 86˝ (2184mm) Posts								
weight		cu	EAGLEbrite®		chrome		EAGLEgard®		weight		cu	EAGLEbrite®		chrome		EAGLEgard®	
lbs.	kg	ft	model #	list	model #	list	model #	list	lbs.	kg	ft	model #	list	model #	list	model #	list
17	7.7	0.1	EP74-Z	154	EP74-C	164	EP74-E	180	21	9.5	0.1	EP86-Z	160	EP86-C	174	EP86-E	191

Mobile Unit Kits

Kit includes posts, casters and all parts and necessary hardware. One kit is required for each mobile unit. Casters are 5˝ x 1½˝ (127 x 38mm) polymer. Priced per kit. Shelves sold separately (see page 9). **Freight class is 70.0**.

with 74˝ (1880mm) Posts*											with 86˝ (2184mm) Posts*										
shelf width		weight		cu	EAGLEbrite®		chrome		EAGLEgard®		shelf width		weight		cu	EAGLEbrite®		chrome		EAGLEgard®	
in.	mm	lbs.	kg	ft	model #	list	model #	list	model #	list	in.	mm	lbs.	kg	ft	model #	list	model #	list	model #	list
18˝	457	33	15.0	0.1	MUK18-Z	361	MUK18-C	401	MUK18-E	637	18˝	457	37	16.8	0.1	MUK18-Z86	376	MUK18-C86	418	MUK18-E86	647
21˝	533	34	15.4	0.1	MUK21-Z	375	MUK21-C	412	MUK21-E	646	21˝	533	38	17.2	0.1	MUK21-Z86	389	MUK21-C86	428	MUK21-E86	664
24˝	610	35	15.9	0.1	MUK24-Z	379	MUK24-C	419	MUK24-E	655	24˝	610	39	17.6	0.1	MUK24-Z86	395	MUK24-C86	436	MUK24-E86	679
30˝	762	35	15.9	0.1	MUK30-Z	386	MUK30-C	428	MUK30-E	673	30˝	762	39	17.6	0.1	MUK30-Z86	401	MUK30-C86	446	MUK30-E86	697
36˝	914	36	16.3	0.1	MUK36-Z	394	MUK36-C	448	MUK36-E	693	36˝	914	40	18.1	0.1	MUK36-Z86	408	MUK36-C86	466	MUK36-E86	714

* Casters are included in post height

Overhead Track Kits

Includes all necessary sections of track for assembling track lengths of 6´ (1829mm) up to 21´ (6401mm) and all hardware. Any kits of 9´ (2743mm) or over are shipped in 2 or more sections with joiner pieces and all hardware. A mid-stationary unit is recommended on lengths of over 30´ (9144mm). **Freight class is 70.0**.

length		weight		cu			length		weight		cu			length		weight		cu			length		weight		cu		
ft.	mm	lbs.	kg	ft	model #	list	ft.	mm	lbs.	kg	ft	model #	list	ft.	mm	lbs.	kg	ft	model #	list	ft.	mm	lbs.	kg	ft	model #	list
6´	1829	18	8.2	1.8	OHT-6	395	10´	3048	30	13.6	3.0	OHT-10	780	14´	4267	42	19.1	4.2	OHT-14	1009	18´	5486	54	24.5	5.4	OHT-18	1403
7´	2134	21	9.5	2.1	OHT-7	440	11´	3353	33	15.0	3.3	OHT-11	839	15´	4572	45	20.4	4.5	OHT-15	1226	19´	5791	57	25.9	5.7	OHT-19	1460
8´	2438	24	10.9	2.4	OHT-8	663	12´	3658	36	16.3	3.6	OHT-12	899	16´	4877	48	21.8	4.8	OHT-16	1285	20´	6096	60	27.2	6.0	OHT-20	1514
9´	2743	27	12.2	2.7	OHT-9	721	13´	3962	39	17.7	3.9	OHT-13	955	17´	5181	51	23.1	5.1	OHT-17	1343	21´	6401	63	28.6	6.3	OHT-21	1572

100 Industrial Boulevard, Clayton, DE 19938-8903 U.S.A.
Phone: 800-441-8440 or 302-653-3000. Fax: 302-653-2065
http://www.eaglegrp.com

EAGLE GROUP
Profit from the Eagle Advantage®

Adjustable Post Wire Wall Mounts… — see spec sheet EG01.14

Adjustable post wall mounts are sold as pre-packaged *end* and *mid* units, or sold as components. The pre-packaged units contain all needed components except shelves and wall bolts. Wall bolts must be selected according to wall type. **Freight class is 70.0**.

…Sold as Prepackaged Units

End units consist of two posts, single shelf brackets, and post supports. The number of shelf brackets depends on the height of the posts. A unit with 14″ (356mm) posts has one row of brackets. A unit with 33″ (838mm) posts has two rows of brackets. And so on.

Mid units consist of one post, double shelf brackets, and post supports. The number of shelf brackets corresponds to post height the same as end units. If the wall assembly is to be only one shelf long, order only one end unit. If the wall assembly is to be two shelves long, order one end and one mid unit. If the wall assembly is to be three shelves long, order one end and two mid units. And so on.

Shelves (page 9) and accessories (pages 20-26) are sold separately.

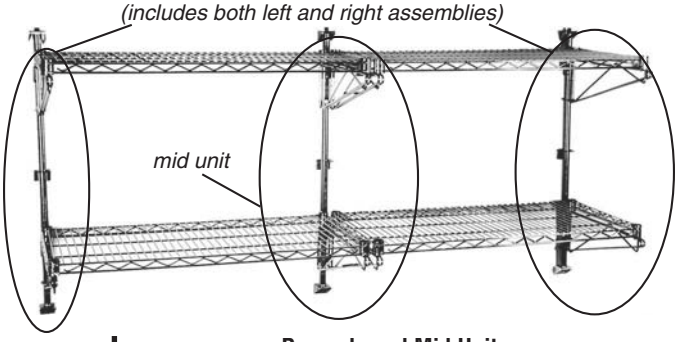

shelf post width	height	# of shelves	cu ft	weight*		Prepackaged End Units: chrome		Valu-Gard®		stainless steel		Prepackaged Mid Units: chrome		Valu-Gard®		stainless steel	
in. mm	in. mm			lbs.	kg	model #	list	model #	list	model #	list	model #	list	model #	list	model #	list
14″ 356	14″ 356	1	0.6	7	3.2	PWE14-1C	161	PWE14-1VG	161	PWE14-1S	448	PWM14-1C	104	PWM14-1VG	104	PWM14-1S	289
	33″ 838	2	0.7	14	6.4	PWE14-2C	260	PWE14-2VG	260	PWE14-2S	796	PWM14-2C	176	PWM14-2VG	176	PWM14-2S	523
	54″ 1372	3	0.7	22	10.0	PWE14-3C	360	PWE14-3VG	360	PWE14-3S	1023	PWM14-3C	248	PWM14-3VG	248	PWM14-3S	697
	63″ 1600	4	0.7	28	13.0	PWE14-4C	435	PWE14-4VG	435	PWE14-4S	1254	PWM14-4C	307	PWM14-4VG	307	PWM14-4S	875
18″ 457	14″ 356	1	0.6	8	3.6	PWE18-1C	162	PWE18-1VG	162	PWE18-1S	464	PWM18-1C	105	PWM18-1VG	105	PWM18-1S	298
	33″ 838	2	0.6	15	6.8	PWE18-2C	260	PWE18-2VG	260	PWE18-2S	830	PWM18-2C	177	PWM18-2VG	177	PWM18-2S	545
	54″ 1372	3	0.7	23	10.0	PWE18-3C	362	PWE18-3VG	362	PWE18-3S	1071	PWM18-3C	252	PWM18-3VG	252	PWM18-3S	722
	63″ 1600	4	0.7	29	13.0	PWE18-4C	437	PWE18-4VG	437	PWE18-4S	1320	PWM18-4C	310	PWM18-4VG	310	PWM18-4S	903
21″ 533	14″ 356	1	0.7	9	4.1	PWE21-1C	165	PWE21-1VG	165	PWE21-1S	466	PWM21-1C	108	PWM21-1VG	108	PWM21-1S	303
	33″ 838	2	0.8	16	7.3	PWE21-2C	268	PWE21-2VG	268	PWE21-2S	836	PWM21-2C	187	PWM21-2VG	187	PWM21-2S	551
	54″ 1372	3	0.9	25	11.0	PWE21-3C	374	PWE21-3VG	374	PWE21-3S	1078	PWM21-3C	262	PWM21-3VG	262	PWM21-3S	733
	63″ 1600	4	0.9	32	15.0	PWE21-4C	454	PWE21-4VG	454	PWE21-4S	1320	PWM21-4C	328	PWM21-4VG	328	PWM21-4S	842
24″ 610	14″ 356	1	0.7	10	4.5	PWE24-1C	165	PWE24-1VG	165	PWE24-1S	476	PWM24-1C	109	PWM24-1VG	109	PWM24-1S	302
	33″ 838	2	0.8	17	7.7	PWE24-2C	271	PWE24-2VG	271	PWE24-2S	853	PWM24-2C	187	PWM24-2VG	187	PWM24-2S	553
	54″ 1372	3	0.9	26	12.0	PWE24-3C	379	PWE24-3VG	379	PWE24-3S	1103	PWM24-3C	265	PWM24-3VG	265	PWM24-3S	743
	63″ 1600	4	0.9	34	16.0	PWE24-4C	459	PWE24-4VG	459	PWE24-4S	1363	PWM24-4C	330	PWM24-4VG	330	PWM24-4S	937

* For stainless steel units, add 1 lb. (0.5 kg) weight.

…Sold as Components

Designed to allow inter-mixing of shelf widths or customizing of units to fit specification needs. All components priced individually.

End Brackets

Must be used with posts to mount to the wall.

length		weight		cu	chrome		Valu-Gard®		stainless steel	
in.	mm	lbs.	kg	ft	model #	list	model #	list	model #	list
14″	356	3	1.4	0.5	PWB14C	39	PWB14VG	39	PWB14S	125
18″	457	4	1.8	0.6	PWB18C	40	PWB18VG	40	PWB18S	128
21″	533	5	2.3	1.0	PWB21C	41	PWB21VG	41	PWB21S	136
24″	610	6	2.7	1.0	PWB24C	43	PWB24VG	43	PWB24S	139

Mid Brackets

Must be used with posts to mount to the wall.

length		weight		cu	chrome		Valu-Gard®		stainless steel	
in.	mm	lbs.	kg	ft	model #	list	model #	list	model #	list
14″	356	6	2.7	0.5	PDWB14C	61	PDWB14VG	61	PDWB14S	191
18″	457	8	3.6	0.6	PDWB18C	63	PDWB18VG	63	PDWB18S	198
21″	533	10	4.5	1.0	PDWB21C	66	PDWB21VG	66	PDWB21S	204
24″	610	12	5.4	1.0	PDWB24C	67	PDWB24VG	67	PDWB24S	208

Posts

height		weight		cu	chrome		Valu-Gard®		stainless steel	
in.	mm	lbs.	kg	ft	model #	list	model #	list	model #	list
14″	356	2	0.9	0.1	PW14C	45	PW14VG	45	PW14S	128
33″	838	3	1.4	0.1	PW33C	57	PW33VG	57	PW33S	204
54″	1372	5	2.3	0.1	PW54C	71	PW54VG	71	PW54S	208
63″	1524	6	2.7	0.2	PW63C	73	PW63VG	73	PW63S	213

Center Support for Posts

Must be used in conjunction with post.

weight		cu	chrome		Valu-Gard®		stainless steel	
lbs.	kg	ft	model #	list	model #	list	model #	list
1	0.5	0.5	A203059	10	A218017	10	A207016	38

Stationary Wire Wall Mounts — see spec sheet EG01.14

Designed for fixed application where vertical adjustment is not required. End unit consists of one single shelf support and mounting plate. Mid unit consists of one double shelf support and mounting plate. End units* priced per piece. **Freight class is 70.0**.

length		cu	*End Units: weight		chrome		Valu-Gard®		stainless		Mid Units: weight		chrome		Valu-Gard®		stainless	
in.	mm	ft	lbs.	kg	model #	list	model #	list	model #	list	lbs.	kg	model #	list	model #	list	model #	list
14″	356	0.5	6	2.7	WB14-C	39	WB14-VG	39	WB14-S	93	8	3.6	DWB14-C	58	DWB14-VG	58	DWB14-S	139
18″	457	0.5	8	3.6	WB18-C	40	WB18-VG	40	WB18-S	97	10	4.5	DWB18-C	60	DWB18-VG	60	DWB18-S	148
21″	533	0.7	10	4.5	WB21-C	40	WB21-VG	40	WB21-S	100	12	5.5	DWB21-C	60	DWB21-VG	60	DWB21-S	151
24″	610	0.7	12	5.5	WB24-C	41	WB24-VG	41	WB24-S	104	14	6.4	DWB24-C	61	DWB24-VG	61	DWB24-S	158

stationary wall mount with shelf support and mounting plate

CATALOG SECTION 1

STAND OUTS™

Decorative Shelving

Add a Splash of Color!

Show-off your merchandise when you use our wire display shelving units in various configurations highlighted by our brilliant finishes. Open wire grid shelf allows maximum merchandise visibility. Easy to assemble. Shelf spacing adjusts in seconds. Choose from our custom and standard colors.

To order custom decorative colors, add suffix **"BM"** (black matte), **"L"** (lilac), **"M"** (maroon), **"SV"** (silver vein), **"SA"** (sapphire), **"SG"** (smoked glass), **"T"** (teal), **"GV"** (gold vein), **"CV"** (copper vein), or **"RU"** (ruby) to the desired shelf size model number when ordering. Call for custom decorative color pricing.

patented QuadTruss® design (Patent #5,390,803)

Decorative Shelves — see spec sheet EG01.34 NSF

Four plastic split sleeves included with each shelf ordered, packaged four per bag. All shelves come with black sleeves except white. White shelves come with white sleeves. **Freight class is 70.0**.

decorative four-shelf unit

width x length in.	mm	weight lbs.	kg	cubic feet	red model #	list	white model #	list	black model #	list	chrome model #	list
14″ x 24″	356 x 610	6	2.9	0.5	1424R	55	1424W	55	1424BL	55	1424C	55
14″ x 30″	356 x 762	7	3.2	0.4	1430R	58	1430W	58	1430BL	58	1430C	58
14″ x 36″	356 x 914	8	3.6	1.2	1436R	60	1436W	60	1436BL	60	1436C	60
14″ x 42″	356 x 1067	9	3.9	0.7	1442R	69	1442W	69	1442BL	69	1442C	69
14″ x 48″	356 x 1219	10	4.4	0.7	1448R	71	1448W	71	1448BL	71	1448C	71
14″ x 60″	356 x 1524	14	6.4	0.9	1460R	80	1460W	80	1460BL	80	1460C	80
14″ x 72″	356 x 1829	17	7.7	1.1	1472R	93	1472W	93	1472BL	93	1472C	93
18″ x 24″	457 x 610	7	3.2	0.4	1824R	60	1824W	60	1824BL	60	1824C	60
18″ x 30″	457 x 762	8	3.6	0.7	1830R	63	1830W	63	1830BL	63	1830C	63
18″ x 36″	457 x 914	9	3.9	0.7	1836R	65	1836W	65	1836BL	65	1836C	65
18″ x 42″	457 x 1067	11	5.0	3.5	1842R	75	1842W	75	1842BL	75	1842C	75
18″ x 48″	457 x 1219	12	5.5	0.9	1848R	77	1848W	77	1848BL	77	1848C	77
18″ x 54″	457 x 1372	15	6.8	1.2	1854R	88	1854W	88	1854BL	88	1854C	88
18″ x 60″	457 x 1524	17	7.7	1.2	1860R	91	1860W	91	1860BL	91	1860C	91
18″ x 72″	457 x 1829	20	9.1	1.3	1872R	108	1872W	108	1872BL	108	1872C	108
21″ x 24″	533 x 610	8	3.7	0.7	2124R	71	2124W	71	2124BL	71	2124C	71
21″ x 30″	533 x 762	9	4.1	0.7	2130R	74	2130W	74	2130BL	74	2130C	74
21″ x 36″	533 x 914	11	5.0	0.8	2136R	76	2136W	76	2136BL	76	2136C	76
21″ x 42″	533 x 1067	12	5.5	1.1	2142R	86	2142W	86	2142BL	86	2142C	86
21″ x 48″	533 x 1219	14	6.4	1.1	2148R	88	2148W	88	2148BL	88	2148C	88
21″ x 54″	533 x 1372	16	7.3	1.3	2154R	101	2154W	101	2154BL	101	2154C	101
21″ x 60″	533 x 1524	18	8.2	1.2	2160R	103	2160W	103	2160BL	103	2160C	103
21″ x 72″	533 x 1829	24	10.9	1.4	2172R	125	2172W	125	2172BL	125	2172C	125
24″ x 24″	610 x 610	9	4.1	0.8	2424R	75	2424W	75	2424BL	75	2424C	75
24″ x 30″	610 x 762	11	5.0	0.8	2430R	77	2430W	77	2430BL	77	2430C	77
24″ x 36″	610 x 914	13	5.9	0.8	2436R	80	2436W	80	2436BL	80	2436C	80
24″ x 42″	610 x 1067	15	6.8	1.0	2442R	94	2442W	94	2442BL	94	2442C	94
24″ x 48″	610 x 1219	16	7.3	1.2	2448R	97	2448W	97	2448BL	97	2448C	97
24″ x 54″	610 x 1372	19	8.6	1.5	2454R	112	2454W	112	2454BL	112	2454C	112
24″ x 60″	610 x 1524	21	9.5	1.5	2460R	114	2460W	114	2460BL	114	2460C	114
24″ x 72″	610 x 1829	26	11.8	1.6	2472R	136	2472W	136	2472BL	136	2472C	136

patented QuadTruss® design (Patent #5,390,803)

Display Pyramids — see spec sheet EG01.35

56″ (1422mm) overall height. 800 lbs. (363kg) weight capacity . Shelves – featuring patented QuadTruss® design – bolt together for added strength. Easy assembly . **Freight class is 70.0**.

stationary display pyramid unit

Stationary

width x length in.	mm	weight lbs.	kg	cubic feet	red model #	list	white model #	list	black model #	list	chrome model #	list
30″ x 48″	762 x 1219	68	30.9	8.3	EPS-R	665	EPS-W	665	EPS-BL	665	EPS-C	665

Mobile

width x length in.	mm	weight lbs.	kg	cubic feet	red model #	list	white model #	list	black model #	list	chrome model #	list
30″ x 48″	762 x 1219	68	30.9	8.3	EPM-R	797	EPM-W	797	EPM-BL	797	EPM-C	797

100 Industrial Boulevard, Clayton, DE 19938-8903 U.S.A.
Phone: 800-441-8440 or 302-653-3000. Fax: 302-653-2065
http://www.eaglegrp.com

EAGLE GROUP
Profit from the Eagle Advantage®

CATALOG SECTION 1

Stand-Outs™ Decorative Shelving Accessories — see spec sheet EG01.34

Inlays

Fits between posts and levels with top of shelf edge.

width x length in.	mm	weight** lbs.	kg	cu ft	Black and White Reversible. Priced per inlay. model #	list	Clear * Priced per pack of four. model #	list
14″ x 30″	356 x 762	1.0	0.5	0.2	n/a		CSI-1430	64
14″ x 36″	356 x 914	1.0	0.5	0.2	DSI-1436	46	CSI-1436	68
14″ x 48″	356 x 1219	1.0	0.5	0.2	DSI-1448	52	CSI-1448	82
14″ x 60″	356 x 1524	1.0	0.5	0.2	n/a		CSI-1460	106
18″ x 36″	457 x 914	1.0	0.5	0.2	DSI-1836	51	CSI-1836	71
18″ x 48″	457 x 1219	1.0	0.5	0.2	DSI-1848	58	CSI-1848	85
18″ x 60″	457 x 1524	1.0	0.5	0.2	n/a		CSI-1860	98
18″ x 72″	457 x 1829	1.0	0.5	0.2	n/a		CSI-1872	112
21″ x 36″	533 x 914	1.1	0.5	0.2	DSI-2136	56	CSI-2136	75
21″ x 48″	533 x 1219	1.2	0.5	0.3	DSI-2148	63	CSI-2148	88
21″ x 60″	533 x 1524	1.3	0.5	0.3	n/a		CSI-2160	100
21″ x 72″	533 x 1829	1.4	0.5	0.3	n/a		CSI-2172	114
24″ x 24″	610 x 610	1.0	0.5	0.2	DSI-2424	48	CSI-2424	65
24″ x 30″	610 x 762	1.0	0.5	0.3	n/a		CSI-2430	68
24″ x 36″	610 x 914	1.0	0.5	0.3	DSI-2436	58	CSI-2436	78
24″ x 48″	610 x 1219	1.1	0.5	0.3	DSI-2448	67	CSI-2448	91
24″ x 54″	610 x 1372	1.3	0.6	0.3	n/a		CSI-2454	101
24″ x 60″	610 x 1524	1.4	0.6	0.3	n/a		CSI-2460	115
24″ x 72″	610 x 1829	1.8	0.8	0.3	n/a		CSI-2472	126
30″ x 60″	762 x 1524	2.0	0.9	0.3	n/a		CSI-3060	181
30″ x 72″	762 x 1829	2.5	1.1	0.3	n/a		CSI-3072	185

* Actual width of CSI Inlays is minus 1 ¼″ (32mm); **Weight shown per inlay.



shelf inlay

Posts

height in.	mm	weight lbs.	kg	cu ft	Stationary Model numbers red	white	black	chrome	list	Mobile Model numbers red	white	black	chrome	list
7″	178	0.8	0.4	0.1	P7-R	P7-W	P7-BL	P7-C	12	CP7-R	CP7-W	CP7-BL	CP7-C	12
14″	356	1.0	0.5	0.1	P14-R	P14-W	P14-BL	P14-C	15	CP14-R	CP14-W	CP14-BL	CP14-C	15
33″	838	2.0	0.9	0.1	P33-R	P33-W	P33-BL	P33-C	18	CP33-R	CP33-W	CP33-BL	CP33-C	18
54″	1372	3.0	1.4	0.1	P54-R	P54-W	P54-BL	P54-C	22	CP54-R	CP54-W	CP54-BL	CP54-C	22
63″	1600	3.5	1.8	0.3	P63-R	P63-W	P63-BL	P63-C	23	CP63-R	CP63-W	CP63-BL	CP63-C	23
74″	1880	4.0	1.8	0.5	P74-R	P74-W	P74-BL	P74-C	26	CP74-R	CP74-W	CP74-BL	CP74-C	26
86″	2184	5.0	2.3	0.8	P86-R	P86-W	P86-BL	P86-C	31	CP86-R	CP86-W	CP86-BL	CP86-C	31

post

Decorative Casters

type	wheel diameter in.	mm	weight lbs.	kg	cubic feet	model #	list
swivel	2⅜″	60	0.4	0.2	0.03	A208903	13
swivel/brake	2⅜″	60	0.4	0.2	0.03	A208904	14
swivel	4″	102	0.5	0.2	0.03	A208905	23
swivel/brake	4″	102	0.5	0.2	0.03	A208906	29

Decorative Foot Plate

diameter in.	mm	model #	list
2″	51	A204942	7

decorative caster

decorative foot plate

Ledges

length in.	mm	cu ft	1″ (25mm) ledges weight lbs.	kg	Model numbers red	white	black	chrome	list	4″ (102mm) ledges weight lbs.	kg	Model numbers red	white	black	chrome	list
14″	356	0.2	0.2	0.1	L14-1R	L14-1W	L14-1BL	L14-1C	15	0.8	0.4	L14-4R	L14-4W	L14-4BL	L14-4C	18
18″	457	0.3	0.3	0.1	L18-1R	L18-1W	L18-1BL	L18-1C	16	0.9	0.4	L18-4R	L18-4W	L18-4BL	L18-4C	21
21″	533	0.3	0.4	0.2	L21-1R	L21-1W	L21-1BL	L21-1C	18	1.0	0.5	L21-4R	L21-4W	L21-4BL	L21-4C	22
24″	610	0.3	0.5	0.2	L24-1R	L24-1W	L24-1BL	L24-1C	21	1.2	0.6	L24-4R	L24-4W	L24-4BL	L24-4C	24
30″	762	0.5	0.7	0.3	L30-1R	L30-1W	L30-1BL	L30-1C	22	1.4	0.6	L30-4R	L30-4W	L30-4BL	L30-4C	29
36″	914	0.6	0.9	0.4	L36-1R	L36-1W	L36-1BL	L36-1C	24	1.6	0.7	L36-4R	L36-4W	L36-4BL	L36-4C	34
42″	1067	0.6	1.1	0.5	L42-1R	L42-1W	L42-1BL	L42-1C	27	1.8	0.8	L42-4R	L42-4W	L42-4BL	L42-4C	37
48″	1219	0.7	1.3	0.6	L48-1R	L48-1W	L48-1BL	L48-1C	28	2.0	0.9	L48-4R	L48-4W	L48-4BL	L48-4C	40
54″	1372	0.8	1.5	0.7	L54-1R	L54-1W	L54-1BL	L54-1C	29	2.2	1.0	L54-4R	L54-4W	L54-4BL	L54-4C	41
60″	1524	0.8	1.7	0.8	L60-1R	L60-1W	L60-1BL	L60-1C	32	2.4	1.1	L60-4R	L60-4W	L60-4BL	L60-4C	44
72″	1829	1.0	2.1	1.0	L72-1R	L72-1W	L72-1BL	L72-1C	37	2.6	1.2	L72-4R	L72-4W	L72-4BL	L72-4C	52

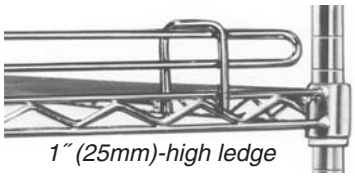

1″ (25mm)-high ledge



4″ (102mm)-high ledge

CATALOG SECTION 1

Stand-Outs™ Decorative Shelving Accessories — see spec sheet EG01.34

Shelf Dividers (NSF)

Organize shelf contents with these snap-on dividers.

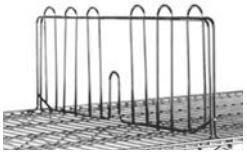

shelf divider

length in.	length mm	weight lbs.	weight kg	cubic feet	red model #	red list	white model #	white list	black model #	black list	chrome model #	chrome list
14″	356	1.0	0.5	0.6	SD14-R	22	SD14-W	22	SD14-BL	22	SD14-C	23
18″	457	1.3	0.6	0.6	SD18-R	29	SD18-W	29	SD18-BL	29	SD18-C	31
21″	533	1.5	0.7	0.8	SD21-R	32	SD21-W	32	SD21-BL	32	SD21-C	34
24″	610	2.8	0.8	1.0	SD24-R	35	SD24-W	35	SD24-BL	35	SD24-C	37
30″	762	2.2	1.0	1.2	SD30-R	44	SD30-W	44	SD30-BL	44	SD30-C	46
36″	914	2.7	1.2	1.4	SD36-R	55	SD36-W	55	SD36-BL	55	SD36-C	58

Cantilever Shelves

cantilever shelves

width x length in.	width x length mm	weight lbs.	weight kg	cu ft	red model #	red list	white model #	white list	black model #	black list	chrome model #	chrome list
12″ x 24″	305 x 610	4	1.8	0.5	CS1224-R	56	CS1224-W	56	CS1224-BL	56	CS1224-C	56
12″ x 30″	305 x 762	5	2.3	0.8	CS1230-R	62	CS1230-W	62	CS1230-BL	62	CS1230-C	62
12″ x 36″	305 x 914	6	2.7	0.8	CS1236-R	70	CS1236-W	70	CS1236-BL	70	CS1236-C	70
12″ x 42″	305 x 1067	7	3.2	0.9	CS1242-R	79	CS1242-W	79	CS1242-BL	79	CS1242-C	79
12″ x 48″	305 x 1219	8	3.6	1.0	CS1248-R	81	CS1248-W	81	CS1248-BL	81	CS1248-C	81
12″ x 54″	305 x 1371	8	3.6	1.0	CS1254-R	86	CS1254-W	86	CS1254-BL	86	CS1254-C	86
12″ x 60″	305 x 1524	9	4.1	1.0	CS1260-R	93	CS1260-W	93	CS1260-BL	93	CS1260-C	93

Etagere Top

Decorative top fits 24″ (610mm) long shelving.

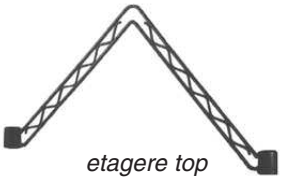

etagere top

length in.	length mm	weight lbs.	weight kg	cubic feet	red model #	red list	white model #	white list	black model #	black list	chrome model #	chrome list
24″	305	1.5	0.7	1.3	ET24-R	22	ET24-W	22	ET24-BL	22	ET24-C	22

Hanger Rails

hanger rail

Front-to-Back

width in.	width mm	weight lbs.	weight kg	cubic feet	red model #	red list	white model #	white list	black model #	black list	chrome model #	chrome list
14″	356	1.0	0.5	0.2	WR14-R	21	WR14-W	21	WR14-BL	21	WR14-C	21
18″	457	1.1	0.5	0.3	WR18-R	23	WR18-W	23	WR18-BL	23	WR18-C	23
24″	610	1.5	0.7	0.3	WR24-R	24	WR24-W	24	WR24-BL	24	WR24-C	24
30″	762	1.7	0.8	0.5	WR30-R	25	WR30-W	25	WR30-BL	25	WR30-C	25
36″	914	1.9	0.9	0.6	WR36-R	27	WR36-W	27	WR36-BL	27	WR36-C	27

Left-to-Right

width in.	width mm	weight lbs.	weight kg	cubic feet	red model #	red list	white model #	white list	black model #	black list	chrome model #	chrome list
24″	610	1.5	0.7	0.3	LR24-R	24	LR24-W	24	LR24-BL	24	LR24-C	24
30″	762	1.7	0.8	0.5	LR30-R	25	LR30-W	25	LR30-BL	25	LR30-C	25
36″	914	1.9	0.9	0.6	LR36-R	27	LR36-W	27	LR36-BL	27	LR36-C	27
42″	1067	2.0	0.9	0.6	LR42-R	29	LR42-W	29	LR42-BL	29	LR42-C	29
48″	1092	2.1	1.0	0.7	LR48-R	40	LR48-W	40	LR48-BL	40	LR48-C	40
54″	1372	2.3	1.0	0.8	LR54-R	42	LR54-W	42	LR54-BL	42	LR54-C	42
60″	1524	2.5	1.1	0.8	LR60-R	44	LR60-W	44	LR60-BL	44	LR60-C	44
66″	1676	2.7	1.2	0.9	LR66-R	48	LR66-W	48	LR66-BL	48	LR66-C	48
72″	1829	2.9	1.3	1.0	LR72-R	60	LR72-W	60	LR72-BL	60	LR72-C	60

Display Arms



display arm

Merchandising display arm for everything from pots to purses; perfect for 'quick-pick' items. Easily attaches to standard posts.

length in.	length mm	weight capacity lbs.	weight capacity kg	EAGLEbrite® model #	EAGLEbrite® list	red model #	red list	white model #	white list	black model #	black list	chrome model #	chrome list
6″	25	20	9	DA6-Z	22	DA6-R	22	DA6-W	22	DA6-BL	22	DA6-C	22

Hooks

small snap hook

large snap hook

large double snap hook

These snap-on hooks are heavy-gauge mild steel.

length x width x height in.	length x width x height mm	weight lbs.	weight kg	cu ft	description	black model #	black list	chrome model #	chrome list
1¼″ x 4¼″ x ⅜″	32 x 108 x 10	0.3	0.1	0.1	small snap hook	SH-BL	7	SH-C	7
2¼″ x 4¼″ x ⅜″	57 x 108 x 10	0.3	0.1	0.1	large snap hook	LH-BL	7	LH-C	7
2¼″ x 4¼″ x ⅜″	57 x 108 x 10	0.3	0.1	0.1	large double hook	LDH-BL	11	LDH-C	11

100 Industrial Boulevard, Clayton, DE 19938-8903 U.S.A.
Phone: 800-441-8440 or 302-653-3000. Fax: 302-653-2065
http://www.eaglegrp.com

EAGLE GROUP
Profit from the Eagle Advantage®

Stand-Outs™ Gondola Wire Shelving — see spec sheet EG01.33

Now patented. Designed for use on all major shelving fixtures such as Kent, Madix/Lozier , Royston, Streater, Universal Nolin, and PermaSteel. Features a pair of shelf brackets that are notched to securely hold the display shelf in place. Brackets can be positioned horizontally or slanted. A vailable in 3´ and 4´ (914 and 1219mm) lengths. A vailable in 18˝, 21˝, and 24˝ (457, 533, and 508mm) depths. Choose from custom and standard colors. **Freight class is 70.0**.

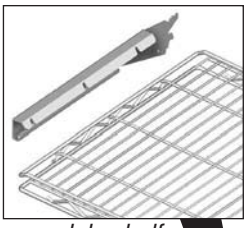

gondola shelf and bracket

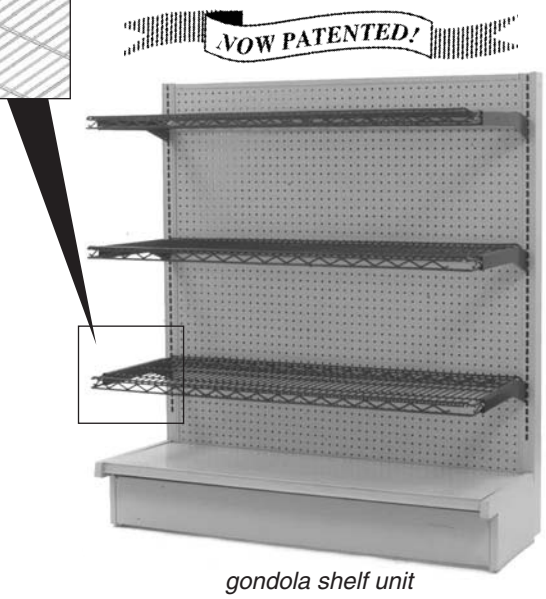

gondola shelf unit

Steps to follow when ordering:

1) **Determine decorative color of gondola shelf**. For standard colors, refer to chart below. For custom colors, add suffix **BM** (black matte), **L** (lilac), **M** (maroon), **SV** (silver vein), **SA** (sapphire), **SG** (smoked glass), **T** (teal), **GV** (gold vein), **CV** (copper vein), or **RU** (ruby) to the desired model number when ordering. **Call factory for pricing**.
2) **Determine correct brackets** . Refer to the **"Manufacturers' ID numbers"** table (below) and add the corresponding ID number to the end of the desired gondola shelf model number when ordering.

Example: Model #HG1836**BL-3** indicates an 18˝ x 36˝ (457 x 914mm) gondola shelf with black epoxy finish and brackets that fit a gondola made by Streater .

Manufacturers' ID numbers	
1-Kent	4-Madix/Lozier
2-Universal Nolin	5-Royston
3-Streater	6-PermaSteel

Gondola Shelves — Patent # 6,345,795

Price includes shelf with standard color and pair of shelf brackets.

width x length		weight		cu	red		white		black		chrome	
in.	mm	lbs.	kg	ft	model #	list	model #	list	model #	list	model #	list
18˝ x 36˝	457 x 914	12	5.8	0.7	HG1836R	80	HG1836W	80	HG1836BL	80	HG1836C	80
18˝ x 48˝	457 x 1219	15	6.8	0.9	HG1848R	93	HG1848W	93	HG1848BL	93	HG1848C	93
21˝ x 36˝	533 x 914	14	6.4	0.8	HG2136R	86	HG2136W	86	HG2136BL	86	HG2136C	86
21˝ x 48˝	533 x 1219	17	7.7	1.1	HG2148R	98	HG2148W	98	HG2148BL	98	HG2148C	98
24˝ x 36˝	610 x 914	16	7.3	0.8	HG2436R	91	HG2436W	91	HG2436BL	91	HG2436C	91
24˝ x 48˝	610 x 1219	19	8.6	1.2	HG2448R	104	HG2448W	104	HG2448BL	104	HG2448C	104

Replacement Brackets — Patent # D 435,787

Sold in pairs. Order replacement brackets to utilize standard shelves in different gondola systems.

length		weight		cu	Kent		U. Nolin		Streater		Madix/Lozier		Royston		PermaSteel	
in.	mm	lbs.	kg	ft	model	list	model	list	model	list	model	list	model	list	model	list
18˝	457	4.8	2.2	1.0	HGK18	28	HGU18	28	HGS18	28	HGML18	28	HGR18	28	HGP18	28
21˝	533	5.3	2.4	1.0	HGK21	32	HGU21	32	HGS21	32	HGML21	32	HGR21	32	HGP21	32
24˝	610	5.8	2.6	1.0	HGK24	38	HGU24	38	HGS24	38	HGML24	38	HGR24	38	HGP24	38

Wall Standards

Use for mounting directly to walls instead of gondolas, if desired. Sold and priced individually. 12 gauge zinc plated mild steel. Note: Shelving used only with Universal Nolin (suffix "-2") will fit wall standards.

height		weight		cu		
in.	mm	lbs.	kg	ft	model #	list
24˝	610	3.0	1.4	0.1	NUR24	26
36˝	914	4.5	2.0	0.1	NUR36	28
48˝	1219	6.0	2.7	0.1	NUR48	29

wall standard shown with Universal Nolin gondola bracket

CATALOG SECTION 1

Freestanding Gondola Inset Adjustable Wire Shelving — see spec sheet EG01.32

Designed for use with gondolas. These units can stand side-by-side on gondolas without size inter ference, giving shelf contents a cleaner, more efficient appearance. Patented Add-A-Shelf ® shelves and collars allow user to add or remove a shelf without disassembling entire unit. Easy assembly — no tools required.

Two Wire Shelves (top and bottom)

Featuring patented QuadT russ® design, making shelves up to 25% stronger. Shelves consist of a top mat assembly using 10 gauge mat wires spaced on ⅞″ (22mm) centers and welded to full length 6 gauge serpentine trusses.

patented QuadTruss® design
(Patent #5,390,803)

gondola inset adjustable wire shelving unit used with gondola

Two Add-A-Shelf® Center Shelves

300 lb. (136.1 kg) capacity. Shelves can be added or removed without disassembling the entire shelf unit.

Add-A-Shelf® Reverse Mat Shelves, featuring a built-in ledge, available as an alternative. See below.

Gondola Inset Wire Shelves*

Freight class is 70.0.

width x length in.	mm	weight lb.	kg	EAGLEbrite® model #	list	chrome model #	list	black model #	list	red model #	list	white model #	list
14″ x 35½″	356 x 902	8	3.6	G1436Z	52	G1436C	58	G1436BL	58	G1436R	58	G1436W	58
14″ x 47½″	356 x 1207	10	4.6	G1448Z	60	G1448C	67	G1448BL	67	G1448R	67	G1448W	67
18″ x 35½″	457 x 902	9	4.1	G1836Z	61	G1836C	65	G1836BL	65	G1836R	65	G1836W	65
18″ x 47½″	457 x 1207	12	5.5	G1848Z	73	G1848C	79	G1848BL	79	G1848R	79	G1848W	79
21″ x 35½″	533 x 902	11	5.0	G2136Z	67	G2136C	76	G2136BL	76	G2136R	76	G2136W	76
21″ x 47½″	533 x 1207	14	6.4	G2148Z	78	G2148C	88	G2148BL	88	G2148R	88	G2148W	88
24″ x 35½″	610 x 902	13	5.9	G2436Z	74	G2436C	80	G2436BL	80	G2436R	80	G2436W	80
24″ x 47½″	610 x 1207	16	7.3	G2448Z	87	G2448C	96	G2448BL	96	G2448R	96	G2448W	96

*These shelves are designed specifically for use with gondolas. They are 1/2″ (13mm) shorter than our regular wire shelving (see page 9).



inset wire shelf

Add-A-Shelf® shelf

Add-A-Shelf® for Gondola Inset Wire Shelving

To specify finish, add suffix **Z** (EAGLEbrite® zinc), **C** (chrome), **BL** (black), **R** (red), or **W** (white) to model number when ordering. For example: A1448**W** indicates a white Add-A-Shelf® shelf. Freight class is 70.0.

width x length** in.	mm	weight lb.	kg	Add-A-Shelf® Shelves model #	List prices EAGLE brite®	chrome	black	red	white	Add-A-Shelf® Reverse Mat Shelves model #	List prices EAGLE brite®	chrome	black	red	white
14″ x 36″	356 x 914	8	3.6	A1436	60	67	67	67	67	D1436	63	69	69	69	69
14″ x 48″	356 x 1219	10	4.6	A1448	69	77	77	77	77	D1448	71	80	80	80	80
18″ x 36″	457 x 914	9	4.1	A1836	70	71	71	71	71	D1836	72	74	74	74	74
18″ x 48″	457 x 1219	12	5.5	A1848	80	85	85	85	85	D1848	82	87	87	87	87
21″ x 36″	533 x 914	11	5.0	A2136	76	82	82	82	82	D2136	79	86	86	86	86
21″ x 48″	533 x 1219	14	6.4	A2148	87	94	94	94	94	D2148	89	97	97	97	97
24″ x 36″	610 x 914	13	5.9	A2436	81	87	87	87	87	D2436	85	89	89	89	89
24″ x 48″	610 x 1219	16	7.3	A2448	96	103	103	103	103	D2448	98	106	106	106	106

** Dimensions are nominal

Collars and Split Sleeves

description	model #	list
plastic split sleeves for all shelves, set of four	PLASTIC SPLIT SLEEVES	5
Add-A-Shelf® collars for Add-A-Shelf® shelves, set of four	A208891	10

Add-A-Shelf® collar

post

Posts for Gondola Inset Wire Shelving

Freight class is 50.0.

height in.	mm	weight lb.	kg	EAGLE-brite® model	list	chrome model	list	black model	list	red model	list	white model	list
14″	356	1.0	0.5	P14-Z	15	P14-C	15	P14-BL	15	P14-R	15	P14-W	15
33″	838	2.0	0.9	P33-Z	18	P33-C	18	P33-BL	18	P33-R	18	P33-W	18
54″	1372	3.0	1.4	P54-Z	22	P54-C	22	P54-BL	22	P54-R	22	P54-W	22
63″	1600	3.5	1.8	P63-Z	23	P63-C	23	P63-BL	23	P63-R	23	P63-W	23
74″	1880	4.0	1.8	P74-Z	26	P74-C	26	P74-BL	26	P74-R	26	P74-W	26
86″	2184	5.0	2.3	P86-Z	31	P86-C	31	P86-BL	31	P86-R	31	P86-W	31

100 Industrial Boulevard, Clayton, DE 19938-8903 U.S.A.
Phone: 800-441-8440 or 302-653-3000. Fax: 302-653-2065
http://www.eaglegrp.com

EAGLE GROUP
Profit from the Eagle Advantage®

Wire Display Shelving – see spec sheet EG01.21

Used primarily for gondolas. Features MasterSeal ® coating for improved rust protection. Eliminate the problem of obsolete shelving forever. Designed for use on all major shelving fixtures such as Kent, Madix/Lozier , Royston, Streater , Universal Nolin, and PermaSteel.

Features a one-piece shelf bracket (patent pending), tier notched to securely hold the display shelf in place. Brackets can be positioned horizontally or slanted. Shelving can be displayed using the 1˝ or 3˝ (25 or 76mm) integral fence by simply rotating the shelf 180°. Heavy-duty shelves can hold up to 40 lbs. (18 kg) per linear foot and feature EAGLEbrite ® zinc finish with MasterSeal ® coating. Available in 3´ and 4´ (914 and 1219mm) lengths. Available in 10˝, 12˝, 14˝, 16˝, 18˝ and 20˝ (254, 309, 356, 406, 457 and 508mm) depths.
Freight class is 70.0.

gondola with wire display shelving

Steps to follow when ordering:

1) Find your shelving system supplier in **"Manufacturers' ID Numbers"** table at lower right of this page.
2) **Determine correct brackets**. Add the corresponding ID number to the end of the desired display shelf model number when ordering. Example: Model #810365 indicates a 10˝ x 36˝ (254 x 914mm) display shelf with brackets that fit a shelving fixture made by Royston.

Display Shelves

Price includes shelf & brackets.

width x length in.	mm	weight lbs.	kg	cu ft	model #	list	width x length in.	mm	weight lbs.	kg	cu ft	model #	list
10˝ x 36˝	254 x 914	10	4.5	0.5	81036	75	10˝ x 48˝	254 x 1219	12	5.5	0.7	81048	78
12˝ x 36˝	309 x 914	11	5.0	0.7	81236	79	12˝ x 48˝	309 x 1219	13	5.9	0.7	81248	87
14˝ x 36˝	356 x 914	11	5.0	0.7	81436	82	14˝ x 48˝	356 x 1219	14	6.4	0.9	81448	92
16˝ x 36˝	406 x 914	12	5.5	0.7	81636	86	16˝ x 48˝	406 x 1219	15	6.8	0.9	81648	94
18˝ x 36˝	457 x 914	12	5.5	0.7	81836	93	18˝ x 48˝	457 x 1219	16	7.3	1.1	81848	100
20˝ x 36˝	508 x 914	13	5.9	0.7	82036	99	20˝ x 48˝	508 x 1219	17	7.7	1.1	82048	104

Replacement Brackets

Sold in pairs. Order replacement brackets to utilize standard shelves in different gondola systems.

length in.	mm	weight lbs.	kg	cu ft	Kent model	list	U. Nolin model	list	Streater model	list	Madix/Lozier model	list	Royston model	list	PermaSteel model	list
10˝	254	2.6	1.2	0.6	K10	38	U10	38	S10	38	ML10	38	R10	38	P10	38
12˝	309	3.2	1.5	0.6	K12	41	U12	41	S12	41	ML12	41	R12	41	P12	41
14˝	356	3.7	1.7	0.6	K14	44	U14	44	S14	44	ML14	44	R14	44	P14	44
16˝	406	4.3	2.0	0.6	K16	48	U16	48	S16	48	ML16	48	R16	48	P16	48
18˝	457	4.8	2.2	0.6	K18	51	U18	51	S18	51	ML18	51	R18	51	P18	51
20˝	508	5.3	2.4	0.6	K20	53	U20	53	S20	53	ML20	53	R20	53	P20	53

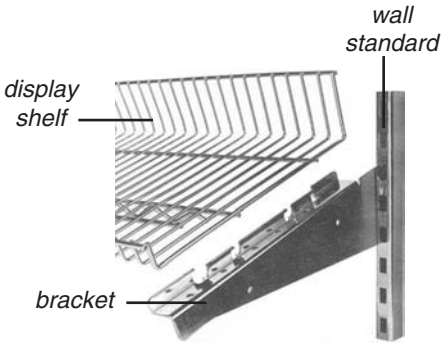

wall standard shown with display shelf and Universal Nolin bracket

Wall Standards

Use for mounting directly to walls. Sold and priced individually. Order shelving with ID #2 (Universal Nolin – see chart below) for use with wall standards.

height in.	mm	weight lbs.	kg	cu ft	model #	list
24˝	610	3.0	1.4	0.1	NUR24	26
36˝	914	4.5	2.0	0.1	NUR36	28
48˝	1219	6.0	2.7	0.1	NUR48	29

Dividers/Ends

length in.	mm	weight lbs.	kg	cu ft	model #	list
10˝	254	0.5	0.2	0.3	D10	27
12˝	309	0.6	0.3	0.4	D12	29
14˝	356	0.7	0.3	0.4	D14	31
16˝	406	0.8	0.4	0.7	D16	32
18˝	457	0.9	0.4	0.7	D18	34
20˝	508	1.0	0.5	1.0	D20	40

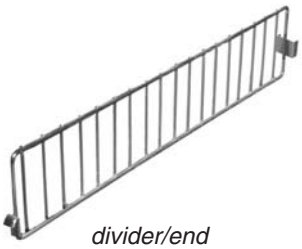

divider/end

Manufacturers' ID numbers	
1-Kent	4-Madix/Lozier
2-Universal Nolin	5-Royston
3-Streater	6-PermaSteel

CATALOG SECTION 1

1,000 LBS. EVENLY DISTRIBUTED WEIGHT CAPACITY PER SHELF!!

Quik-Set® Solid Shelving – see spec sheet EG01.23 NSF

Heavy duty. Constructed of either type 300 stainless steel or galvanized steel coated with V alu-Master® gray epoxy coating. 14 gauge or 16 gauge available. All sides of shelves are constructed with a 2˝ (51mm) downturn and marine edge. Each corner is fitted with a heavy-duty aluminum casting to accept a split sleeve. Shelves available are flat, embossed, or louvered. No tools are required for assembly . **Freight class is 70.0**.

*NEW: Shelves with Valu-Gard® green epoxy available at the same list price as shelves with V alu-Master® gray epoxy. To order, replace "**V**" in model number with "**VG**". Example: SHDS1860-**VG**F*

solid shelf—flat



solid shelf—embossed



solid shelf—louvered

Flat Solid Shelves

			Stainless Steel								Valu-Master® Gray Epoxy							
			14 gauge				16 gauge				14 gauge				16 gauge			
width x length		cu	weight				weight				weight				weight			
in.	mm	ft	lb.	kg	model #	list	lb.	kg	model #	list	lb.	kg	model #	list	lb.	kg	model #	list
18˝ x 36˝	457 x 914	0.8	24	10.9	SHDS1836SF	385	19	8.6	HDS1836SF	370	24	10.9	SHDS1836VF	223	19	8.6	HDS1836VF	215
18˝ x 42˝	457 x 1067	0.9	26	11.8	SHDS1842SF	429	21	9.5	HDS1842SF	400	26	11.8	SHDS1842VF	235	21	9.5	HDS1842VF	224
18˝ x 48˝	457 x 1219	1.0	29	13.2	SHDS1848SF	467	24	10.9	HDS1848SF	433	29	13.2	SHDS1848VF	242	24	10.9	HDS1848VF	232
18˝ x 54˝	457 x 1372	1.1	33	15.0	SHDS1854SF	509	27	12.2	HDS1854SF	475	33	15.0	SHDS1854VF	260	27	12.2	HDS1854VF	233
18˝ x 60˝	457 x 1524	1.3	36	16.3	SHDS1860SF	547	29	13.2	HDS1860SF	517	36	16.3	SHDS1860VF	271	29	13.2	HDS1860VF	256
24˝ x 36˝	610 x 914	1.0	35	15.9	SHDS2436SF	502	28	12.7	HDS2436SF	459	35	15.9	SHDS2436VF	240	28	12.7	HDS2436VF	229
24˝ x 42˝	610 x 1067	1.2	39	17.6	SHDS2442SF	548	32	14.5	HDS2442SF	517	39	17.6	SHDS2442VF	252	32	14.5	HDS2442VF	239
24˝ x 48˝	610 x 1219	1.3	43	19.5	SHDS2448SF	615	36	16.3	HDS2448SF	560	43	19.5	SHDS2448VF	261	36	16.3	HDS2448VF	247
24˝ x 54˝	610 x 1372	1.5	48	21.8	SHDS2454SF	665	41	18.6	HDS2454SF	609	48	21.8	SHDS2454VF	284	41	18.6	HDS2454VF	268
24˝ x 60˝	610 x 1524	1.7	55	24.9	SHDS2460SF	712	47	21.3	HDS2460SF	633	55	24.9	SHDS2460VF	294	47	21.3	HDS2460VF	277

Embossed Solid Shelves

			Stainless Steel								Valu-Master® Gray Epoxy							
			14 gauge				16 gauge				14 gauge				16 gauge			
width x length		cu	weight				weight				weight				weight			
in.	mm	ft	lb.	kg	model #	list	lb.	kg	model #	list	lb.	kg	model #	list	lb.	kg	model #	list
18˝ x 36˝	457 x 914	0.8	24	10.9	SHDS1836SE	421	19	8.6	HDS1836SE	408	24	10.9	SHDS1836VE	229	19	8.6	HDS1836VE	220
18˝ x 42˝	457 x 1067	0.9	26	11.8	SHDS1842SE	467	21	9.5	HDS1842SE	451	26	11.8	SHDS1842VE	240	21	9.5	HDS1842VE	231
18˝ x 48˝	457 x 1219	1.0	29	13.2	SHDS1848SE	507	24	10.9	HDS1848SE	495	29	13.2	SHDS1848VE	246	24	10.9	HDS1848VE	236
18˝ x 54˝	457 x 1372	1.1	33	15.0	SHDS1854SE	545	27	12.2	HDS1854SE	517	33	15.0	SHDS1854VE	266	27	12.2	HDS1854VE	254
18˝ x 60˝	457 x 1524	1.3	36	16.3	SHDS1860SE	580	29	13.2	HDS1860SE	543	36	16.3	SHDS1860VE	275	29	13.2	HDS1860VE	261
24˝ x 36˝	610 x 914	1.0	35	15.9	SHDS2436SE	524	28	12.7	HDS2436SE	488	35	15.9	SHDS2436VE	245	28	12.7	HDS2436VE	235
24˝ x 42˝	610 x 1067	1.2	39	17.6	SHDS2442SE	541	32	14.5	HDS2442SE	529	39	17.6	SHDS2442VE	256	32	14.5	HDS2442VE	244
24˝ x 48˝	610 x 1219	1.3	43	19.5	SHDS2448SE	584	36	16.3	HDS2448SE	562	43	19.5	SHDS2448VE	266	36	16.3	HDS2448VE	253
24˝ x 54˝	610 x 1372	1.5	48	21.8	SHDS2454SE	654	41	18.6	HDS2454SE	628	48	21.8	SHDS2454VE	288	41	18.6	HDS2454VE	274
24˝ x 60˝	610 x 1524	1.7	55	24.9	SHDS2460SE	728	47	21.3	HDS2460SE	671	55	24.9	SHDS2460VE	300	47	21.3	HDS2460VE	282

Louvered Solid Shelves

			Stainless Steel								Valu-Master® Gray Epoxy							
			14 gauge				16 gauge				14 gauge				16 gauge			
width x length		cu	weight				weight				weight				weight			
in.	mm	ft	lb.	kg	model #	list	lb.	kg	model #	list	lb.	kg	model #	list	lb.	kg	model #	list
18˝ x 36˝	457 x 914	0.8	24	10.9	SHDS1836SL	421	17	7.7	HDS1836SL	408	22	10.4	SHDS1836VL	232	17	7.7	HDS1836VL	222
18˝ x 42˝	457 x 1067	0.9	26	11.8	SHDS1842SL	467	19	8.6	HDS1842SL	451	24	10.9	SHDS1842VL	242	19	8.6	HDS1842VL	233
18˝ x 48˝	457 x 1219	1.0	29	13.2	SHDS1848SL	507	22	10.0	HDS1848SL	495	27	12.2	SHDS1848VL	249	22	10.0	HDS1848VL	239
18˝ x 54˝	457 x 1372	1.1	33	15.0	SHDS1854SL	545	25	11.3	HDS1854SL	517	31	14.5	SHDS1854VL	255	25	11.3	HDS1854VL	248
18˝ x 60˝	457 x 1524	1.3	36	16.3	SHDS1860SL	580	27	12.2	HDS1860SL	543	34	15.4	SHDS1860VL	279	27	12.2	HDS1860VL	258
24˝ x 36˝	610 x 914	1.0	35	15.9	SHDS2436SL	524	26	11.8	HDS2436SL	488	33	15.0	SHDS2436VL	247	26	11.8	HDS2436VL	237
24˝ x 42˝	610 x 1067	1.2	39	17.6	SHDS2442SL	541	30	13.6	HDS2442SL	529	37	16.8	SHDS2442VL	259	30	13.6	HDS2442VL	246
24˝ x 48˝	610 x 1219	1.3	43	19.5	SHDS2448SL	584	34	15.4	HDS2448SL	578	41	18.6	SHDS2448VL	269	34	15.4	HDS2448VL	255
24˝ x 54˝	610 x 1372	1.5	48	21.8	SHDS2454SL	654	39	17.6	HDS2454SL	628	47	21.3	SHDS2454VL	293	39	17.6	HDS2454VL	278
24˝ x 60˝	610 x 1524	1.7	55	24.9	SHDS2460SL	728	45	20.4	HDS2460SL	671	53	24.0	SHDS2460VL	304	45	20.4	HDS2460VL	286

100 Industrial Boulevard, Clayton, DE 19938-8903 U.S.A.
Phone: 800-441-8440 or 302-653-3000. Fax: 302-653-2065
http://www.eaglegrp.com

EAGLE GROUP
Profit from the Eagle Advantage®

Quik-Set® Solid Shelving — see spec sheet EG01.23A

NEW Valu-Gard® finish!

Posts

1⅝″ (42mm) diameter. Grooved in 2″ (51mm) increments.

height		weight		cubic	Valu-Master®		Valu-Gard®		stainless steel	
in.	mm	lb.	kg	feet	model #	list	model #	list	model #	list
14″	356	1.0	0.5	0.2	HDSP14-V	20	HDSP14-VG	20	HDSP14-S	47
33″	838	2.0	0.9	0.2	HDSP33-V	21	HDSP33-VG	21	HDSP33-S	66
54″	1372	3.0	1.4	0.2	HDSP54-V	25	HDSP54-VG	25	HDSP54-S	70
63″	1600	3.5	1.8	0.2	HDSP63-V	26	HDSP63-VG	26	HDSP63-S	80
74″	1880	4.0	1.8	0.2	HDSP74-V	27	HDSP74-VG	27	HDSP74-S	93
86″	2184	6.0	2.7	0.2	HDSP86-V	32	HDSP86-VG	32	HDSP86-S	104

Caster Posts

1⅝″ (42mm) diameter. Grooved in 2″ (51mm) increments.

height		weight		cubic	Valu-Master®		Valu-Gard®		stainless steel	
in.	mm	lb.	kg	feet	model #	list	model #	list	model #	list
14″	356	1.0	0.5	0.2	HDSCP14-V	20	HDSCP14-VG	20	HDSCP14-S	47
33″	838	2.0	0.9	0.2	HDSCP33-V	21	HDSCP33-VG	21	HDSCP33-S	66
54″	1372	3.0	1.4	0.2	HDSCP54-V	25	HDSCP54-VG	25	HDSCP54-S	70
63″	1600	3.5	1.8	0.2	HDSCP63-V	26	HDSCP63-VG	26	HDSCP63-S	80
74″	1880	4.0	1.8	0.2	HDSCP74-V	27	HDSCP74-VG	27	HDSCP74-S	93
86″	2184	6.0	2.7	0.2	HDSCP86-V	32	HDSCP86-VG	32	HDSCP86-S	104

post and caster

Casters… NSF

5″ (127mm)-diameter. Set of four (two swivel, two with brake). **Freight class is 65.0**.

…Zinc with Rubber Tread

weight capacity per caster			list per
lbs.	kg	model #	set
250	113.4	CAHP4-SB	400

…Polymer Cart Washable with Polymer Tread

weight capacity per caster			list per
lbs.	kg	model #	set
250	113.4	CAHW4-SB	497

cart washable casters

Adjustable Foot

weight			
lb.	kg	model #	list
0.25	0.1	301036	9

adjustable foot

Post Cap

weight			
lb.	kg	model #	list
0.25	0.1	330010	6

post cap

Spec-Master® Quik-Set® pot & pan rack

Quik-Set® Pot & Pan Racks with Embossed Shelves

NEW IN 2008

Constructed of either 14 or 16 gauge type 304 stainless steel or galvanized steel coated with Valu-Master® pewter gray epoxy. Shelves feature 2″ (51mm) downturn and marine edge. T op of shelf is die stamped with a 1″ (25mm) diameter drawn impression to provide a raised area for air cir culation. Each emboss is on 3″ (76mm) centers for the width and length. Each shelf corner is fitted with a heavy duty aluminum casting to accept a split sleeve. 69″ (1753mm) overall height. Posts offered in stainless steel or V alu-Master® pewter gray epoxy finish. 1 ⅝″ (41mm) diameter posts are grooved and numbered in 2″ (51mm) increments to ensure easy leveling and quick adjustments, and fitted with 5″ (127mm)-diameter all-polymer cart-washable swivel casters, two with brake. No tools required for assembly .

*NEW: Units with V alu-Gard® green epoxy available at the same list price as units with V alu-Master® gray epoxy. To order, replace "**V**" in model number with "**VG**". Example: PR2460**VG**E16*

			Stainless Steel								Valu-Master® Gray Epoxy							
			14 gauge				16 gauge				14 gauge				16 gauge			
width x length		cu	weight				weight				weight				weight			
in.	mm	ft	lb.	kg	model #	list	lb.	kg	model #	list	lb.	kg	model #	list	lb.	kg	model #	list
24″ x 48″	610 x 1219	1.5	188	85.3	PR2448SE14	3079	160	72.6	PR2448SE16	2991	188	85.3	PR2448VE14	1611	160	72.6	PR2448VE16	1559
24″ x 60″	610 x 1524	1.9	236	106.6	PR2460SE14	3655	204	92.5	PR2460SE16	3427	236	106.6	PR2460VE14	1747	204	92.5	PR2460VE16	1675

CATALOG SECTION 1

LIFESTOR®

Adjustable Modular Storage Shelving (NSF)

Quick and easy to assemble, LIFESTOR® components allow a wide variety of layouts to fit available space and to serve individual storage needs. The combination of stainless steel or zinc posts, rails, high density green polymer shelving sections and fittings provide a heavy duty unit that is virtually non-corrosive. Shelf sections available in either solid or louvered.

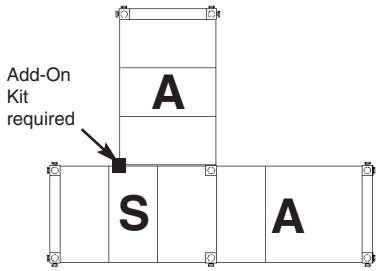

"T" shape configuration

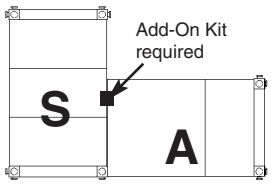

"L" shape configuration

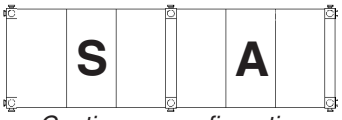

Continuous configuration

various configurations of LIFESTOR® starter (S) and add-on (A) units

FEATURING…

MICROGARD® is an antimicrobial agent which contains built-in protection to retard the growth of a broad range of bacteria, mold and mildew on shelf surface that causes stains, odors and degradation. Now standard on all LIFESTOR® Shelving.

LIFESTOR® Starter Units — see spec sheet EG01.12 (NSF)

Available with either 63″ (1600mm) or 74″ (1880mm)-high posts. Each unit features four posts and four shelves. **Freight class is 70.0**.

starter unit

shelving made of removable shelf sections (see page 55)

63″ (1600mm)-high Starter Units — With 63″ (1600mm)-high posts.

width x length in.	mm	weight lb.	kg	cu ft	w/ 4 Solid Shelves s/s model #	list	w/ 4 Louvered Shelves s/s model #	list	w/ 4 Solid Shelves EAGLEbrite® model #	list	w/ 4 Louvered Shelves EAGLEbrite® model #	list
18″ x 24″	457 x 610	42	19.1	3.6	S4-63S-S1824PM	660	S4-63S-L1824PM	608	S4-63Z-S1824PM	588	S4-63Z-L1824PM	548
18″ x 30″	457 x 762	52	23.6	4.5	S4-63S-S1830PM	672	S4-63S-L1830PM	632	S4-63Z-S1830PM	600	S4-63Z-L1830PM	556
18″ x 36″	457 x 914	60	27.2	5.6	S4-63S-S1836PM	704	S4-63S-L1836PM	680	S4-63Z-S1836PM	616	S4-63Z-L1836PM	568
18″ x 42″	457 x 1067	65	29.5	5.8	S4-63S-S1842PM	764	S4-63S-L1842PM	712	S4-63Z-S1842PM	684	S4-63Z-L1842PM	636
18″ x 48″	457 x 1219	70	31.8	6.0	S4-63S-S1848PM	812	S4-63S-L1848PM	740	S4-63Z-S1848PM	696	S4-63Z-L1848PM	648
18″ x 54″	457 x 1372	78	35.4	6.8	S4-63S-S1854PM	904	S4-63S-L1854PM	804	S4-63Z-S1854PM	784	S4-63Z-L1854PM	716
18″ x 60″	457 x 1524	86	39.0	7.6	S4-63S-S1860PM	980	S4-63S-L1860PM	816	S4-63Z-S1860PM	796	S4-63Z-L1860PM	732
23″ x 24″	584 x 610	48	21.8	4.4	S4-63S-S2324PM	756	S4-63S-L2324PM	700	S4-63Z-S2324PM	680	S4-63Z-L2324PM	632
23″ x 30″	584 x 762	60	27.2	5.6	S4-63S-S2330PM	796	S4-63S-L2330PM	712	S4-63Z-S2330PM	692	S4-63Z-L2330PM	640
23″ x 36″	584 x 914	70	31.8	6.0	S4-63S-S2336PM	832	S4-63S-L2336PM	724	S4-63Z-S2336PM	704	S4-63Z-L2336PM	652
23″ x 42″	584 x 1067	76	34.5	6.5	S4-63S-S2342PM	912	S4-63S-L2342PM	836	S4-63Z-S2342PM	816	S4-63Z-L2342PM	748
23″ x 48″	584 x 1219	82	37.2	7.2	S4-63S-S2348PM	956	S4-63S-L2348PM	852	S4-63Z-S2348PM	832	S4-63Z-L2348PM	756
23″ x 54″	584 x 1372	94	42.6	8.4	S4-63S-S2354PM	1028	S4-63S-L2354PM	948	S4-63Z-S2354PM	928	S4-63Z-L2354PM	848
23″ x 60″	584 x 1524	102	46.3	9.6	S4-63S-S2360PM	1048	S4-63S-L2360PM	960	S4-63Z-S2360PM	940	S4-63Z-L2360PM	856

74″ (1880mm)-high Starter Units — With 74″ (1880mm)-high posts.

width x length in.	mm	weight lb.	kg	cu ft	w/ 4 Solid Shelves s/s model #	list	w/ 4 Louvered Shelves s/s model #	list	w/ 4 Solid Shelves EAGLEbrite® model #	list	w/ 4 Louvered Shelves EAGLEbrite® model #	list
18″ x 24″	457 x 610	44	20.0	4.0	S4-74S-S1824PM	684	S4-74S-L1824PM	632	S4-74Z-S1824PM	608	S4-74Z-L1824PM	568
18″ x 30″	457 x 762	54	24.5	4.9	S4-74S-S1830PM	696	S4-74S-L1830PM	656	S4-74Z-S1830PM	620	S4-74Z-L1830PM	576
18″ x 36″	457 x 914	62	28.1	6.0	S4-74S-S1836PM	728	S4-74S-L1836PM	704	S4-74Z-S1836PM	636	S4-74Z-L1836PM	588
18″ x 42″	457 x 1067	67	30.4	6.2	S4-74S-S1842PM	788	S4-74S-L1842PM	736	S4-74Z-S1842PM	704	S4-74Z-L1842PM	656
18″ x 48″	457 x 1219	72	32.7	6.4	S4-74S-S1848PM	836	S4-74S-L1848PM	764	S4-74Z-S1848PM	716	S4-74Z-L1848PM	668
18″ x 54″	457 x 1372	80	36.3	7.2	S4-74S-S1854PM	928	S4-74S-L1854PM	828	S4-74Z-S1854PM	804	S4-74Z-L1854PM	736
18″ x 60″	457 x 1524	88	39.9	8.0	S4-74S-S1860PM	1004	S4-74S-L1860PM	840	S4-74Z-S1860PM	816	S4-74Z-L1860PM	752
23″ x 24″	584 x 610	50	22.7	5.0	S4-74S-S2324PM	780	S4-74S-L2324PM	724	S4-74Z-S2324PM	700	S4-74Z-L2324PM	652
23″ x 30″	584 x 762	62	28.1	6.0	S4-74S-S2330PM	820	S4-74S-L2330PM	736	S4-74Z-S2330PM	712	S4-74Z-L2330PM	660
23″ x 36″	584 x 914	72	32.7	6.4	S4-74S-S2336PM	856	S4-74S-L2336PM	748	S4-74Z-S2336PM	724	S4-74Z-L2336PM	672
23″ x 42″	584 x 1067	76	34.5	7.0	S4-74S-S2342PM	936	S4-74S-L2342PM	860	S4-74Z-S2342PM	836	S4-74Z-L2342PM	768
23″ x 48″	584 x 1219	84	38.1	7.6	S4-74S-S2348PM	980	S4-74S-L2348PM	876	S4-74Z-S2348PM	852	S4-74Z-L2348PM	776
23″ x 54″	584 x 1372	96	43.6	9.0	S4-74S-S2354PM	1052	S4-74S-L2354PM	972	S4-74Z-S2354PM	948	S4-74Z-L2354PM	868
23″ x 60″	584 x 1524	106	48.1	10.5	S4-74S-S2360PM	1072	S4-74S-L2360PM	984	S4-74Z-S2360PM	960	S4-74Z-L2360PM	876

100 Industrial Boulevard, Clayton, DE 19938-8903 U.S.A.
Phone: 800-441-8440 or 302-653-3000. Fax: 302-653-2065
http://www.eaglegrp.com

EAGLE GROUP
Profit from the Eagle Advantage®

LIFESTOR® Add-On Units — see spec sheet EG01.12 NSF

Available with either 63˝ (1600mm) or 74˝ (1880mm)-high posts. Each unit features two posts and four shelves. **Freight class is 70.0**.

63˝ (1600mm)-high Add-On Units — With 63˝ (1600mm)-high posts.

width x length in.	mm	weight lb.	kg	cu ft	w/ 4 Solid Shelves s/s model #	list	w/ 4 Louvered Shelves s/s model #	list	w/ 4 Solid Shelves EAGLEbrite® model #	list	w/ 4 Louvered Shelves EAGLEbrite® model #	list
18˝ x 24˝	457 x 610	35	15.9	2.8	A4-63S-S1824PM	536	A4-63S-L1824PM	488	A4-63Z-S1824PM	478	A4-63Z-L1824PM	442
18˝ x 30˝	457 x 762	45	20.4	3.7	A4-63S-S1830PM	548	A4-63S-L1830PM	512	A4-63Z-S1830PM	490	A4-63Z-L1830PM	450
18˝ x 36˝	457 x 914	53	24.0	4.8	A4-63S-S1836PM	576	A4-63S-L1836PM	556	A4-63Z-S1836PM	506	A4-63Z-L1836PM	462
18˝ x 42˝	457 x 1067	58	26.3	5.0	A4-63S-S1842PM	632	A4-63S-L1842PM	584	A4-63Z-S1842PM	566	A4-63Z-L1842PM	522
18˝ x 48˝	457 x 1219	63	28.6	5.2	A4-63S-S1848PM	676	A4-63S-L1848PM	612	A4-63Z-S1848PM	578	A4-63Z-L1848PM	534
18˝ x 54˝	457 x 1372	71	32.7	6.0	A4-63S-S1854PM	760	A4-63S-L1854PM	668	A4-63Z-S1854PM	658	A4-63Z-L1854PM	598
18˝ x 60˝	457 x 1524	77	34.9	6.8	A4-63S-S1860PM	832	A4-63S-L1860PM	680	A4-63Z-S1860PM	670	A4-63Z-L1860PM	610
23˝ x 24˝	584 x 610	41	18.6	3.6	A4-63S-S2324PM	624	A4-63S-L2324PM	572	A4-63Z-S2324PM	562	A4-63Z-L2324PM	518
23˝ x 30˝	584 x 762	53	24.0	4.8	A4-63S-S2330PM	660	A4-63S-L2330PM	584	A4-63Z-S2330PM	574	A4-63Z-L2330PM	526
23˝ x 36˝	584 x 914	63	28.6	5.2	A4-63S-S2336PM	696	A4-63S-L2336PM	596	A4-63Z-S2336PM	586	A4-63Z-L2336PM	538
23˝ x 42˝	584 x 1067	70	31.8	6.1	A4-63S-S2342PM	768	A4-63S-L2342PM	700	A4-63Z-S2342PM	690	A4-63Z-L2342PM	626
23˝ x 48˝	584 x 1219	75	34.0	6.4	A4-63S-S2348PM	808	A4-63S-L2348PM	712	A4-63Z-S2348PM	702	A4-63Z-L2348PM	634
23˝ x 54˝	584 x 1372	87	39.5	7.6	A4-63S-S2354PM	876	A4-63S-L2354PM	800	A4-63Z-S2354PM	790	A4-63Z-L2354PM	718
23˝ x 60˝	584 x 1524	95	43.1	8.4	A4-63S-S2360PM	892	A4-63S-L2360PM	812	A4-63Z-S2360PM	802	A4-63Z-L2360PM	726

add-on unit

74˝ (1880mm)-high Add-On Units — With 74˝ (1880mm)-high posts.

width x length in.	mm	weight lb.	kg	cu ft	w/ 4 Solid Shelves s/s model #	list	w/ 4 Louvered Shelves s/s model #	list	w/ 4 Solid Shelves EAGLEbrite® model #	list	w/ 4 Louvered Shelves EAGLEbrite® model #	list
18˝ x 24˝	457 x 610	37	16.7	3.0	A4-74S-S1824PM	548	A4-74S-L1824PM	500	A4-74Z-S1824PM	488	A4-74Z-L1824PM	452
18˝ x 30˝	457 x 762	47	21.3	3.9	A4-74S-S1830PM	560	A4-74S-L1830PM	524	A4-74Z-S1830PM	500	A4-74Z-L1830PM	460
18˝ x 36˝	457 x 914	55	24.9	5.0	A4-74S-S1836PM	588	A4-74S-L1836PM	568	A4-74Z-S1836PM	516	A4-74Z-L1836PM	472
18˝ x 42˝	457 x 1067	60	27.2	5.2	A4-74S-S1842PM	644	A4-74S-L1842PM	596	A4-74Z-S1842PM	576	A4-74Z-L1842PM	532
18˝ x 48˝	457 x 1219	65	29.4	5.4	A4-74S-S1848PM	688	A4-74S-L1848PM	624	A4-74Z-S1848PM	588	A4-74Z-L1848PM	544
18˝ x 54˝	457 x 1372	73	33.1	6.2	A4-74S-S1854PM	772	A4-74S-L1854PM	680	A4-74Z-S1854PM	668	A4-74Z-L1854PM	608
18˝ x 60˝	457 x 1524	80	36.3	7.0	A4-74S-S1860PM	844	A4-74S-L1860PM	692	A4-74Z-S1860PM	680	A4-74Z-L1860PM	620
23˝ x 24˝	584 x 610	43	19.5	4.0	A4-74S-S2324PM	636	A4-74S-L2324PM	584	A4-74Z-S2324PM	572	A4-74Z-L2324PM	528
23˝ x 30˝	584 x 762	55	24.9	5.0	A4-74S-S2330PM	672	A4-74S-L2330PM	596	A4-74Z-S2330PM	584	A4-74Z-L2330PM	536
23˝ x 36˝	584 x 991	65	29.4	5.4	A4-74S-S2336PM	708	A4-74S-L2336PM	608	A4-74Z-S2336PM	596	A4-74Z-L2336PM	548
23˝ x 42˝	584 x 1067	68	30.8	6.5	A4-74S-S2342PM	780	A4-74S-L2342PM	712	A4-74Z-S2342PM	700	A4-74Z-L2342PM	636
23˝ x 48˝	584 x 1219	77	34.9	7.6	A4-74S-S2348PM	820	A4-74S-L2348PM	724	A4-74Z-S2348PM	712	A4-74Z-L2348PM	644
23˝ x 54˝	584 x 1372	89	40.3	8.0	A4-74S-S2354PM	888	A4-74S-L2354PM	812	A4-74Z-S2354PM	800	A4-74Z-L2354PM	728
23˝ x 60˝	584 x 1524	98	44.5	8.3	A4-74S-S2360PM	904	A4-74S-L2360PM	824	A4-74Z-S2360PM	812	A4-74Z-L2360PM	736

LIFESTOR® Shelving — see spec sheet EG01.12A NSF

Shelves…

Complete with rails, side braces, solid or louvered shelf sections, and four connector kits. A vailable in 18˝ and 23˝ (457 and 584mm) shelf widths. **Freight class is 70.0**.

…for Stationary Applications – Front-to-back side braces are polymer for stationar y use.

shelf width x length* in.	mm	weight lbs.	kg	cu ft	shelves with stainless steel rails solid model #	list	louvered model #	list	shelves w/EAGLEbrite® zinc rails solid model #	list	louvered model #	list
18˝ x 24˝	457 x 610	7.0	3.2	0.5	S1824PSM	123	L1824PSM	110	S1824PZM	110	L1824PZM	100
18˝ x 30˝	457 x 762	8.5	4.6	0.7	S1830PSM	126	L1830PSM	116	S1830PZM	113	L1830PZM	102
18˝ x 36˝	457 x 914	10.0	4.5	0.9	S1836PSM	134	L1836PSM	128	S1836PZM	117	L1836PZM	105
18˝ x 42˝	457 x 1067	11.5	5.2	1.1	S1842PSM	149	L1842PSM	136	S1842PZM	134	L1842PZM	122
18˝ x 48˝	457 x 1219	13.0	5.8	1.3	S1848PSM	161	L1848PSM	143	S1848PZM	137	L1848PZM	125
18˝ x 54˝	457 x 1372	14.5	6.6	1.5	S1854PSM	184	L1854PSM	159	S1854PZM	159	L1854PZM	142
18˝ x 60˝	457 x 1524	16.0	7.3	1.7	S1860PSM	203	L1860PSM	162	S1860PZM	162	L1860PZM	146
23˝ x 24˝	584 x 610	8.5	4.6	0.7	S2324PSM	147	L2324PSM	133	S2324PZM	133	L2324PZM	121
23˝ x 30˝	584 x 762	10.0	4.5	0.9	S2330PSM	157	L2330PSM	136	S2330PZM	136	L2330PZM	123
23˝ x 36˝	584 x 914	11.5	4.8	1.1	S2336PSM	166	L2336PSM	139	S2336PZM	139	L2336PZM	126
23˝ x 42˝	584 x 1067	13.0	5.8	1.3	S2342PSM	186	L2342PSM	167	S2342PZM	167	L2342PZM	150
23˝ x 48˝	584 x 1219	14.5	5.7	1.5	S2348PSM	197	L2348PSM	171	S2348PZM	171	L2348PZM	152
23˝ x 54˝	584 x 1372	16.0	8.8	1.7	S2354PSM	215	L2354PSM	195	S2354PZM	195	L2354PZM	175
23˝ x 60˝	584 x 1524	17.5	7.9	1.9	S2360PSM	220	L2360PSM	198	S2360PZM	198	L2360PZM	177

assembled LIFESTOR® stationary unit
(see page 54 for posts)

…for Mobile Applications – Finish of front-to-back side braces match finish of side-to-side rails. Rails enhance stability .

shelf width x length * in.	mm	weight lbs.	kg	cu ft	shelves with stainless steel rails solid model #	list	louvered model #	list	shelves w/EAGLEbrite® zinc rails solid model #	list	louvered model #	list
18˝ x 24˝	457 x 610	7.0	3.2	0.5	S1824PSM-M	164	L1824PSM-M	151	S1824PZM-M	147	L1824PZM-M	137
18˝ x 30˝	457 x 762	8.5	4.6	0.7	S1830PSM-M	167	L1830PSM-M	158	S1830PZM-M	150	L1830PZM-M	139
18˝ x 36˝	457 x 914	10.0	4.5	0.9	S1836PSM-M	175	L1836PSM-M	170	S1836PZM-M	154	L1836PZM-M	142
18˝ x 42˝	457 x 1067	11.5	5.2	1.1	S1842PSM-M	190	L1842PSM-M	177	S1842PZM-M	171	L1842PZM-M	159
18˝ x 48˝	457 x 1219	13.0	5.8	1.3	S1848PSM-M	202	L1848PSM-M	185	S1848PZM-M	174	L1848PZM-M	162
18˝ x 54˝	457 x 1372	14.5	6.6	1.5	S1854PSM-M	225	L1854PSM-M	200	S1854PZM-M	196	L1854PZM-M	179
18˝ x 60˝	457 x 1524	16.0	7.3	1.7	S1860PSM-M	245	L1860PSM-M	203	S1860PZM-M	199	L1860PZM-M	183
23˝ x 24˝	584 x 610	8.5	4.6	0.7	S2324PSM-M	208	L2324PSM-M	193	S2324PZM-M	189	L2324PZM-M	177
23˝ x 30˝	584 x 762	10.0	4.5	0.9	S2330PSM-M	217	L2330PSM-M	197	S2330PZM-M	192	L2330PZM-M	179
23˝ x 36˝	584 x 914	11.5	4.8	1.1	S2336PSM-M	227	L2336PSM-M	200	S2336PZM-M	196	L2336PZM-M	183
23˝ x 42˝	584 x 1067	13.0	5.8	1.3	S2342PSM-M	247	L2342PSM-M	228	S2342PZM-M	224	L2342PZM-M	207
23˝ x 48˝	584 x 1219	14.5	5.7	1.5	S2348PSM-M	258	L2348PSM-M	232	S2348PZM-M	227	L2348PZM-M	209
23˝ x 54˝	584 x 1372	16.0	8.8	1.7	S2354PSM-M	276	L2354PSM-M	255	S2354PZM-M	251	L2354PZM-M	232
23˝ x 60˝	584 x 1524	17.5	7.9	1.9	S2360PSM-M	280	L2360PSM-M	259	S2360PZM-M	254	L2360PZM-M	234

* Shelves up to 48˝ (1219mm) long hold 400 lbs. (181.4 kg). Shelves over 48˝ (1219mm) hold 300 lbs. (136.1 kg).

LIFESTOR® Shelving (continued) — see spec sheet EG01.12A NSF

stationary post

caster post with caster

Posts — see spec sheet EG01.12A

Constructed of stainless steel or zinc plated mild steel tubing, 1 ¼″ (32mm) outside diameter, grooved at 2″ (51mm) increments for easy assembly. Post cap included. **Freight class is 50.0**.

post height in.	post height mm	weight lbs.	weight kg	cubic feet	…for Stationary use* stainless model #	list	EAGLEbrite®*** model #	list	…for Mobile use** stainless model #	list	EAGLEbrite®*** model #	list
14″	356	1.0	0.5	0.2	PP14-S	24	PP14-Z	23	CPP14-S	24	CPP14-Z	23
33″	383	2.0	0.9	0.4	PP33-S	35	PP33-Z	28	CPP33-S	35	CPP33-Z	32
54″	1372	3.0	1.4	0.4	PP54-S	37	PP54-Z	34	CPP54-S	37	CPP54-Z	34
63″	1600	3.5	1.6	0.4	PP63-S	42	PP63-Z	37	CPP63-S	42	CPP63-Z	37
74″	1880	4.0	1.8	0.5	PP74-S	48	PP74-Z	42	CPP74-S	48	CPP74-Z	42
86″	2184	5.0	2.3	0.5	PP86-S	55	PP86-Z	48	CPP86-S	55	CPP86-Z	48

* Stationary posts include adjustable feet.
** Stainless steel or zinc side braces (bottom of this page) are required for mobile use – two per shelf.
*** Zinc posts are made with a clear epoxy for walk-in cooler and freezer applications.

LIFESTOR® Dunnage Racks — see spec sheet EG01.13 NSF

1⅝″ (41mm)-diameter stainless steel legs. 1 ¼″ (32mm)-diameter stainless steel crossbracing on all four sides. Shelf panels feature MICROGARD® antimicrobial protection. 16″ (406mm) height. **Freight class is 70.0**.

stationary dunnage rack with louvered shelves

size in.	size mm	cu ft	Stationary* - 1,000 lbs. (454 kg) wt. cap. with Solid Shelves model #	list	with Louvered Shelves model #	list	Mobile** - 800 lbs. (363 kg) wt. cap. with Solid Shelves model #	list	with Louvered Shelves model #	list
18″ x 32″	457 x 813	2.0	DR-S1832PSM	475	DR-L1832PSM	471	MDR-S1832PSM	648	MDR-L1832PSM	643
18″ x 41″	457 x 1041	2.6	DR-S1841PSM	516	DR-L1841PSM	510	MDR-S1841PSM	702	MDR-L1841PSM	688
18″ x 50″	457 x 1270	3.1	DR-S1850PSM	557	DR-L1850PSM	549	MDR-S1850PSM	758	MDR-L1850PSM	749
23″ x 32″	584 x 813	2.0	DR-S2332PSM	498	DR-L2332PSM	487	MDR-S2332PSM	672	MDR-L2332PSM	661
23″ x 41″	584 x 1041	2.6	DR-S2341PSM	547	DR-L2341PSM	534	MDR-S2341PSM	734	MDR-L2341PSM	721
23″ x 50″	584 x 1270	3.1	DR-S2350PSM	595	DR-L2350PSM	579	MDR-S2350PSM	796	MDR-L2350PSM	780

* Stationary units feature stainless steel bullet feet;
** Mobile units feature four 5″ (127mm)-diameter heavy duty swivel casters with rubber tread, two with brake.

LIFESTOR® Shelving Components — see spec sheet EG01.12A

caster

Casters

For use with #CPP caster posts, and not for LIFESTOR® Dunnage Racks (above).

Note: Stainless steel or zinc side braces are required for use with casters. Two braces per shelf are required.

caster description	weight lbs.	weight kg	cubic feet	model #	list
5″ (127mm)-dia. swivel heavy-duty 250 lb. (113 kg) cap. - urethane	3.0	1.4	0.1	A205340	72
same as above with brake	3.5	1.6	0.1	A205341	81
5″ (127mm) rotary bumper, each	—	—	—	A205342	15

polymer side brace

Replacement Side Braces (front-to-back)

Two per shelf required.

shelf width in.	shelf width mm	cu ft	FOR STATIONARY USE polymer weight lbs.	weight kg	model #	list	FOR MOBILE USE zinc weight lbs.	weight kg	model #	list	stainless weight lbs.	weight kg	model #	list
18″	457	0.2	0.8	0.4	A216246	7	1.2	0.5	A211331	18	1.2	0.5	A216240	20
23″	584	0.2	1.0	0.5	A216247	12	1.5	0.7	A211332	27	1.5	0.7	A216241	29

100 Industrial Boulevard, Clayton, DE 19938-8903 U.S.A.
Phone: 800-441-8440 or 302-653-3000. Fax: 302-653-2065
http://www.eaglegrp.com

EAGLE GROUP
Profit from the Eagle Advantage®

LIFESTOR® Shelving Components (continued) — see spec sheet EG01.12A

Rails (side-to-side) NSF

Each end fits securely into a lug.

fits shelf length in.	mm	actual rail length in.	mm	weight lbs.	kg	stainless steel model #	list	EAGLEbrite® model #	list
24″	610	18 13/16″	478	1.4	0.6	A215051	27	A215152	24
30″	762	24 13/16″	631	1.8	0.8	A215052	35	A215153	29
36″	914	30 13/16″	783	2.1	0.9	A215053	42	A215154	35
42″	1067	36 13/16″	935	2.5	1.1	A215054	46	A215155	39
48″	1219	42 13/16″	1087	2.8	1.3	A215055	49	A215156	41
54″	1372	48 13/16″	1240	3.2	1.5	A215056	53	A215157	45
60″	1524	54 13/16″	1392	3.5	1.6	A215057	61	A215158	49

rail

"L" or "T" Add-On Kits NSF

Consist of "U" connector and notched shelf section. Features MICROGARD® protection. For add-on units, see page 53

shelf width in.	mm	weight lbs.	kg	cu ft	solid model #	list	louvered model #	list
18″	457	2.0	0.9	0.4	18-SM	34	18-LM	29
23″	584	2.5	1.1	0.4	23-SM	34	23-LM	29

"U" connector

louvered shelf section with notch

Connectors

description	weight lbs.	kg	cubic feet	model #	list
2-sided lug	0.4	0.2	.04	A208137	9
3-sided lug	0.4	0.2	.04	A208138	9
4-sided lug	0.4	0.2	.04	A208139	9
"U" Connector	0.2	0.1	.04	A208140	10

2-sided lug

3-sided lug

4-sided lug

"U" connector

Shelf Sections - Green polymer. Features MICROGARD® protection NSF

shelf width in.	mm	weight lbs.	kg	cu ft	solid model #	list	louvered model #	list
18″	457	1.9	0.9	0.4	A216242	16	A216244	15
23″	584	2.4	1.1	0.4	A216243	23	A216245	20


louvered shelf section

solid shelf section

Miscellaneous

description	model #	list
split sleeve*	A208141	3
adjustable foot	A208143	6
cap	A208144	3
connector cover	A208145	3

*Split sleeve must be ordered as a separate component.

split sleeve

adjustable foot

cap

LIFESTOR® Shelving Accessories – see spec sheet EG01.12A

Dividers NSF

8″ (203mm). Dividers snap onto shelf via two 16 gauge stainless steel clips. Valu-Gard® green epoxy finish. Consult factory for other finishes.

width in.	mm	weight lbs.	kg	model #	list
18″	457	1.3	0.6	LSD18-VG	31
23″	584	1.8	0.8	LSD23-VG	35

divider

Ledges NSF

Ledges snap over post without tools. Valu-Gard® green epoxy finish. Consult factory for other finishes.

length in.	mm	weight lbs.	kg	1″(25mm) model #	list	4″(102mm) model #	list
*18″	457	0.5	0.2	LSL18-1VG	19	LSL18-4VG	29
*23″	584	0.6	0.3	LSL23-1VG	21	LSL23-4VG	30
24″	610	0.6	0.3	LSL24-1VG	21	LSL24-4VG	30
30″	762	0.7	0.3	LSL30-1VG	23	LSL30-4VG	39
36″	914	0.8	0.3	LSL36-1VG	33	LSL36-4VG	46
42″	1067	0.9	0.3	LSL42-1VG	35	LSL42-4VG	48
48″	1219	0.8	0.4	LSL48-1VG	37	LSL48-4VG	56
54″	1372	1.2	0.5	LSL54-1VG	40	LSL54-4VG	58
60″	1524	1.4	0.5	LSL60-1VG	43	LSL60-4VG	59

*Front-to-back. All other lengths are used side-to-side.

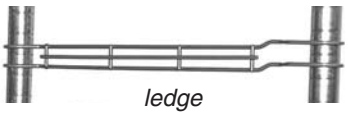
ledge

CATALOG SECTION 1

LIFESTOR® Shelving Accessories (continued) – see spec sheet EG01.12A

shelf slide clip

tote slide system

Tote Slide Systems

Only available for 23″ (584mm) wide shelves. System is suspended from the unit's rails via four shelf slide clips (sold separately). Load capacity up to 35 lbs. (15.9 kg).

width x length x depth in.	mm	weight lbs.	kg	cubic feet	model #	list
14″ x 21⅝″ x 10¼″	356 x 683 x 260	5.0	2.3	2.0	TS1421	115
20″ x 21⅝″ x 10¼″	508 x 683 x 260	4.7	2.1	3.8	TS2021	120

Shelf Slide Clips for Tote Slide Systems

Set of four.

weight lbs.	kg	cubic feet	model #	list
0.5	0.2	0.1	SSC	47



enclosure panel

Enclosure Panels NSF

3″ (76mm) grid. Panels attach to shelf via six 14 gauge stainless steel clips. A flat blade screwdriver is required for installation. Valu-Gard® green epoxy finish. Consult factory for other finishes.

width in.	mm	for 54″ (1372mm) post height model #	list	for 63″ (1600mm) post height model #	list	for 74″ (1880mm) post height model #	list
12″	305	LSE1254-VG	115	LSE1263-VG	147	LSE1274-VG	165
18″	457	LSE1854-VG	117	LSE1863-VG	156	LSE1874-VG	172

Ordering requirements for Enclosure Panels:

Panels for 63″ (1600mm) posts used as example below.

shelf width in.	mm	enclosure panel model #	qty
18″	457	LSE1263-VG	1
23″	584	LSE1863-VG	1

shelf length in.	mm	enclosure panel model #	qty
24″	610	LSE1263-VG	1
30″	762	LSE1863-VG	1
36″	914	LSE1263-VG	2
42″	1067	LSE1863-VG	2
48″	1219	LSE1863-VG	2
54″	1372	LSE1263-VG	4
60″	1524	LSE1863-VG	3

tray drying racks

Tray Drying Racks

Perfect for bun pans, cutting boards, ser ver trays and pizza pans. Fits 48″ (1219mm)-long shelves or longer. Features 14 or 28 holding slots. Constructed of 6 gauge wire with Valu-Gard® green epoxy coating.

spacing in.	mm	number of slots	18″ RACKS model #	list	23″ RACKS model #	list
1½″	38	28	TR18481-VG	115	TR23481-VG	115
3″	76	14	TR18483-VG	108	TR23483-VG	109

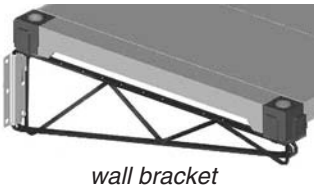

wall bracket

Wall Brackets

LIFESTOR® can now be mounted to the wall! Each bracket consists of one single shelf support and one mounting plate. V alu-Gard® green epoxy finish.

for shelf width in.	mm	weight lbs.	kg	cubic feet	model #	list per pair
18″	457	10	4.5	0.5	LWB18-VG	56
23″	584	14	6.4	0.7	LWB23-VG	64

100 Industrial Boulevard, Clayton, DE 19938-8903 U.S.A.
Phone: 800-441-8440 or 302-653-3000. Fax: 302-653-2065
http://www.eaglegrp.com

EAGLE GROUP
Profit from the Eagle Advantage®

Floor-Trak™ Storage System designed for LIFESTOR® Polymer Shelving NEW

– see spec sheet EG01.40 NSF

Non-corrosive tracks constructed of anodized aluminum. The system is ADA-compliant. Simple and easy to install. Easy to add on additional tracks and units. Open construction allows for the use of cart covers when required. Industrial-type, hardened steel bearings allow loaded units to glide effortlessly over the track. Single-deep only . LIFESTOR® shelves and posts sold separately (see pages 53 & 54—not for use with LIFESTOR® starter units). **Freight class is 70.0**.

Note: Unit will tilt if not loaded properly. Load bottom first!

Skate Kits

Kit includes two skates and all necessar y parts and hardware. Skates are air craft-quality aluminum with stainless steel inserts and hardened steel ball bearings. One kit is required for each mobile unit.

NOTE: Skate kits require the use of one of the post kits listed in chart below photo.

width in.	width mm	weight lbs.	weight kg	cu ft	model #	list
18″	457	6	2.7	0.09	LSDSK-18	544
23″	584	7	3.2	0.23	LSDSK-23	588

Floor Track Kits

Each kit consists of a pair of aluminum tracks with end stops. All hardware and assembly instructions included. For tracks longer than 21´ (6401mm), order multiple tracks. Example: for 30´ (9144mm), use one 20´ (6096mm) track and one 10´ (3048mm) track.

width ft.	width mm	weight lbs.	weight kg	cu ft	model #	list
6´	1829	5	2.3	0.06	SDFT-6	569
7´	2134	5	2.3	0.07	SDFT-7	645
8´	2438	6	2.7	0.08	SDFT-8	722
9´	2743	7	3.2	0.09	SDFT-9	798
10´	3048	8	3.6	0.10	SDFT-10	874
11´	3353	8	3.6	0.11	SDFT-11	951
12´	3658	9	4.1	0.12	SDFT-12	1027
13´	3962	10	4.5	0.13	SDFT-13	1104
14´	4267	11	5.0	0.14	SDFT-14	1180
15´	4572	11	5.0	0.15	SDFT-15	1257
16´	4877	12	5.4	0.16	SDFT-16	1333
17´	5181	13	5.8	0.17	SDFT-17	1409
18´	5486	14	6.4	0.18	SDFT-18	1486
19´	5791	14	6.4	0.19	SDFT-19	1562
20´	6096	15	6.8	0.20	SDFT-20	1638
21´	6401	16	6.3	0.21	SDFT-21	1714

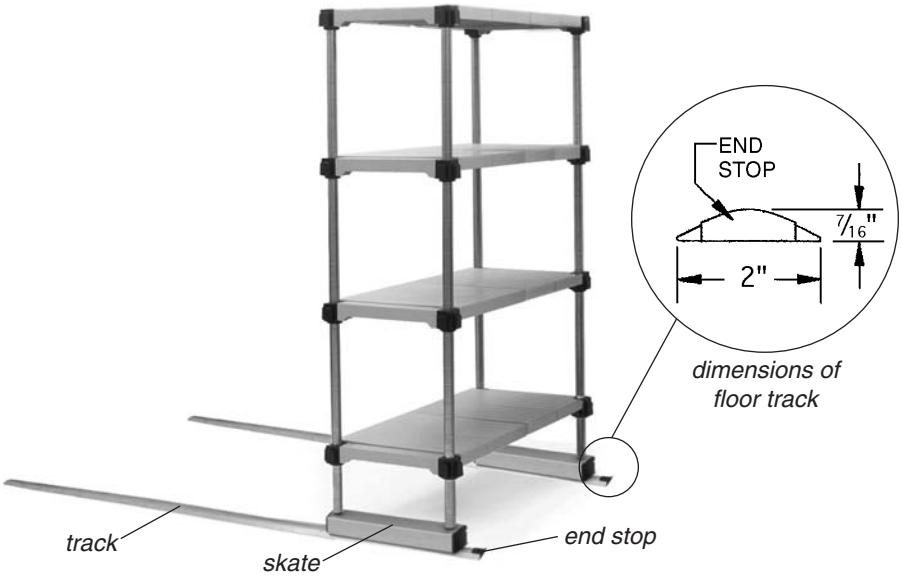

Floor-trak™ unit shown assembled with LIFESTOR® starter unit

Post Kits for use with Floor-Trak™ Skate Kits

Required for use with Skate Kits. Each kit includes four 16 gauge type 304 posts and hardware.

post height in.	post height mm	weight lbs.	weight kg	stainless steel model #	stainless steel list
63″	1600	17	7.7	TLEP63-S	469
74″	1880	20	9.0	TLEP74-S	535

NEW

Bumper Brackets for use with Floor-Trak™ Skate Kits

Stainless steel. Adds stability to shelf unit. Set of four.

model #	list
SDSKATB-S	239

LIFESTOR® Utility Carts – see spec sheet EG01.41 NSF

Allows for removal or adjustment of shelves without disassembling entire cart. Green polymer shelving sections are non-corrosive, dishwasher-safe, and feature MICROGARD® antimicrobial protection. Easy to assemble in minutes—only one person required. All units feature three tiers. Heavy duty 5″(127mm)-diameter swivel casters with rotar y bumper, two with brake.

with Stainless Steel Finish

shelf size in.	shelf size mm	with solid shelves model #	with solid shelves list	with louvered shelves model #	with louvered shelves list
18″ x 36″	457 x 914	U3-S1836PSM	929	U3-L1836PSM	912
18″ x 48″	457 x 1219	U3-S1848PSM	1028	U3-L1848PSM	1003
23″ x 36″	584 x 914	U3-S2336PSM	1023	U3-L2336PSM	980
23″ x 48″	584 x 1219	U3-S2348PSM	1160	U3-L2348PSM	1100

with EAGLEbrite® Zinc Finish

shelf size in.	shelf size mm	with solid shelves model #	with solid shelves list	with louvered shelves model #	with louvered shelves list
18″ x 36″	457 x 914	U3-S1836PZM	734	U3-L1836PZM	716
18″ x 48″	457 x 1219	U3-S1848PZM	877	U3-L1848PZM	803
23″ x 36″	584 x 914	U3-S2336PZM	803	U3-L2336PZM	762
23″ x 48″	584 x 1219	U3-S2348PZM	911	U3-L2348PZM	851

LIFESTOR® utility cart

CATALOG SECTION 1

LIFESTOR® Master Trak®

Overhead Track Polymer Storage System

— see spec sheet EG01.30 NSF

LIFESTOR® Master Trak® Overhead Polymer System

- Now standard with MICROGARD®, an antimicrobial agent which contains built-in protection to prevent the growth of a broad range of bacteria, mold and mildew on the surface of the shelves that cause stains, odors and degradation.
- Features stationary units, mobile unit, and overhead track.
- Maximizes storage in a minimum of space.
- Smooth polymer shelf surfaces for ease of on-off product removal.
- Removable shelf mats are dishwasher-safe for sanitation.
- Makes cleaning easier with safe access to all units and shelf contents.
- Quick and easy assembly.
- All units include hardware necessary for connecting units to overhead track.
- Overhead track available in lengths ranging from 6´ to 21´ (1829 to 6401mm).
- Optional ledges, dividers and enclosure panels available. See pages 55 and 56.

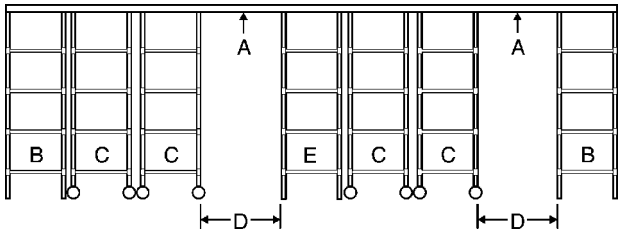

Components

Shelves sold separately (see page 53).

A overhead track
B stationary end units
C mobile units
D open aisle—30˝ to 36˝ (762 to 914mm) is recommended
E stationary mid unit (optional—use same model # as stationary end unit kit)

Additional Notes:

- End-stationary units and mid-stationary units must have a minimum of four shelves.
- The width of the end-stationary units and mid-stationary units should be the same or bigger than the width of the mobile units.
- Posts on all units are 74˝ (1880mm) and grooved in 1˝ (25mm) increments. Shelves sold separately (see page 53).
- Recommended aisle widths are 30˝- 36˝ (762-914mm). However, larger items stored within the system may require an aisle width over 36˝ (914mm).
- Mobile units require stainless steel or zinc side braces, not polymer (see page 54).

Stationary Units

Positioned on each end, and also serve as a mid unit. A maximum of three mobile units and 36˝ (914mm) aisle space is allowed before a mid unit is necessary. Stationary units must be bolted to the floor. Each unit consists of four 16 gauge type 304 posts, stainless steel footplates, and hardware. **Freight class is 50.0**.

post height		weight		stainless steel	
in.	mm	lbs.	kg	model #	list
74˝	1880	17	7.7	LEP74-S	521

Mobile Unit Kits

Consists of one 14 gauge stainless steel dolly frame featuring four 5˝ (127mm) rigid poly casters and four 1˝ (25mm)-thick gray PVC corner bumpers, four 16 gauge type 304 stainless steel posts, and hardware. **Freight class is 70.0**.

width x length		weight			
in.	mm	lbs.	kg	model #	list
18˝ x 36˝	457 x 914	54	24.5	LMUK1836-S	1186
18˝ x 42˝	457 x 1067	57	25.9	LMUK1842-S	1202
18˝ x 48˝	457 x 1219	60	27.2	LMUK1848-S	1217
18˝ x 54˝	457 x 1372	62	28.1	LMUK1854-S	1239
18˝ x 60˝	457 x 1524	64	29.0	LMUK1860-S	1260
23˝ x 36˝	584 x 914	62	28.1	LMUK2336-S	1205
23˝ x 42˝	584 x 1067	63	28.6	LMUK2342-S	1221
23˝ x 48˝	584 x 1219	64	29.0	LMUK2348-S	1236
23˝ x 54˝	584 x 1372	66	29.9	LMUK2354-S	1255
23˝ x 60˝	584 x 1524	68	30.8	LMUK2360-S	1321

Overhead Track Units

Each track unit consists of two 2˝ x 2˝ x ¼˝ (51 x 51 x 6mm) aluminum channel for lengths up to 9´ (2743mm). Any unit 10´ (3048mm) or longer will have multiple track sections. Each section will be joined with a 2˝ x 2˝ (51 x 51mm) 14 gauge stainless steel connector and hardware to join tracks. **Freight class is 70.0**.

length		weight				length		weight			
ft.	mm	lbs.	kg	model #	list	ft.	mm	lbs.	kg	model #	list
6´	1829	18	8.2	LOHT-6	391	14´	4267	42	19.1	LOHT-14	842
7´	2134	21	9.5	LOHT-7	419	15´	4572	45	20.4	LOHT-15	864
8´	2438	24	10.9	LOHT-8	452	16´	4877	48	21.8	LOHT-16	870
9´	2743	27	12.2	LOHT-9	486	17´	5181	51	23.1	LOHT-17	878
10´	3048	30	13.6	LOHT-10	708	18´	5486	54	24.5	LOHT-18	903
11´	3353	33	15.0	LOHT-11	792	19´	5791	57	25.9	LOHT-19	1119
12´	3658	36	16.3	LOHT-12	820	20´	6096	60	27.2	LOHT-20	1150
13´	3962	39	17.6	LOHT-13	834	21´	6401	63	28.6	LOHT-21	1161

100 Industrial Boulevard, Clayton, DE 19938-8903 U.S.A.
Phone: 800-441-8440 or 302-653-3000. Fax: 302-653-2065
http://www.eaglegrp.com

EAGLE GROUP
Profit from the Eagle Advantage®

CANTILEVER SHELVING SYSTEMS

For Use with Both Standard Wire and Solid Shelving — see spec sheet EG01.45

- Cantilever shelving systems were designed with convenience in mind.
- Requires no post supports to get in the way , making shelf loading and unloading easier.
- For use with both wire and solid shelving.
- Eliminates the posts and creates open floor space.

Cantilever shelving components are listed on pages 59 through 62.



Features Include:

- 100% usable shelving sur face, from section to section, wall to wall, and front to back. There are no posts to restrict stock placement. Floor is unobstructed.
- Infinite height adjustability, no slots or keyholes to line up for leveling. Shimming is eliminated.
- Wall-mounted shelving requires no support from the floor. Floor area is therefore open and easily maintained.
- All components are made of heavy gauge steel.
- Heavy-duty, rugged construction.

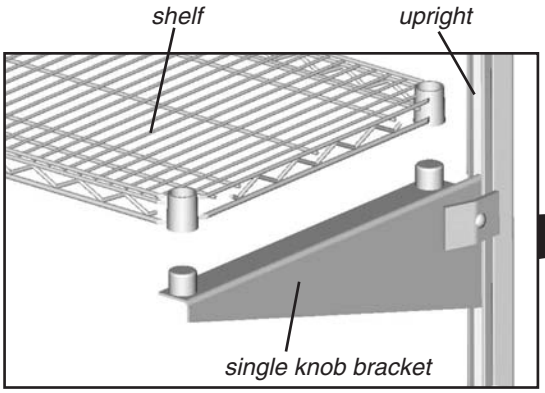

wire shelf, bracket, upright, and hardware

cantilever wire shelving unit

standard upright

Standard Uprights

For wall-mounted storage. 14 gauge. Continuously seam-welded. Rust and corrosion resistant. A vailable in zinc, stainless steel, or aluminum finish. Regular or NSF-approved.

Note: Prices do not include ceiling brackets.

			Zinc						Stainless Steel						Aluminum					
length		cu	weight		REGULAR		NSF		weight		REGULAR		NSF		weight		REGULAR		NSF	
in.	mm	ft	lb.	kg	model #	list	model #	list	lb.	kg	model #	list	model #	list	lb.	kg	model #	list	model #	list
12″	305	0.02	1	0.5	MMU-1	20	MMNSU-1	22	1	0.5	MMUSS-1	68	MMNSUSS-1	72	1	0.5	MMU/A-1	20	MMNSU/A-1	22
24″	610	0.04	3	1.4	MMU-2	36	MMNSU-2	38	3	1.4	MMUSS-2	122	MMNSUSS-2	127	2	0.9	MMU/A-2	36	MMNSU/A-2	38
36″	914	0.06	4	1.8	MMU-3	57	MMNSU-3	60	4	1.8	MMUSS-3	185	MMNSUSS-3	192	2	0.9	MMU/A-3	57	MMNSU/A-3	60
48″	1219	0.08	6	2.7	MMU-4	67	MMNSU-4	72	5	2.3	MMUSS-4	243	MMNSUSS-4	257	3	1.4	MMU/A-4	67	MMNSU/A-4	72
60″	1524	0.10	7	3.2	MMU-5	84	MMNSU-5	91	7	3.2	MMUSS-5	307	MMNSUSS-5	323	4	1.8	MMU/A-5	84	MMNSU/A-5	91
72″	1829	0.13	9	4.1	MMU-6	100	MMNSU-6	107	8	3.6	MMUSS-6	364	MMNSUSS-6	382	4	1.8	MMU/A-6	100	MMNSU/A-6	107
84″	2134	0.15	10	4.5	MMU-7	118	MMNSU-7	127	9	4.1	MMUSS-7	424	MMNSUSS-7	446	5	2.3	MMU/A-7	118	MMNSU/A-7	127
96″	2438	0.17	11	5.0	MMU-8	135	MMNSU-8	146	11	5.0	MMUSS-8	484	MMNSUSS-8	507	6	2.7	MMU/A-8	135	MMNSU/A-8	146
108″	2743	0.19	13	5.8	MMU-9	153	MMNSU-9	166	12	5.4	MMUSS-9	543	MMNSUSS-9	571	7	3.2	MMU/A-9	153	MMNSU/A-9	165
120″	3048	0.21	14	6.4	MMU-10	171	MMNSU-10	183	13	5.8	MMUSS-10	603	MMNSUSS-10	635	7	3.2	MMU/A-10	171	MMNSU/A-10	183
144″	3658	0.23	17	7.7	MMU-12	209	MMNSU-12	225	16	7.3	MMUSS-12	725	MMNSUSS-12	761	9	4.1	MMU/A-12	209	MMNSU/A-12	225
156″	3962	0.25	20	9.0	MMU-14	245	n/a		-		n/a		n/a		10	4.5	MMU/A-14	245	MMNSU/A-14	262
168″	4267	0.30	23	10.4	MMU-16	279	n/a		-		n/a		n/a		12	5.4	MMU/A-16	279	MMNSU/A-16	318

CATALOG SECTION 1

Cantilever Shelving System Components – see spec sheet EG01.45

Designed for convenience and maximum accessibility to shelf contents. Utilizes cantilever shelving instead of four posts and post supports that can get in the way. Infinite height adjustability. Components are extra heavy gauge steel. **Freight class is 70.0**.

back-to-back upright —floor-to-ceiling

Back-To-Back Uprights — Floor-To-Ceiling

For center room storage. Attaches to floor and ceiling. T wo uprights are bolted or welded back-to-back. A vailable in zinc, stainless steel, or aluminum finish. Regular or NSF-approved.

Note: Prices do not include ceiling brackets.

			Zinc						Stainless Steel						Aluminum			
length		cu	weight		REGULAR		NSF		weight		REGULAR		NSF		weight		REGULAR ONLY	
in.	mm	ft	lb.	kg	model #	list	model #	list	lb.	kg	model #	list	model #	list	lb.	kg	model #	list
48″	1219	0.29	11	5.0	MMBB/FC-4	145	MMNSBB/FC-4	157	11	5.0	MMBBSS/FC-4	487	MMNSBBSS/FC-4	558	11	5.0	MMBB/FC/A-4	145
60″	1524	0.37	14	6.4	MMBB/FC-5	181	MMNSBB/FC-5	197	24	10.9	MMBBSS/FC-5	611	MMNSBBSS/FC-5	702	14	6.4	MMBB/FC/A-5	181
72″	1829	0.44	17	7.7	MMBB/FC-6	219	MMNSBB/FC-6	237	28	12.7	MMBBSS/FC-6	725	MMNSBBSS/FC-6	833	17	7.7	MMBB/FC/A-6	219
84″	2134	0.51	20	9.0	MMBB/FC-7	257	MMNSBB/FC-7	278	33	15.0	MMBBSS/FC-7	846	MMNSBBSS/FC-7	973	20	9.0	MMBB/FC/A-7	257
96″	2438	0.59	23	10.4	MMBB/FC-8	295	MMNSBB/FC-8	320	38	17.2	MMBBSS/FC-8	965	MMNSBBSS/FC-8	1109	23	10.4	MMBB/FC/A-8	295
108″	2743	0.66	26	11.8	MMBB/FC-9	333	MMNSBB/FC-9	360	42	19.1	MMBBSS/FC-9	1085	MMNSBBSS/FC-9	1247	26	11.8	MMBB/FC/A-9	333
120″	3048	0.73	29	13.2	MMBB/FC-10	459	MMNSBB/FC-10	401	47	21.3	MMBBSS/FC-10	1205	MMNSBBSS/FC-10	1387	29	13.2	MMBB/FC/A-10	459
144″	3658	0.88	34	15.4	MMBB/FC-12	473	MMNSBB/FC-12	497	57	25.9	MMBBSS/FC-12	1448	MMNSBBSS/FC-12	1663	34	15.4	MMBB/FC/A-12	473



heavy-duty back-to-back upright

NEW in 2008

Heavy-Duty Back-To-Back Uprights — Floor-To-Ceiling

Double-faced unitized uprights. For center room storage. Attaches to floor and ceiling. T wo uprights are bolted or welded back-to-back. Available in zinc, stainless steel, or aluminum finish. Regular or NSF-approved.

Note: Prices do not include ceiling brackets.

			Zinc						Stainless Steel						Aluminum			
length		cu	weight		REGULAR		NSF		weight		REGULAR		NSF		weight		REGULAR ONLY	
in.	mm	ft	lb.	kg	model #	list	model #	list	lb.	kg	model #	list	model #	list	lb.	kg	model #	list
48″	1219	0.29	20	9.0	MMBB-4	282	MMNSBB-4	320	11	5.0	MMBBSS-4	653	MMNSBBSS-4	749	14	6.4	MMBB/A-4	286
60″	1524	0.37	25	11.3	MMBB-5	333	MMNSBB-5	383	24	10.9	MMBBSS-5	821	MMNSBBSS-5	943	17	7.7	MMBB/A-5	324
72″	1829	0.44	30	13.6	MMBB-6	400	MMNSBB-6	459	28	12.7	MMBBSS-6	989	MMNSBBSS-6	1137	21	9.5	MMBB/A-6	387
84″	2134	0.51	35	15.9	MMBB-7	467	MMNSBB-7	535	33	15.0	MMBBSS-7	1154	MMNSBBSS-7	1322	24	10.9	MMBB/A-7	455
96″	2438	0.59	40	18.1	MMBB-8	535	MMNSBB-8	610	38	17.2	MMBBSS-8	1318	MMNSBBSS-8	1511	28	12.7	MMBB/A-8	518
108″	2743	0.66	45	20.4	MMBB-9	602	MMNSBB-9	686	42	19.1	MMBBSS-9	1482	MMNSBBSS-9	1701	31	14.1	MMBB/A-9	585
120″	3048	0.73	50	22.7	MMBB-10	669	MMNSBB-10	766	47	21.3	MMBBSS-10	1646	MMNSBBSS-10	1890	34	15.4	MMBB/A-10	648
144″	3658	0.88	60	27.2	MMBB-12	800	MMNSBB-12	918	57	25.9	MMBBSS-12	1983	MMNSBBSS-12	2265	41	18.6	MMBB/A-12	779

ceiling bracket

Ceiling Brackets for Standard and Back-To-Back Uprights

Required for all installations. Offered in zinc, aluminum or stainless steel. Regular or NSF-approved.

	Zinc				Stainless Steel				Aluminum			
	REGULAR		NSF		REGULAR		NSF		REGULAR		NSF	
description	model #	list	model #	list	model #	list	model #	list	model #	list	model #	list
left	MMCB-6-L	21	MMNSCB-6-L	21	MMCBSS-6-L	46	MMNSCBSS-6-L	46	MMCB/A6-L	29	MMNSCB/A6-L	29
right	MMCB-6-R	21	MMNSCB-6-R	21	MMCBSS-6-R	44	MMNSCBSS-6-R	46	MMCB/A6-R	29	MMNSCB/A6-R	29

NEW in 2008

Heavy Duty Crossbraces

Adds to stability of unit. 1″ (25mm)-wide 7-gauge steel. Zinc or nickel-plated.

				Zinc				Nickel			
fits shelf length		crossbrace length		weight				weight			
in.	mm	in.	mm	lb.	kg	model #	list	lb.	kg	model #	list
36″	914	48″	1219	2	0.9	MMXB-48	21	2	0.9	MMXB-N-48	55
48″	1219	60″	1524	3	1.4	MMXB-60	25	3	1.4	MMXB-N-60	67
60″	1524	72″	1829	4	1.8	MMXB-72	29	4	1.8	MMXB-N-72	80
72″	1829	84″	2134	5	2.3	MMXB-84	34	5	2.3	MMXB-N-84	93

100 Industrial Boulevard, Clayton, DE 19938-8903 U.S.A.
Phone: 800-441-8440 or 302-653-3000. Fax: 302-653-2065
http://www.eaglegrp.com

EAGLE GROUP
Profit from the Eagle Advantage®

Cantilever Shelving System Components – see spec sheet EG01.45

Designed for convenience and maximum accessibility to shelf contents. Utilizes cantilever shelving instead of four posts and post supports that can get in the way. Infinite height adjustability. Components are extra heavy gauge steel. **Freight class is 70.0**.



single knob bracket

double knob bracket

Single Knob Brackets

For use with wire or solid shelving. Left brackets and right brackets available.

Left Single Knob Brackets

			Zinc						Stainless Steel						Aluminum					
length		cu	weight		REGULAR		NSF		weight		REGULAR		NSF		weight		REGULAR		NSF	
in.	mm	ft	lb.	kg	model #	list	model #	list	lb.	kg	model #	list	model #	list	lb.	kg	model #	list	model #	list
14″	356	0.09	2	0.9	MMB-K-14-L	49	MMNSB-K-14-L	56	2	0.9	MMBSS-K-14-L	108	MMNSBSS-K-14-L	114	1	0.5	MMB-K/A-14-L	57	MMNSB-K/A-14-L	61
18″	457	0.12	3	1.4	MMB-K-18-L	61	MMNSB-K-18-L	67	2	0.9	MMBSS-K-18-L	148	MMNSBSS-K-18-L	152	1	0.5	MMB-K/A-18-L	64	MMNSB-K/A-18-L	71
21″	533	0.15	3	1.4	MMB-K-21-L	68	MMNSB-K-21-L	75	3	1.4	MMBSS-K-21-L	176	MMNSBSS-K-21-L	186	1	0.5	MMB-K/A-21-L	72	MMNSB-K/A-21-L	79
24″	610	0.17	3	1.4	MMB-K-24-L	75	MMNSB-K-24-L	82	3	1.4	MMBSS-K-24-L	190	MMNSBSS-K-24-L	199	2	0.9	MMB-K/A-24-L	82	MMNSB-K/A-24-L	91

Right Single Knob Brackets

			Zinc						Stainless Steel						Aluminum					
length		cu	weight		REGULAR		NSF		weight		REGULAR		NSF		weight		REGULAR		NSF	
in.	mm	ft	lb.	kg	model #	list	model #	list	lb.	kg	model #	list	model #	list	lb.	kg	model #	list	model #	list
14″	356	0.09	2	0.9	MMB-K-14-R	49	MMNSB-K-14-R	56	2	0.9	MMBSS-K-14-R	108	MMNSBSS-K-14-R	114	1	0.5	MMB-K/A-14-R	57	MMNSB-K/A-14-R	61
18″	457	0.12	3	1.4	MMB-K-18-R	61	MMNSB-K-18-R	67	2	0.9	MMBSS-K-18-R	148	MMNSBSS-K-18-R	152	1	0.5	MMB-K/A-18-R	64	MMNSB-K/A-18-R	71
21″	533	0.15	3	1.4	MMB-K-21-R	68	MMNSB-K-21-R	75	3	1.4	MMBSS-K-21-R	176	MMNSBSS-K-21-R	186	1	0.5	MMB-K/A-21-R	72	MMNSB-K/A-21-R	79
24″	610	0.17	3	1.4	MMB-K-24-R	75	MMNSB-K-24-R	82	3	1.4	MMBSS-K-24-R	190	MMNSBSS-K-24-R	199	2	0.9	MMB-K/A-24-R	82	MMNSB-K/A-24-R	91

Double Knob Brackets

With flanges on top left and right, these brackets support two adjoining wire or solid shelves on a common upright.

			Zinc						Stainless Steel						Aluminum					
length		cu	weight		REGULAR		NSF		weight		REGULAR		NSF		weight		REGULAR		NSF	
in.	mm	ft	lb.	kg	model #	list	model #	list	lb.	kg	model #	list	model #	list	lb.	kg	model #	list	model #	list
14″	356	0.19	3	1.4	MMDB-K-14	86	MMNSDB-K-14	85	3	1.4	MMDBSS-K-14	151	MMNSDBSS-K-14	161	1	0.5	MMDB-K/A-14	85	MMNSDB-K/A-14	94
18″	457	0.25	4	1.8	MMDB-K-18	100	MMNSDB-K-18	111	3	1.4	MMDBSS-K-18	210	MMNSDBSS-K-18	222	2	0.9	MMDB-K/A-18	111	MMNSDB-K/A-18	121
21″	533	0.29	4	1.8	MMDB-K-21	111	MMNSDB-K-21	122	4	1.8	MMDBSS-K-21	253	MMNSDBSS-K-21	266	2	0.9	MMDB-K/A-21	118	MMNSDB-K/A-21	129
24″	610	0.33	5	2.3	MMDB-K-24	115	MMNSDB-K-24	126	4	1.8	MMDBSS-K-24	275	MMNSDBSS-K-24	284	2	0.9	MMDB-K/A-24	125	MMNSDB-K/A-24	138

Optional Single Foot Brackets with Knobs

For use with wire or solid shelving. Ser ves as a base for bottom shelf. Left brackets and right brackets available. 9 ⅜″ (238mm) height.

Left Single Foot Brackets with Knobs

			Zinc						Stainless Steel					
length		cu	weight		REGULAR		NSF		weight		REGULAR		NSF	
in.	mm	ft	lb.	kg	model #	list	model #	list	lb.	kg	model #	list	model #	list
14″	356	0.13	4	1.8	MMFB-K-14-L	83	MMNSFB-K-14-L	92	4	1.8	MMFBSSK-149-L	242	MMNSFBSSK-149-L	279
18″	457	0.17	5	2.3	MMFB-K-18-L	99	MMNSFB-K-18-L	109	6	2.7	MMFBSSK-189-L	322	MMNSFBSSK-189-L	367
21″	533	0.19	6	2.7	MMFB-K-21-L	113	MMNSFB-K-21-L	125	- n/a				n/a	
24″	610	0.21	6	2.7	MMFB-K-24-L	122	MMNSFB-K-24-L	135	7	3.2	MMFBSSK-249-L	415	MMNSFBSSK-249-L	475

single foot bracket with knobs

Right Single Foot Brackets with Knobs

			Zinc						Stainless Steel					
length		cu	weight		REGULAR		NSF		weight		REGULAR		NSF	
in.	mm	ft	lb.	kg	model #	list	model #	list	lb.	kg	model #	list	model #	list
14″	356	0.13	4	1.8	MMFB-K-14-R	83	MMNSFB-K-14-R	92	4	1.8	MMFBSSK-149-R	242	MMNSFBSSK-149-R	279
18″	457	0.17	5	2.3	MMFB-K-18-R	99	MMNSFB-K-18-R	109	6	2.7	MMFBSSK-189-R	322	MMNSFBSSK-189-R	367
21″	533	0.19	6	2.7	MMFB-K-21-R	113	MMNSFB-K-21-R	125	- n/a				n/a	
24″	610	0.21	6	2.7	MMFB-K-24-R	122	MMNSFB-K-24-R	135	7	3.2	MMFBSSK-249-R	415	MMNSFBSSK-249-R	475

Optional Double Foot Brackets with Knobs

For use with wire or solid shelving. Ser ves as a base for adjoining two bottom shelves. 9 ⅜″ (238mm) height.

			Zinc						Stainless Steel					
length		cu	weight		REGULAR		NSF		weight		REGULAR		NSF	
in.	mm	ft	lb.	kg	model #	list	model #	list	lb.	kg	model #	list	model #	list
14″	356	0.26	4	1.8	MMDFB-K-14	134	MMNSDFB-K-14	147	5	2.3	MMDFBSSK-149	277	MMNSDFBSSK-149	321
18″	457	0.33	5	2.3	MMDFB-K-18	174	MMNSDFB-K-18	194	7	3.2	MMDFBSSK-189	354	MMNSDFBSSK-189	409
21″	533	0.39	6	2.7	MMDFB-K-21	193	MMNSDFB-K-21	209	- n/a				n/a	
24″	610	0.42	7	3.2	MMDFB-K-24	199	MMNSDFB-K-24	218	8	3.6	MMDFBSSK-249	473	MMNSDFBSSK-249	543

double foot bracket with knobs

CATALOG SECTION 1

Cantilever Shelving System Components – see spec sheet EG01.45

Designed for convenience and maximum accessibility to shelf contents. Utilizes cantilever shelving instead of four posts and post supports that can get in the way. Infinite height adjustability. Components are extra heavy gauge steel. **Freight class is 70.0**.

Heavy Duty Single Knob "C" Brackets

NEW IN 2008

For dynamic loads. For use with wire or solid shelving. Left brackets and right brackets available.

Left Single Knob Brackets

			Zinc					Stainless Steel					Aluminum				
length		cu	wt		REGULAR		NSF	wt		REGULAR		NSF	wt		REGULAR		NSF
in.	mm	ft	lb.	kg	model #	list	model #	lb.	kg	model #	list	model #	lb.	kg	model #	list	model #	list
18″	457	0.12	3	1.4	MMBC-K-18-L	59	MMNSBC-K-18-L	63	2	0.9	MMBCSS-K-18-L	109	MMNSBCSS-K-18-L	114	1	0.5	MMBC-K/A-18-L	55	MMNSBC-K/A-18-L	59
21″	533	0.15	3	1.4	MMBC-K-21-L	67	MMNSBC-K-21-L	72	3	1.4	MMBCSS-K-21-L	135	MMNSBCSS-K-21-L	147	1	0.5	MMBC-K/A-21-L	63	MMNSBC-K/A-21-L	67
24″	610	0.17	3	1.4	MMBC-K-24-L	76	MMNSBC-K-24-L	80	3	1.4	MMBCSS-K-24-L	160	MMNSBCSS-K-24-L	173	2	0.9	MMBC-K/A-24-L	67	MMNSBC-K/A-24-L	72

Right Single Knob Brackets

			Zinc					Stainless Steel					Aluminum				
length		cu	wt		REGULAR		NSF	wt		REGULAR		NSF	wt		REGULAR		NSF
in.	mm	ft	lb.	kg	model #	list	model #	lb.	kg	model #	list	model #	lb.	kg	model #	list	model #	list
18″	457	0.12	3	1.4	MMBC-K-18-R	59	MMNSBC-K-18-R	63	2	0.9	MMBCSS-K-18-R	109	MMNSBCSS-K-18-R	114	1	0.5	MMBC-K/A-18-R	55	MMNSBC-K/A-18-R	59
21″	533	0.15	3	1.4	MMBC-K-21-R	67	MMNSBC-K-21-R	72	3	1.4	MMBCSS-K-21-R	135	MMNSBCSS-K-21-R	147	1	0.5	MMBC-K/A-21-R	63	MMNSBC-K/A-21-R	67
24″	610	0.17	3	1.4	MMBC-K-24-R	76	MMNSBC-K-24-R	80	3	1.4	MMBCSS-K-24-R	160	MMNSBCSS-K-24-R	173	2	0.9	MMBC-K/A-24-R	67	MMNSBC-K/A-24-R	72

Heavy Duty Double Knob "C" Brackets

NEW IN 2008

For dynamic loads. With flanges on top left and right, these brackets support two adjoining wire or solid shelves on a common upright.

			Zinc					Stainless Steel					Aluminum				
length		cu	wt		REGULAR		NSF	wt		REGULAR		NSF	wt		REGULAR		NSF
in.	mm	ft	lb.	kg	model #	list	model #	lb.	kg	model #	list	model #	lb.	kg	model #	list	model #	list
18″	457	0.25	4	1.8	MMDBC-K-18	97	MMNSDBC-K-18	105	3	1.4	MMDBCSS-K-18	164	MMNSDBCSS-K-18	173	2	0.9	MMDBC-K/A-18	88	MMNSDBC-K/A-18	97
21″	533	0.29	4	1.8	MMDBC-K-21	109	MMNSDBC-K-21	118	4	1.8	MMDBCSS-K-21	189	MMNSDBCSS-K-21	202	2	0.9	MMDBC-K/A-21	101	MMNSDBC-K/A-21	105
24″	610	0.33	5	2.3	MMDBC-K-24	114	MMNSDBC-K-24	122	4	1.8	MMDBCSS-K-24	210	MMNSDBCSS-K-24	227	2	0.9	MMDBC-K/A-24	109	MMNSDBC-K/A-24	109

PANCO®

aluminum beer keg rack

Aluminum Beer Keg Racks — see spec sheet 1.38

Adjustable cooler shelving for quarter- or half-kegs. Compatible with any wet or dry storage environment. Resists corrosion and rust. Racks feature three shelves – two of which are heavy duty for kegs and the third (usually on top) is for general storage. Each shelf corner features a heavy-duty extruded aluminum collar with set screw . Shelves are adjustable in 2″ (51mm) increments. Shipped knocked down. Easy to assemble. **Freight class is 70.0**.

width x length x height		weight		keg	cubic		
in.	mm	lb.	kg	capacity	feet	model #	list
18″ x 42″ x 76″	457 x 1067 x 1930	41	18.6	4	3.9	KR1842A	687
18″ x 60″ x 76″	457 x 1524 x 1930	64	29.0	6	5.6	KR1860A	923
18″ x 80″ x 76″	457 x 2032 x 1930	78	35.4	8	7.5	KR1880A	1063
18″ x 93″ x 76″	457 x 2362 x 1930	93	42.2	10	8.7	KR1893A*	1266

* 93″ (2362mm)-long units come with six posts.

Heavy Duty Shelves for Aluminum Beer Keg Racks

Sold individually. **Freight class is 70.0**.

width x length		weight		keg	cubic		
in.	mm	lb.	kg	capacity	feet	model #	list
18″ x 42″	457 x 1067	12	5.4	2	1.3	KRS1842A	177
18″ x 60″	457 x 1524	15	6.8	3	1.8	KRS1860A	277
18″ x 80″	457 x 2032	19	8.6	4	2.5	KRS1880A	335
18″ x 93″	457 x 2362	23	10.4	5	2.9	KRS1893A	397

Posts for Aluminum Beer Keg Racks

1 5/16″ (33mm) diameter. Marked in 2″ (51mm) increments. Sold individually. **Freight class is 50.0**.

height		weight		cubic		
in.	mm	lb.	kg	feet	model #	list
12″	305	0.6	0.3	0.01	KP12-A	18
34″	15.4	2.0	0.9	0.04	KP34-A	27
48″	21.8	2.5	1.1	0.06	KP48-A	28
54″	24.5	3.0	1.4	0.07	KP54-A	31
68″	30.8	3.5	1.6	0.09	KP68-A	38
72″	32.7	3.5	1.6	0.09	KP72-A	41
76″	34.5	4.0	1.8	0.10	KP76-A	43
84″	38.1	4.5	2.0	0.11	KP84-A	49

3-Sided Frames for Aluminum Beer Keg Racks

Freight class is 70.0.

width x length		weight			
in.	mm	lb.	kg	model #	list
18″ x 42″	457 x 1067	5	2.3	KRB1842A	93
18″ x 60″	457 x 1524	8	3.6	KRB1860A	107
18″ x 80″	457 x 2032	9	4.1	KRB1880A	114
18″ x 93″	457 x 2362	10	4.5	KRB1893A	136

100 Industrial Boulevard, Clayton, DE 19938-8903 U.S.A.
Phone: 800-441-8440 or 302-653-3000. Fax: 302-653-2065
http://www.eaglegrp.com

EAGLE GROUP
Profit from the Eagle Advantage®

Shelving Task Station Packages

A variety of applications, each task station is designed for certain tasks. Designed for easy reach and maximum use of space. Many sizes available. Finishes available in chrome or zinc. Easy to clean. Easy to assemble. Utilizes standard catalog items. Customized configurations alternative size options are available.

Biscuit Workstation
Easy-to-clean worksur face. NSF-approved components. Keeps tasks together . 16 gauge type 304 stainless steel top with hat channel supports.

model #	list
TSB2460Z	1793

Sandwich Prep Station
Flexible design allows for custom look while using standard components. Unit allows for various width, length and height refrigerators. Keeps task-related items together.

model #	list
TSSP1436Z	512

Pizza Prep Area
Utilizes valuable wall space. Standard parts create a customized look. Keeps task-related items together . 14 gauge type 304 stainless steel top with hat channel supports.

model #	list
TSPP2460Z	1486

Cup Tower
Allows for easy inventor y count. Easy identification of product.

model #	list
TSC3036Z	727

Carry-Out Worktable
Keeps work-related tasks together . Customize using standard components. 18 gauge type 304 stainless steel top and undershelf.

model #	list
TSCO2460Z	1015

Drive-Through Task Station
Easy to clean worksur face and bins. Customize using standard components. Keeps work-related tasks together. Open design allows for easy restocking.

model #	list
TSD3660Z	960

Note: Refrigerator, drink dispensers and drawer not included.

Microwave Prep Table
Open-wire construction. Three full-length wire overshelves. 18 gauge type 304 stainless steel top with hat channel supports. T wo wire undershelves. Each overshelf accommodates two standard-size microwaves. Comes with bins, dividers, and grid panels.

model #	list
TSM3048C	1743

Note: Microwaves not included.

Pizza Carry-Out Workstation
Gravity-feed dividers. Keeps boxes organized. Minimize damage to boxes. Rotated product.

model #	list
TSP1448Z	827

biscuit workstation

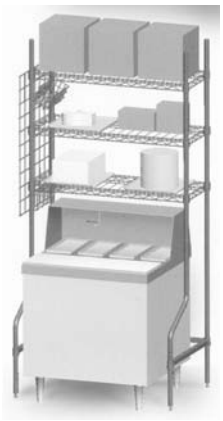
sandwich prep station

pizza prep table

cup tower

carry-out worktable

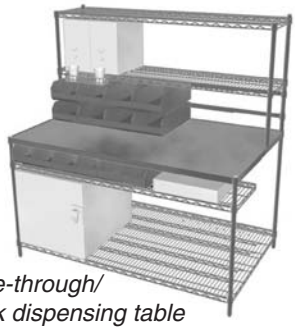
drive-through/ drink dispensing table

microwave prep table

pizza carry-out workstation

CATALOG SECTION 1

patented QuadTruss® design
(Patent #5,390,803)

double-mat wire shelves assembled with 33˝ (838mm) posts (sold separately—see page 9)

NEW IN 2008

Double-Mat Wire Shelving (NSF)

Utilizes heavy duty open wire shelf design: wires of mat assembly are spaced 7/16˝ (11mm) apart to accommodate rounded bottom of soda bottles and small-legged appliances. Features patented QuadTruss® design (patent #5,390,803). Tapered split sleeves of high-temperature-resistant ABS plastic create a positive lock that becomes stronger as the load increases.

width x length in.	mm	weight lbs.	kg	EAGLEbrite® zinc model #	list	Valu-Master® model #	list	Valu-Gard® model #	list
18˝ x 36˝	457 x 914	14	6.4	DWS1836Z	78	DWS1836V	93	DWS1836VG	93
18˝ x 48˝	457 x 1219	18	8.2	DWS1848Z	94	DWS1848V	107	DWS1848VG	107
18˝ x 60˝	457 x 1524	22	10.0	DWS1860Z	113	DWS1860V	129	DWS1860VG	129
24˝ x 36˝	610 x 914	17	7.7	DWS2436Z	94	DWS2436V	111	DWS2436VG	111
24˝ x 48˝	610 x 1219	22	10.0	DWS2448Z	112	DWS2448V	133	DWS2448VG	133
24˝ x 60˝	610 x 1524	27	12.2	DWS2460Z	138	DWS2460V	159	DWS2460VG	159

NEW IN 2008

Double-Mat Wire Shelf Starter Units (NSF)

Comes with four shelves and four 63˝ or 74˝ (1600 or 1880mm)-high posts (same finish as shelves).

Models with 63˝ (1600mm)-Height

width x length in.	mm	weight lbs.	kg	EAGLEbrite® zinc model #	list	Valu-Master® model #	list	Valu-Gard® model #	list
18˝ x 36˝	457 x 914	70	31.8	DWS4-63-1836Z	404	DWS4-63-1836V	472	DWS4-63-1836VG	472
18˝ x 48˝	457 x 1219	86	39.0	DWS4-63-1848Z	468	DWS4-63-1848V	528	DWS4-63-1848VG	528
18˝ x 60˝	457 x 1524	102	46.3	DWS4-63-1860Z	544	DWS4-63-1860V	616	DWS4-63-1860VG	616
24˝ x 36˝	610 x 914	82	37.2	DWS4-63-2436Z	378	DWS4-63-2436V	544	DWS4-63-2436VG	544
24˝ x 48˝	610 x 1219	102	46.3	DWS4-63-2448Z	540	DWS4-63-2448V	632	DWS4-63-2448VG	632
24˝ x 60˝	610 x 1524	122	55.3	DWS4-63-2460Z	644	DWS4-63-2460V	736	DWS4-63-2460VG	736

Models with 74˝ (1880mm)-Height

width x length in.	mm	weight lbs.	kg	EAGLEbrite® zinc model #	list	Valu-Master® model #	list	Valu-Gard® model #	list
18˝ x 36˝	457 x 914	72	32.7	DWS4-74-1836Z	416	DWS4-74-1836V	480	DWS4-74-1836VG	480
18˝ x 48˝	457 x 1219	88	39.9	DWS4-74-1848Z	480	DWS4-74-1848V	536	DWS4-74-1848VG	536
18˝ x 60˝	457 x 1524	104	47.2	DWS4-74-1860Z	556	DWS4-74-1860V	624	DWS4-74-1860VG	624
24˝ x 36˝	610 x 914	84	38.1	DWS4-74-2436Z	480	DWS4-74-2436V	552	DWS4-74-2436VG	552
24˝ x 48˝	610 x 1219	104	47.2	DWS4-74-2448Z	552	DWS4-74-2448V	640	DWS4-74-2448VG	640
24˝ x 60˝	610 x 1524	124	56.2	DWS4-74-2460Z	656	DWS4-74-2460V	744	DWS4-74-2460VG	744

two-shelf black polymer utility cart

NEW IN 2008

Black Polymer Utility Carts (NSF)

Utilizes new heavy duty black polymer shelves and utility handle. Includes four 4˝ (102mm)-diameter swivel casters–two with brake. A vailable with two or three shelves. 38˝ (965mm) overall height, including casters. Both units come with 1˝ (25mm)-diameter chrome-plated posts.

2-Shelf Carts

overall width x length in.	mm	inside width x length in.	mm	cubic feet	weight lbs.	kg	model #	list
19½˝ x 30˝	495 x 762	17˝ x 27½˝	432 x 699	3.5	20	9.0	EU2-2030-P	283

3-Shelf Carts

overall width x length in.	mm	inside width x length in.	mm	cubic feet	weight lbs.	kg	model #	list
19½˝ x 30˝	495 x 762	17˝ x 27½˝	432 x 699	3.5	22	10.0	EU3-2030-P	343

100 Industrial Boulevard, Clayton, DE 19938-8903 U.S.A.
Phone: 800-441-8440 or 302-653-3000. Fax: 302-653-2065
http://www.eaglegrp.com

EAGLE GROUP
Profit from the Eagle Advantage®

Retail Display

Add-A-Shelf® Shelving 69
Angled Shelf/Visual Merchandising Carts 73
Angled Shelves 73
Cantilever Shelves 68
Casters 67
Decorative Shelves 66
Display Arms 68
Display Pyramids 66
Dividers 68
Enclosure Panels 74
Etagere Tops 68
Foot Plates 67
Gondola Inset Adjustable Wire Shelving 70
Hanger Rails 68
Hooks 68
Inlays 67
Ledges 67
Mobile Demo Cart 75
Maple Top Kitchen Wine Cart 76
Plate Display Shelving 76
Posts 67
Pot/Pan Rack 76
Retail Display Workstation 75
Secure Display Merchandiser 75
Soft Goods Display 75
Stand-Outs™ Decorative Shelving & Accessories 66-68, 71
Stand-Outs™ Gondola Wire Shelving 71
Wine Shelves & Wine Shelf Units 74
Wire Display Shelving 72

CATALOG SECTION 1

STAND OUTS™

Decorative Shelving

Add a Splash of Color!

Show-off your merchandise when you use our wire display shelving units in various configurations highlighted by our brilliant finishes. Open wire grid shelf allows maximum merchandise visibility. Easy to assemble. Shelf spacing adjusts in seconds. Choose from our custom and standard colors.

To order custom decorative colors, add suffix **BM** (black matte), **L** (lilac), **M** (maroon), **SV** (silver vein), **SA** (sapphire), **SG** (smoked glass), **T** (teal), **GV** (gold vein), **CV** (copper vein), or **RU** (ruby) to the desired shelf size model number when ordering. Call for custom decorative color pricing.

patented QuadTruss® design (Patent #5,390,803)

decorative four-shelf unit

Decorative Shelves — see spec sheet EG01.34 (NSF)

Four plastic split sleeves included with each shelf ordered, packaged four per bag. All shelves come with black sleeves except white. White shelves come with white sleeves. **Freight class is 70.0**.

width x length in.	mm	weight lbs.	kg	cubic feet	red model #	list	white model #	list	black model #	list	chrome model #	list
14″ x 24″	356 x 610	6	2.9	0.5	1424R	55	1424W	55	1424BL	55	1424C	55
14″ x 30″	356 x 762	7	3.2	0.4	1430R	58	1430W	58	1430BL	58	1430C	58
14″ x 36″	356 x 914	8	3.6	1.2	1436R	60	1436W	60	1436BL	60	1436C	60
14″ x 42″	356 x 1067	9	3.9	0.7	1442R	69	1442W	69	1442BL	69	1442C	69
14″ x 48″	356 x 1219	10	4.4	0.7	1448R	71	1448W	71	1448BL	71	1448C	71
14″ x 60″	356 x 1524	14	6.4	0.9	1460R	80	1460W	80	1460BL	80	1460C	80
14″ x 72″	356 x 1829	17	7.7	1.1	1472R	93	1472W	93	1472BL	93	1472C	93
18″ x 24″	457 x 610	7	3.2	0.4	1824R	60	1824W	60	1824BL	60	1824C	60
18″ x 30″	457 x 762	8	3.6	0.7	1830R	63	1830W	63	1830BL	63	1830C	63
18″ x 36″	457 x 914	9	3.9	0.7	1836R	65	1836W	65	1836BL	65	1836C	65
18″ x 42″	457 x 1067	11	5.0	3.5	1842R	75	1842W	75	1842BL	75	1842C	75
18″ x 48″	457 x 1219	12	5.5	0.9	1848R	77	1848W	77	1848BL	77	1848C	77
18″ x 54″	457 x 1372	15	6.8	1.2	1854R	88	1854W	88	1854BL	88	1854C	88
18″ x 60″	457 x 1524	17	7.7	1.2	1860R	91	1860W	91	1860BL	91	1860C	91
18″ x 72″	457 x 1829	20	9.1	1.3	1872R	108	1872W	108	1872BL	108	1872C	108
21″ x 24″	533 x 610	8	3.7	0.7	2124R	71	2124W	71	2124BL	71	2124C	71
21″ x 30″	533 x 762	9	4.1	0.7	2130R	74	2130W	74	2130BL	74	2130C	74
21″ x 36″	533 x 914	11	5.0	0.8	2136R	76	2136W	76	2136BL	76	2136C	76
21″ x 42″	533 x 1067	12	5.5	1.1	2142R	86	2142W	86	2142BL	86	2142C	86
21″ x 48″	533 x 1219	14	6.4	1.1	2148R	88	2148W	88	2148BL	88	2148C	88
21″ x 54″	533 x 1372	16	7.3	1.3	2154R	101	2154W	101	2154BL	101	2154C	101
21″ x 60″	533 x 1524	18	8.2	1.2	2160R	103	2160W	103	2160BL	103	2160C	103
21″ x 72″	533 x 1829	24	10.9	1.4	2172R	125	2172W	125	2172BL	125	2172C	125
24″ x 24″	610 x 610	9	4.1	0.8	2424R	75	2424W	75	2424BL	75	2424C	75
24″ x 30″	610 x 762	11	5.0	0.8	2430R	77	2430W	77	2430BL	77	2430C	77
24″ x 36″	610 x 914	13	5.9	0.8	2436R	80	2436W	80	2436BL	80	2436C	80
24″ x 42″	610 x 1067	15	6.8	1.0	2442R	94	2442W	94	2442BL	94	2442C	94
24″ x 48″	610 x 1219	16	7.3	1.2	2448R	97	2448W	97	2448BL	97	2448C	97
24″ x 54″	610 x 1372	19	8.6	1.5	2454R	112	2454W	112	2454BL	112	2454C	112
24″ x 60″	610 x 1524	21	9.5	1.5	2460R	114	2460W	114	2460BL	114	2460C	114
24″ x 72″	610 x 1829	26	11.8	1.6	2472R	136	2472W	136	2472BL	136	2472C	136

patented QuadTruss® design (Patent #5,390,803)

stationary display pyramid unit

Display Pyramids — see spec sheet EG01.35

56″ (1422mm) overall height. 800 lbs. (363kg) weight capacity . Shelves – featuring patented QuadTruss® design – bolt together for added strength. Easy assembly . **Freight class is 70.0**.

Stationary

width x length in.	mm	weight lbs.	kg	cubic feet	red model #	list	white model #	list	black model #	list	chrome model #	list
30″ x 48″	762 x 1219	68	30.9	8.3	EPS-R	665	EPS-W	665	EPS-BL	665	EPS-C	665

Mobile

width x length in.	mm	weight lbs.	kg	cubic feet	red model #	list	white model #	list	black model #	list	chrome model #	list
30″ x 48″	762 x 1219	68	30.9	8.3	EPM-R	797	EPM-W	797	EPM-BL	797	EPM-C	797

100 Industrial Boulevard, Clayton, DE 19938-8903 U.S.A.
Phone: 800-441-8440 or 302-653-3000. Fax: 302-653-2065
http://www.eaglegrp.com

EAGLE GROUP
Profit from the Eagle Advantage®

Stand-Outs™ Decorative Shelving Accessories — see spec sheet EG01.34

Inlays

Fits between posts and levels with top of shelf edge.

width x length in.	mm	weight** lbs.	kg	cu ft	Black and White Reversible. Priced per inlay. model #	list	Clear * Priced per pack of four. model #	list
14″ x 30″	356 x 762	1.0	0.5	0.2	n/a		CSI-1430	64
14″ x 36″	356 x 914	1.0	0.5	0.2	DSI-1436	46	CSI-1436	68
14″ x 48″	356 x 1219	1.0	0.5	0.2	DSI-1448	52	CSI-1448	82
14″ x 60″	356 x 1524	1.0	0.5	0.2	n/a		CSI-1460	106
18″ x 36″	457 x 914	1.0	0.5	0.2	DSI-1836	51	CSI-1836	71
18″ x 48″	457 x 1219	1.0	0.5	0.2	DSI-1848	58	CSI-1848	85
18″ x 60″	457 x 1524	1.0	0.5	0.2	n/a		CSI-1860	98
18″ x 72″	457 x 1829	1.0	0.5	0.2	n/a		CSI-1872	112
21″ x 36″	533 x 914	1.1	0.5	0.2	DSI-2136	56	CSI-2136	75
21″ x 48″	533 x 1219	1.2	0.5	0.3	DSI-2148	63	CSI-2148	88
21″ x 60″	533 x 1524	1.3	0.5	0.3	n/a		CSI-2160	100
21″ x 72″	533 x 1829	1.4	0.5	0.3	n/a		CSI-2172	114
24″ x 24″	610 x 610	1.0	0.5	0.2	DSI-2424	48	CSI-2424	65
24″ x 30″	610 x 762	1.0	0.5	0.3	n/a		CSI-2430	68
24″ x 36″	610 x 914	1.0	0.5	0.3	DSI-2436	58	CSI-2436	78
24″ x 48″	610 x 1219	1.1	0.5	0.3	DSI-2448	67	CSI-2448	91
24″ x 54″	610 x 1372	1.3	0.6	0.3	n/a		CSI-2454	101
24″ x 60″	610 x 1524	1.4	0.6	0.3	n/a		CSI-2460	115
24″ x 72″	610 x 1829	1.8	0.8	0.3	n/a		CSI-2472	126
30″ x 60″	762 x 1524	2.0	0.9	0.3	n/a		CSI-3060	181
30″ x 72″	762 x 1829	2.5	1.1	0.3	n/a		CSI-3072	185

* Actual width of CSI Inlays is minus 1 ¼″ (32mm); **Weight shown per inlay.



shelf inlay

Posts

height in.	mm	weight lbs.	kg	cu ft	Stationary Model numbers red	white	black	chrome	list	Mobile Model numbers red	white	black	chrome	list
7″	178	0.8	0.4	0.1	P7-R	P7-W	P7-BL	P7-C	12	CP7-R	CP7-W	CP7-BL	CP7-C	12
14″	356	1.0	0.5	0.1	P14-R	P14-W	P14-BL	P14-C	15	CP14-R	CP14-W	CP14-BL	CP14-C	15
33″	838	2.0	0.9	0.1	P33-R	P33-W	P33-BL	P33-C	18	CP33-R	CP33-W	CP33-BL	CP33-C	18
54″	1372	3.0	1.4	0.1	P54-R	P54-W	P54-BL	P54-C	22	CP54-R	CP54-W	CP54-BL	CP54-C	22
63″	1600	3.5	1.8	0.3	P63-R	P63-W	P63-BL	P63-C	23	CP63-R	CP63-W	CP63-BL	CP63-C	23
74″	1880	4.0	1.8	0.5	P74-R	P74-W	P74-BL	P74-C	26	CP74-R	CP74-W	CP74-BL	CP74-C	26
86″	2184	5.0	2.3	0.8	P86-R	P86-W	P86-BL	P86-C	31	CP86-R	CP86-W	CP86-BL	CP86-C	31

post

decorative caster

Decorative Casters

type	wheel diameter in.	mm	weight lbs.	kg	cubic feet	model #	list
swivel	2⅜″	60	0.4	0.2	0.03	A208903	13
swivel/brake	2⅜″	60	0.4	0.2	0.03	A208904	14
swivel	4″	102	0.5	0.2	0.03	A208905	23
swivel/brake	4″	102	0.5	0.2	0.03	A208906	29

Decorative Foot Plate

diameter in.	mm	model #	list
2″	51	A204942	7

decorative foot plate

Ledges

length in.	mm	cu ft	1″ (25mm) ledges weight lbs.	kg	Model numbers red	white	black	chrome	list	4″ (102mm) ledges weight lbs.	kg	Model numbers red	white	black	chrome	list
14″	356	0.2	0.2	0.1	L14-1R	L14-1W	L14-1BL	L14-1C	15	0.8	0.4	L14-4R	L14-4W	L14-4BL	L14-4C	18
18″	457	0.3	0.3	0.1	L18-1R	L18-1W	L18-1BL	L18-1C	16	0.9	0.4	L18-4R	L18-4W	L18-4BL	L18-4C	21
21″	533	0.3	0.4	0.2	L21-1R	L21-1W	L21-1BL	L21-1C	18	1.0	0.5	L21-4R	L21-4W	L21-4BL	L21-4C	22
24″	610	0.3	0.5	0.2	L24-1R	L24-1W	L24-1BL	L24-1C	21	1.2	0.6	L24-4R	L24-4W	L24-4BL	L24-4C	24
30″	762	0.5	0.7	0.3	L30-1R	L30-1W	L30-1BL	L30-1C	22	1.4	0.6	L30-4R	L30-4W	L30-4BL	L30-4C	29
36″	914	0.6	0.9	0.4	L36-1R	L36-1W	L36-1BL	L36-1C	24	1.6	0.7	L36-4R	L36-4W	L36-4BL	L36-4C	34
42″	1067	0.6	1.1	0.5	L42-1R	L42-1W	L42-1BL	L42-1C	27	1.8	0.8	L42-4R	L42-4W	L42-4BL	L42-4C	37
48″	1219	0.7	1.3	0.6	L48-1R	L48-1W	L48-1BL	L48-1C	28	2.0	0.9	L48-4R	L48-4W	L48-4BL	L48-4C	40
54″	1372	0.8	1.5	0.7	L54-1R	L54-1W	L54-1BL	L54-1C	29	2.2	1.0	L54-4R	L54-4W	L54-4BL	L54-4C	41
60″	1524	0.8	1.7	0.8	L60-1R	L60-1W	L60-1BL	L60-1C	32	2.4	1.1	L60-4R	L60-4W	L60-4BL	L60-4C	44
72″	1829	1.0	2.1	1.0	L72-1R	L72-1W	L72-1BL	L72-1C	37	2.6	1.2	L72-4R	L72-4W	L72-4BL	L72-4C	52

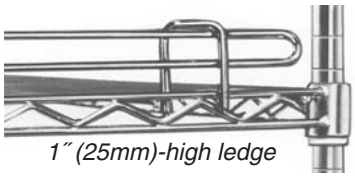

1″ (25mm)-high ledge



4″ (102mm)-high ledge

CATALOG SECTION 1

Stand-Outs™ Decorative Shelving Accessories — see spec sheet EG01.34

Shelf Dividers (NSF)

Organize shelf contents with these snap-on dividers.

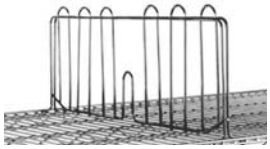
shelf divider

length in.	length mm	weight lbs.	weight kg	cubic feet	red models #	red list	white models #	white list	black models #	black list	chrome models #	chrome list
14″	356	1.0	0.5	0.6	SD14-R	22	SD14-W	22	SD14-BL	22	SD14-C	23
18″	457	1.3	0.6	0.6	SD18-R	29	SD18-W	29	SD18-BL	29	SD18-C	31
21″	533	1.5	0.7	0.8	SD21-R	32	SD21-W	32	SD21-BL	32	SD21-C	34
24″	610	2.8	0.8	1.0	SD24-R	35	SD24-W	35	SD24-BL	35	SD24-C	37
30″	762	2.2	1.0	1.2	SD30-R	44	SD30-W	44	SD30-BL	44	SD30-C	46
36″	914	2.7	1.2	1.4	SD36-R	55	SD36-W	55	SD36-BL	55	SD36-C	58

Cantilever Shelves

cantilever shelves

width x length in.	width x length mm	weight lbs.	weight kg	cu ft	red model #	red list	white model #	white list	black model #	black list	chrome model #	chrome list
12″ x 24″	305 x 610	4	1.8	0.5	CS1224-R	56	CS1224-W	56	CS1224-BL	56	CS1224-C	56
12″ x 30″	305 x 762	5	2.3	0.8	CS1230-R	62	CS1230-W	62	CS1230-BL	62	CS1230-C	62
12″ x 36″	305 x 914	6	2.7	0.8	CS1236-R	70	CS1236-W	70	CS1236-BL	70	CS1236-C	70
12″ x 42″	305 x 1067	7	3.2	0.9	CS1242-R	79	CS1242-W	79	CS1242-BL	79	CS1242-C	79
12″ x 48″	305 x 1219	8	3.6	1.0	CS1248-R	81	CS1248-W	81	CS1248-BL	81	CS1248-C	81
12″ x 54″	305 x 1371	8	3.6	1.0	CS1254-R	86	CS1254-W	86	CS1254-BL	86	CS1254-C	86
12″ x 60″	305 x 1524	9	4.1	1.0	CS1260-R	93	CS1260-W	93	CS1260-BL	93	CS1260-C	93

Etagere Top

Decorative top fits 24″ (610mm) long shelving.

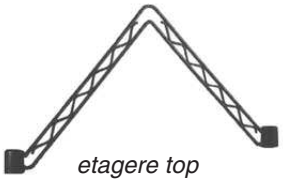
etagere top

length in.	length mm	weight lbs.	weight kg	cubic feet	red models #	red list	white models #	white list	black models #	black list	chrome models #	chrome list
24″	305	1.5	0.7	1.3	ET24-R	22	ET24-W	22	ET24-BL	22	ET24-C	22

Hanger Rails

hanger rail

Front-to-Back

width in.	width mm	weight lbs.	weight kg	cubic feet	red models #	red list	white models #	white list	black models #	black list	chrome models #	chrome list
14″	356	1.0	0.5	0.2	WR14-R	21	WR14-W	21	WR14-BL	21	WR14-C	21
18″	457	1.1	0.5	0.3	WR18-R	23	WR18-W	23	WR18-BL	23	WR18-C	23
24″	610	1.5	0.7	0.3	WR24-R	24	WR24-W	24	WR24-BL	24	WR24-C	24
30″	762	1.7	0.8	0.5	WR30-R	25	WR30-W	25	WR30-BL	25	WR30-C	25
36″	914	1.9	0.9	0.6	WR36-R	27	WR36-W	27	WR36-BL	27	WR36-C	27

Left-to-Right

width in.	width mm	weight lbs.	weight kg	cubic feet	red models #	red list	white models #	white list	black models #	black list	chrome models #	chrome list
24″	610	1.5	0.7	0.3	LR24-R	24	LR24-W	23	LR24-BL	24	LR24-C	24
30″	762	1.7	0.8	0.5	LR30-R	25	LR30-W	25	LR30-BL	25	LR30-C	25
36″	914	1.9	0.9	0.6	LR36-R	27	LR36-W	27	LR36-BL	27	LR36-C	27
42″	1067	2.0	0.9	0.6	LR42-R	29	LR42-W	29	LR42-BL	29	LR42-C	29
48″	1092	2.1	1.0	0.7	LR48-R	40	LR48-W	40	LR48-BL	40	LR48-C	40
54″	1372	2.3	1.0	0.8	LR54-R	42	LR54-W	42	LR54-BL	42	LR54-C	42
60″	1524	2.5	1.1	0.8	LR60-R	44	LR60-W	44	LR60-BL	44	LR60-C	44
66″	1676	2.7	1.2	0.9	LR66-R	48	LR66-W	48	LR66-BL	48	LR66-C	48
72″	1829	2.9	1.3	1.0	LR72-R	60	LR72-W	60	LR72-BL	60	LR72-C	60

Display Arms

display arm

Merchandising display arm for everything from pots to purses; perfect for 'quick-pick' items. Easily attaches to standard posts.

length in.	length mm	weight capacity lbs.	weight capacity kg	EAGLEbrite® models #	EAGLEbrite® list	red models #	red list	white models #	white list	black models #	black list	chrome models #	chrome list
6″	25	20	9	DA6-Z	22	DA6-R	22	DA6-W	22	DA6-BL	22	DA6-C	22

Hooks


small snap hook

large snap hook

large double snap hook

These snap-on hooks are heavy-gauge mild steel.

length x width x height in.	length x width x height mm	weight lbs.	weight kg	cu ft	description	black model #	black list	chrome model #	chrome list
1¼″ x 4¼″ x ⅜″	32 x 108 x 10	0.3	0.1	0.1	small snap hook	SH-BL	7	SH-C	7
2¼″ x 4¼″ x ⅜″	57 x 108 x 10	0.3	0.1	0.1	large snap hook	LH-BL	7	LH-C	7
2¼″ x 4¼″ x ⅜″	57 x 108 x 10	0.3	0.1	0.1	large double hook	LDH-BL	11	LDH-C	11

100 Industrial Boulevard, Clayton, DE 19938-8903 U.S.A.
Phone: 800-441-8440 or 302-653-3000. Fax: 302-653-2065
http://www.eaglegrp.com

EAGLE GROUP
Profit from the Eagle Advantage®

Add-A-Shelf® — see spec sheet EG01.11 NSF

Patented. Special collar allows addition or removal of shelf without disassembling the entire unit. 300 lb. (136.1 kg) weight capacity per shelf using an evenly distributed load. Note: T op and bottom shelves of unit must be standard shelves (for EAGLEbrite ® or chrome finish, see page 9; for black, red, or white epoxy , see page 44). Use Add-A-Shelf ® shelves for intermediate shelves. Add-A-Shelf® is not recommended for mobile applications.

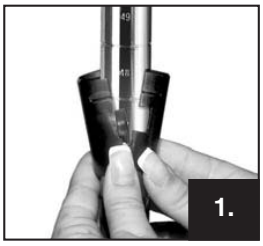



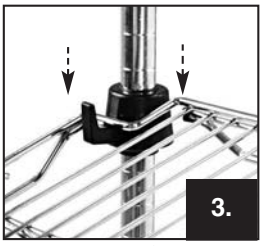

Numerically calibrated grooved posts, tapered plastic split sleeves and shelf collars combine to make shelving assembly a simple 3 step exercise: (1.) snap the split sleeves onto a post over the number of your choice; (2.) slide the Add-A-Shelf® collar over the split sleeves. When the collar is together a positive lock is created without the use of any tools. (3.) Place shelf over collar to complete.

Add-A-Shelf® unit

Patented

Add-A-Shelf® collar

patented QuadTruss® design (Patent #5,390,803)

Add-A-Shelf® Adjustable Shelves — Patent # 5,884,567

Also features our patented QuadTruss® design. Freight class is 70.0.

width x length in.	mm	weight lb.	kg	cu ft	EAGLEbrite® model #	list	chrome model #	list	black model #	list	red model #	list	white model #	list
14″ x 36″	356 x 914	8	3.6	0.5	A1436Z	60	A1436C	67	A1436BL	67	A1436R	67	A1436W	67
14″ x 48″	356 x 1219	10	4.6	0.7	A1448Z	69	A1448C	77	A1448BL	77	A1448R	77	A1448W	77
18″ x 36″	457 x 914	9	4.1	0.7	A1836Z	70	A1836C	71	A1836BL	71	A1836R	71	A1836W	71
18″ x 48″	457 x 1219	12	5.5	0.9	A1848Z	80	A1848C	85	A1848BL	85	A1848R	85	A1848W	85
18″ x 60″	457 x 1524	15	6.8	1.0	A1860Z	93	A1860C	98	A1860BL	98	A1860R	98	A1860W	98
21″ x 36″	533 x 914	11	5.0	0.8	A2136Z	76	A2136C	82	A2136BL	82	A2136R	82	A2136W	82
21″ x 48″	533 x 1219	14	6.4	1.1	A2148Z	87	A2148C	94	A2148BL	94	A2148R	94	A2148W	94
21″ x 60″	533 x 1524	17	7.7	1.3	A2160Z	104	A2160C	110	A2160BL	110	A2160R	110	A2160W	110
24″ x 36″	610 x 914	13	5.9	0.8	A2436Z	81	A2436C	87	A2436BL	87	A2436R	87	A2436W	87
24″ x 48″	610 x 1219	16	7.3	1.2	A2448Z	96	A2448C	103	A2448BL	103	A2448R	103	A2448W	103
24″ x 60″	610 x 1524	21	9.5	1.5	A2460Z	115	A2460C	123	A2460BL	123	A2460R	123	A2460W	123

Add-A-Shelf® as a merchandise display unit

Add-A-Shelf® Reverse Mat Shelves — Patent # 5,884,567

Freight class is 70.0.

width x length in.	mm	weight lb.	kg	cu ft	EAGLEbrite® model #	list	chrome model #	list	black model #	list	red model #	list	white model #	list
14″ x 36″	356 x 914	8	3.6	0.5	D1436Z	63	D1436C	69	D1436BL	69	D1436R	69	D1436W	69
14″ x 48″	356 x 1219	10	4.6	0.7	D1448Z	71	D1448C	80	D1448BL	80	D1448R	80	D1448W	80
18″ x 36″	457 x 914	9	4.1	0.7	D1836Z	72	D1836C	74	D1836BL	74	D1836R	74	D1836W	74
18″ x 48″	457 x 1219	12	5.5	0.9	D1848Z	82	D1848C	87	D1848BL	87	D1848R	87	D1848W	87
21″ x 36″	533 x 914	11	5.0	0.8	D2136Z	79	D2136C	86	D2136BL	86	D2136R	86	D2136W	86
21″ x 48″	533 x 1219	14	6.4	1.1	D2148Z	89	D2148C	97	D2148BL	97	D2148R	97	D2148W	97
24″ x 36″	610 x 914	13	5.9	0.8	D2436Z	85	D2436C	89	D2436BL	89	D2436R	89	D2436W	89
24″ x 48″	610 x 1219	16	7.3	1.2	D2448Z	98	D2448C	106	D2448BL	106	D2448R	106	D2448W	106



Add-A-Shelf® reverse mat shelf

Add-A-Shelf® Collars — Patent # D 395,000

Packed four per bag. Quantity of four included with each shelf.

model #	list
A208891	10

Add-A-Shelf® collar

Add-A-Shelf® Post Clamps

zinc model #	list	black epoxy model #	list
ADD-A-CLAMP	10	ADD-A-CLAMP-BL	12

Note: For post clamps to work, Add-a-Shelf® collars must be staggered on each adjoining shelf unit.

Add-A-Shelf® post clamp

Add-A-Shelf® in use with Eagle's security unit

Posts for Add-A-Shelf®

Freight class is 50.0.

post height in.	mm	weight lbs.	kg	cu ft	EAGLEbrite® model #	list	chrome model #	list	black model #	list	red model #	list	white model #	list
7″	178	0.8	0.4	0.1	P7-Z	12	P7-C	12	P7-BL	12	P7-R	12	P7-W	12
14″	356	1.0	0.5	0.1	P14-Z	15	P14-C	15	P14-BL	15	P14-R	15	P14-W	15
33″	838	2.0	0.9	0.1	P33-Z	18	P33-C	18	P33-BL	18	P33-R	18	P33-W	18
54″	1372	3.0	1.4	0.1	P54-Z	22	P54-C	22	P54-BL	22	P54-R	22	P54-W	22
63″	1600	3.5	1.8	0.3	P63-Z	23	P63-C	23	P63-BL	23	P63-R	23	P63-W	23
74″	1880	4.0	1.8	0.5	P74-Z	26	P74-C	26	P74-BL	26	P74-R	26	P74-W	26
86″	2184	5.0	2.3	0.8	P86-Z	31	P86-C	31	P86-BL	31	P86-R	31	P86-W	31

Packaging:
36″ through 48″ (914 through 1219mm) lengths are packed four to a box.
60″ (1524mm) lengths are packed two to a box. Four pairs of split sleeves and collars are provided with each shelf.

CATALOG SECTION 1

Freestanding Gondola Inset Adjustable Wire Shelving — see spec sheet EG01.32

Designed for use with gondolas. These units can stand side-by-side on gondolas without size inter ference, giving shelf contents a cleaner, more efficient appearance. Patented Add-A-Shelf ® shelves and collars allow user to add or remove a shelf without disassembling entire unit. Easy assembly — no tools required.

Two Wire Shelves (top and bottom)

Featuring patented QuadT russ® design, making shelves up to 25% stronger. Shelves consist of a top mat assembly using 10 gauge mat wires spaced on 7/8″ (22mm) centers and welded to full length 6 gauge serpentine trusses.

patented QuadTruss® design (Patent #5,390,803)

gondola inset adjustable wire shelving unit used with gondola

Two Add-A-Shelf® Center Shelves

300 lb. (136.1 kg) capacity. Shelves can be added or removed without disassembling the entire shelf unit.

Add-A-Shelf® Reverse Mat Shelves, featuring a built-in ledge, available as an alternative. See below.

Shelves for Gondola Inset Wire Shelving



inset wire shelf



Add-A-Shelf® shelf

Gondola Inset Wire Shelves*

Freight class is 70.0.

width x length in.	mm	weight lb.	kg	EAGLEbrite® model #	list	chrome model #	list	black model #	list	red model #	list	white model #	list
14″ x 35½″	356 x 902	8	3.6	G1436Z	52	G1436C	58	G1436BL	58	G1436R	58	G1436W	58
14″ x 47½″	356 x 1207	10	4.6	G1448Z	60	G1448C	67	G1448BL	67	G1448R	67	G1448W	67
18″ x 35½″	457 x 902	9	4.1	G1836Z	61	G1836C	65	G1836BL	65	G1836R	65	G1836W	65
18″ x 47½″	457 x 1207	12	5.5	G1848Z	73	G1848C	79	G1848BL	79	G1848R	79	G1848W	79
21″ x 35½″	533 x 902	11	5.0	G2136Z	67	G2136C	76	G2136BL	76	G2136R	76	G2136W	76
21″ x 47½″	533 x 1207	14	6.4	G2148Z	78	G2148C	88	G2148BL	88	G2148R	88	G2148W	88
24″ x 35½″	610 x 902	13	5.9	G2436Z	74	G2436C	80	G2436BL	80	G2436R	80	G2436W	80
24″ x 47½″	610 x 1207	16	7.3	G2448Z	87	G2448C	96	G2448BL	96	G2448R	96	G2448W	96

*These shelves are designed specifically for use with gondolas. They are 1/2″ (13mm) shorter than our regular wire shelving (see page 9).

Add-A-Shelf® for Gondola Inset Wire Shelving

To specify finish, add suffix **Z** (EAGLEbrite® zinc), **C** (chrome), **BL** (black), **R** (red), or **W** (white) to model number when ordering. For example: A1448**W** indicates a white Add-A-Shelf® shelf. Freight class is 70.0.

width x length** in.	mm	weight lb.	kg	Add-A-Shelf® Shelves model #	List prices EAGLE brite®	chrome	black	red	white	Add-A-Shelf® Reverse Mat Shelves model #	List prices EAGLE brite®	chrome	black	red	white
14″ x 36″	356 x 914	8	3.6	A1436	60	67	67	67	67	D1436	63	69	69	69	69
14″ x 48″	356 x 1219	10	4.6	A1448	69	77	77	77	77	D1448	71	80	80	80	80
18″ x 36″	457 x 914	9	4.1	A1836	70	71	71	71	71	D1836	72	74	74	74	74
18″ x 48″	457 x 1219	12	5.5	A1848	80	85	85	85	85	D1848	82	87	87	87	87
21″ x 36″	533 x 914	11	5.0	A2136	76	82	82	82	82	D2136	79	86	86	86	86
21″ x 48″	533 x 1219	14	6.4	A2148	87	94	94	94	94	D2148	89	97	97	97	97
24″ x 36″	610 x 914	13	5.9	A2436	81	87	87	87	87	D2436	85	89	89	89	89
24″ x 48″	610 x 1219	16	7.3	A2448	96	103	103	103	103	D2448	98	106	106	106	106

** Dimensions are nominal

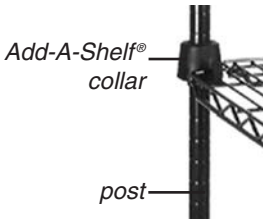

Collars and Split Sleeves

description	model #	list
plastic split sleeves for all shelves, set of four	PLASTIC SPLIT SLEEVES	5
Add-A-Shelf® collars for Add-A-Shelf® shelves, set of four	A208891	10

Posts for Gondola Inset Wire Shelving

Freight class is 50.0.

height in.	mm	weight lb.	kg	EAGLE-brite® model	list	chrome model	list	black model	list	red model	list	white model	list
14″	356	1.0	0.5	P14-Z	15	P14-C	15	P14-BL	15	P14-R	15	P14-W	15
33″	838	2.0	0.9	P33-Z	18	P33-C	18	P33-BL	18	P33-R	18	P33-W	18
54″	1372	3.0	1.4	P54-Z	22	P54-C	22	P54-BL	22	P54-R	22	P54-W	22
63″	1600	3.5	1.8	P63-Z	23	P63-C	23	P63-BL	23	P63-R	23	P63-W	23
74″	1880	4.0	1.8	P74-Z	26	P74-C	26	P74-BL	26	P74-R	26	P74-W	26
86″	2184	5.0	2.3	P86-Z	31	P86-C	31	P86-BL	31	P86-R	31	P86-W	31

100 Industrial Boulevard, Clayton, DE 19938-8903 U.S.A.
Phone: 800-441-8440 or 302-653-3000. Fax: 302-653-2065
http://www.eaglegrp.com

EAGLE GROUP Profit from the Eagle Advantage®

Stand-Outs™ Gondola Wire Shelving — see spec sheet EG01.33

Now patented. Designed for use on all major shelving fixtures such as Kent, Madix/Lozier , Royston, Streater, Universal Nolin, and PermaSteel. Features a pair of shelf brackets that are notched to securely hold the display shelf in place. Brackets can be positioned horizontally or slanted. Available in 3´ and 4´ (914 and 1219mm) lengths. A vailable in 18˝, 21˝, and 24˝ (457, 533, and 508mm) depths. Choose from custom and standard colors. **Freight class is 70.0**.

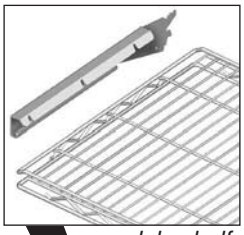

gondola shelf and bracket

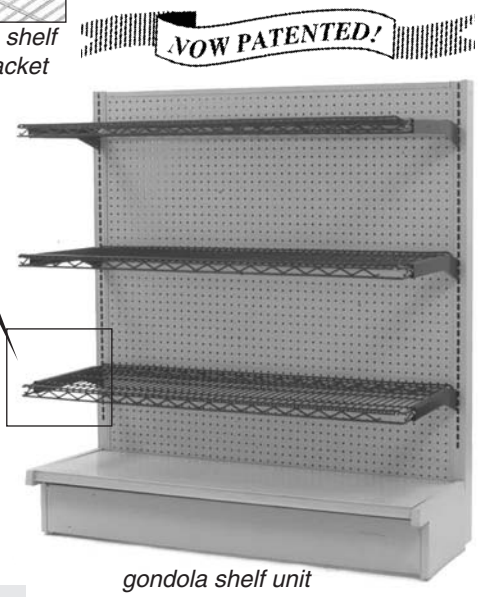

gondola shelf unit

Steps to follow when ordering:

1) **Determine decorative color of gondola shelf** . For standard colors, refer to chart below . For custom colors, add suffix **BM** (black matte), **L** (lilac), **M** (maroon), **SV** (silver vein), **SA** (sapphire), **SG** (smoked glass), **T** (teal), **GV** (gold vein), **CV** (copper vein), or **RU** (ruby) to the desired model number when ordering. Call factory for pricing.
2) **Determine correct brackets**. Refer to the **"Manufacturers' ID numbers"** table (below), and add the corresponding ID number to the end of the desired gondola shelf model number when ordering.

Example: Model #HG1836**BL-3** indicates an 18˝ x 36˝ (457 x 914mm) gondola shelf with black epoxy finish and brackets that fit a gondola made by Streater .

Manufacturers' ID numbers	
1-Kent	4-Madix/Lozier
2-Universal Nolin	5-Royston
3-Streater	6-PermaSteel

Gondola Shelves — Patent # 6,345,795

Price includes shelf with standard color and pair of shelf brackets.

width x length		weight		cu	red		white		black		chrome	
in.	mm	lbs.	kg	ft	model #	list	model #	list	model #	list	model #	list
18˝ x 36˝	457 x 914	12	5.8	0.7	HG1836R	80	HG1836W	80	HG1836BL	80	HG1836C	80
18˝ x 48˝	457 x 1219	15	6.8	0.9	HG1848R	93	HG1848W	93	HG1848BL	93	HG1848C	93
21˝ x 36˝	533 x 914	14	6.4	0.8	HG2136R	86	HG2136W	86	HG2136BL	86	HG2136C	86
21˝ x 48˝	533 x 1219	17	7.7	1.1	HG2148R	98	HG2148W	98	HG2148BL	98	HG2148C	98
24˝ x 36˝	610 x 914	16	7.3	0.8	HG2436R	91	HG2436W	91	HG2436BL	91	HG2436C	91
24˝ x 48˝	610 x 1219	19	8.6	1.2	HG2448R	104	HG2448W	104	HG2448BL	104	HG2448C	104

Replacement Brackets — Patent # D 435,787

Sold in pairs. Order replacement brackets to utilize standard shelves in different gondola systems.

length		weight		cu	Kent		U. Nolin		Streater		Madix/Lozier		Royston		PermaSteel	
in.	mm	lbs.	kg	ft	model #	list	model #	list	model #	list	model #	list	model #	list	model #	list
18˝	457	4.8	2.2	1.0	HGK18	28	HGU18	28	HGS18	28	HGML18	28	HGR18	28	HGP18	28
21˝	533	5.3	2.4	1.0	HGK21	32	HGU21	32	HGS21	32	HGML21	32	HGR21	32	HGP21	32
24˝	610	5.8	2.6	1.0	HGK24	38	HGU24	38	HGS24	38	HGML24	38	HGR24	38	HGP24	38

Wall Standards

Use for mounting directly to walls instead of gondolas, if desired. Sold and priced individually. 12 gauge zinc plated mild steel. Note: Shelving used only with Universal Nolin (suffix "-2") will fit wall standards.

height		weight		cu		
in.	mm	lbs.	kg	ft	model #	list
24˝	610	3.0	1.4	0.1	NUR24	26
36˝	914	4.5	2.0	0.1	NUR36	28
48˝	1219	6.0	2.7	0.1	NUR48	29

wall standard shown with Universal Nolin gondola bracket

CATALOG SECTION 1

gondola with wire display shelving

Wire Display Shelving — see spec sheet EG01.21

Used primarily for gondolas. Features MasterSeal® coating for improved rust protection. Eliminate the problem of obsolete shelving forever . Designed for use on all major shelving fixtures such as Kent, Madix/Lozier , Royston, Streater , Universal Nolin, and PermaSteel.

Features a one-piece shelf bracket (patent pending), tier notched to securely hold the display shelf in place. Brackets can be positioned horizontally or slanted. Shelving can be displayed using the 1″ or 3″ (25 or 76mm) integral fence by simply rotating the shelf 180°. Heavy-duty shelves can hold up to 40 lbs. (18 kg) per linear foot and feature EAGLEbrite® zinc finish with MasterSeal ® coating. A vailable in 3´ and 4´ (914 and 1219mm) lengths. Available in 10″, 12″, 14″, 16″, 18″ and 20″ (254, 309, 356, 406, 457 and 508mm) depths.

Freight class is 70.0.

Steps to follow when ordering:

1) Find your shelving system supplier in **"Manufacturers' ID Numbers"** table at lower right of this page.

2) **Determine correct brackets**. Add the corresponding ID number to the end of the desired display shelf model number when ordering. Example: Model #81036**5** indicates a 10″ x 36″ (254 x 914mm) display shelf with brackets that fit a shelving fixture made by Royston.

Display Shelves

Price includes shelf & brackets.

width x length in.	mm	weight lbs.	kg	cu ft	model #	list	width x length in.	mm	weight lbs.	kg	cu ft	model #	list
10″ x 36″	254 x 914	10	4.5	0.5	81036	75	10″ x 48″	254 x 1219	12	5.5	0.7	81048	78
12″ x 36″	309 x 914	11	5.0	0.7	81236	79	12″ x 48″	309 x 1219	13	5.9	0.7	81248	87
14″ x 36″	356 x 914	11	5.0	0.7	81436	82	14″ x 48″	356 x 1219	14	6.4	0.9	81448	92
16″ x 36″	406 x 914	12	5.5	0.7	81636	86	16″ x 48″	406 x 1219	15	6.8	0.9	81648	94
18″ x 36″	457 x 914	12	5.5	0.7	81836	93	18″ x 48″	457 x 1219	16	7.3	1.1	81848	100
20″ x 36″	508 x 914	13	5.9	0.7	82036	99	20″ x 48″	508 x 1219	17	7.7	1.1	82048	104

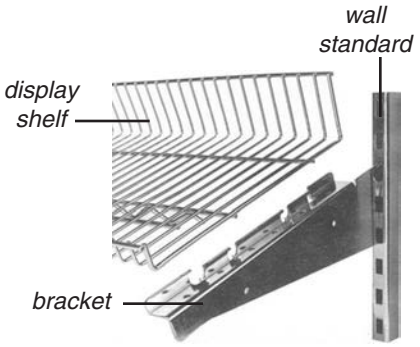

wall standard shown with display shelf and Universal Nolin bracket

Replacement Brackets

Sold in pairs. Order replacement brackets to utilize standard shelves in different gondola systems.

length in.	mm	weight lbs.	kg	cu ft	Kent model	list	U. Nolin model	list	Streater model	list	Madix/Lozier model	list	Royston model	list	PermaSteel model	list
10″	254	2.6	1.2	0.6	K10	38	U10	38	S10	38	ML10	38	R10	38	P10	38
12″	309	3.2	1.5	0.6	K12	41	U12	41	S12	41	ML12	41	R12	41	P12	41
14″	356	3.7	1.7	0.6	K14	44	U14	44	S14	44	ML14	44	R14	44	P14	44
16″	406	4.3	2.0	0.6	K16	48	U16	48	S16	48	ML16	48	R16	48	P16	48
18″	457	4.8	2.2	0.6	K18	51	U18	51	S18	51	ML18	51	R18	51	P18	51
20″	508	5.3	2.4	0.6	K20	53	U20	53	S20	53	ML20	53	R20	53	P20	53

Wall Standards

Use for mounting directly to walls. Sold and priced individually. Order shelving with ID #2 (Universal Nolin – see chart below) for use with wall standards.

height in.	mm	weight lbs.	kg	cu ft	model #	list
24″	610	3.0	1.4	0.1	NUR24	26
36″	914	4.5	2.0	0.1	NUR36	28
48″	1219	6.0	2.7	0.1	NUR48	29

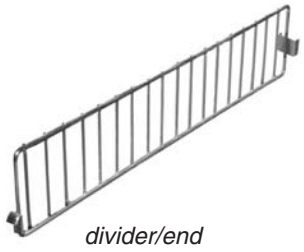

divider/end

Dividers/Ends

length in.	mm	weight lbs.	kg	cu ft	model #	list
10″	254	0.5	0.2	0.3	D10	27
12″	309	0.6	0.3	0.4	D12	29
14″	356	0.7	0.3	0.4	D14	31
16″	406	0.8	0.4	0.7	D16	32
18″	457	0.9	0.4	0.7	D18	34
20″	508	1.0	0.5	1.0	D20	40

Manufacturers' ID numbers	
1-Kent	4-Madix/Lozier
2-Universal Nolin	5-Royston
3-Streater	6-PermaSteel

100 Industrial Boulevard, Clayton, DE 19938-8903 U.S.A.
Phone: 800-441-8440 or 302-653-3000. Fax: 302-653-2065
http://www.eaglegrp.com

EAGLE GROUP
Profit from the Eagle Advantage®

Angled Shelf/Visual Merchandising Carts — see spec sheet EG01.44 NSF

NEW Valu-Gard® finish!

Ideal for displaying point-of-sale or special sale items. Offers the ergonomic advantage of an angled shelf along with added visibility in the storage bins. Additional shelves and wire dividers available as options. **Freight class is 70.0**.

- Flexibility to adjust shelves on 1˝ (25mm) vertical increments and the slope of each shelf.
- Open-wire construction for high visibility of merchandise.
- Mobility to display merchandise in different areas with minimal rearrangement of fixtures.
- Durable EAGLEbrite®, chrome, black epoxy, Valu-Master®, or Valu-Gard® shelves. To order red or white epoxy finish, add suffix "**R**" (red) or "**W**" (white). Example: M1836**R**. Priced same as black epoxy.
- Shelves are reversible, allowing for smaller items to be displayed toward front, if desired.
- 5˝ x 1¼˝ (127 x 32mm) standard polymer swivel casters, two with brake — each with a weight capacity of 300 lbs. (136.1 kg). Additional caster sizes are available.
- 72˝ (1829mm) nominal height.
- Units available in 3´, 4´, and 5´ (914, 1219, and 1524mm) lengths.

length		weight		cu	EAGLEbrite®		chrome		black		Valu-Master®		Valu-Gard®	
in.	mm	lbs.	kg	ft	model #	list	model #	list	model #	list	model #	list	model #	list
36˝	914	60	27.2	4	M1836Z-4	495	M1836C-4	509	M1836BL-4	509	M1836V-4	535	M1836VG-4	535
48˝	1219	68	30.8	5	M1848Z-4	569	M1848C-4	581	M1848BL-4	581	M1848V-4	616	M1848VG-4	616
60˝	1524	72	32.7	8	M1860Z-4	620	M1860C-4	629	M1860BL-4	629	M1860V-4	669	M1860VG-4	669

visual merchandising cart with optional shelf dividers

Additional Angled Shelves for Angled Shelf/Visual Merchandising Carts

Hanger rails included. Note: If purchased as component piece for unit assembly, two 3-piece truss snares must be ordered.

length		weight		cu	EAGLEbrite®		chrome		black		Valu-Master®		Valu-Gard®	
in.	mm	lbs.	kg	ft	model #	list	model #	list	model #	list	model #	list	model #	list
36˝	914	9	4.1	1.0	M1836Z	98	M1836C	101	M1836BL	101	M1836V	112	M1836VG	112
48˝	1219	12	5.5	1.2	M1848Z	114	M1848C	119	M1848BL	119	M1848V	126	M1848VG	126
60˝	1524	17	7.7	1.4	M1860Z	126	M1860C	131	M1860BL	131	M1860V	137	M1860VG	137



angled shelf

3-Sided Truss Snares for Angled Shelf/Visual Merchandising Carts

18˝ (457mm) front-to-back.

length		weight		cu	EAGLEbrite®		chrome		black		Valu-Master®		Valu-Gard®	
in.	mm	lbs.	kg	ft	model #	list	model #	list	model #	list	model #	list	model #	list
36˝	914	3.5	1.6	2	3TF1836-Z	37	3TF1836-C	66	3TF1836-BL	66	3TF1836-V	72	3TF1836-VG	72
48˝	1219	4.0	1.8	3	3TF1848-Z	41	3TF1848-C	72	3TF1848-BL	72	3TF1848-V	77	3TF1848-VG	77
60˝	1524	4.5	2.0	4	3TF1860-Z	44	3TF1860-C	80	3TF1860-BL	80	3TF1860-V	86	3TF1860-VG	86



three-sided truss snare

4-Sided Truss Snares for Angled Shelf/Visual Merchandising Carts

18˝ (457mm) front-to-back.

length		weight		cu	EAGLEbrite®		chrome		black		Valu-Master®		Valu-Gard®	
in.	mm	lbs.	kg	ft	model #	list	model #	list	model #	list	model #	list	model #	list
36˝	914	3.5	1.6	2	4TF1836-Z	51	4TF1836-C	55	4TF1836-BL	55	4TF1836-V	59	4TF1836-VG	59
48˝	1219	4.0	1.8	3	4TF1848-Z	55	4TF1848-C	61	4TF1848-BL	61	4TF1848-V	65	4TF1848-VG	65
60˝	1524	4.5	2.0	4	4TF1860-Z	59	4TF1860-C	68	4TF1860-BL	68	4TF1860-V	74	4TF1860-VG	74



four-sided truss snare

Side-to-Side Hanger Rails for Angled Shelf/Visual Merchandising Carts

length		weight		cu	EAGLEbrite®		chrome		black		Valu-Master®		Valu-Gard®	
in.	mm	lbs.	kg	ft	model #	list	model #	list	model #	list	model #	list	model #	list
36˝	914	1.4	0.6	1.5	LR36-Z	22	LR36-C	27	LR36-BL	27	LR36-V	32	LR36-VG	32
48˝	1219	1.9	0.9	2.0	LR48-Z	24	LR48-C	40	LR48-BL	40	LR48-V	45	LR48-VG	45
60˝	1524	2.5	1.1	2.5	LR60-Z	26	LR60-C	44	LR60-BL	44	LR60-V	51	LR60-VG	51

hanger rail

Front-to-Back Hanger Rail for Angled Shelf/Visual Merchandising Carts

length		weight		cu	EAGLEbrite®		chrome		black		Valu-Master®		Valu-Gard®	
in.	mm	lbs.	kg	ft	model #	list	model #	list	model #	list	model #	list	model #	list
18˝	457	0.7	0.3	2.0	WR18-Z	20	WR18-C	23	WR18-BL	23	WR18-V	24	WR18-VG	24

Shelf Dividers for Angled Shelf/Visual Merchandising Carts

length		weight		cu	EAGLEbrite®		chrome		black		Valu-Master®		Valu-Gard®	
in.	mm	lbs.	kg	ft	model #	list	model #	list	model #	list	model #	list	model #	list
18˝	457	1.0	0.5	0.6	M18Z	37	M18C	39	M18BL	39	M18V	44	M18VG	44

shelf divider

Wine Shelves

Available as three options. Convert your existing shelving unit by adding our cradle wine shelf onto standard posts. **Freight class is 70.0**.

cradle wine shelves

Cradle Wine Shelves – see spec sheet EG01.20

Each bottle is "cradled" by heavy gauge wire to avoid movement. Available in black or chrome-plated mild steel. Note: These shelves cannot be joined by "S" hooks.

width x length in.	mm	weight lb.	kg	cu ft	capacity (750ml bottles)	chrome model #	list	black epoxy model #	list
14″ x 36″	356 x 914	7	3.2	1.0	9	W1436C	115	W1436BL	115
14″ x 48″	356 x 1219	9	4.1	1.3	12	W1448C	132	W1448BL	132



bulk wine shelf unit

Bulk Wine Shelf Units – see spec sheet EG01.24 NSF

Largest capacity offered in the industr y; bottles are stored in bulk. Each compartment is adjustable for bottle diameter and holds one dozen bottles per compartment. Bottles are retained with removable dividers, back panels and end panels. Panels are chrome plated mild steel. Height is 74″ (1880mm).

width x length in.	mm	weight lb.	kg	cu ft	capacity (750ml bottles)	chrome model #	list	black model#	list
14″ x 36″	356 x 914	140	63.5	5	180	BW1436C	2055	BW1436BL	2055
14″ x 48″	356 x 1219	160	72.5	9	240	BW1448C	2630	BW1448BL	2630

Bulk Wine Shelf Units with Security Doors – see spec sheet EG01.24

width x length in.	mm	weight lb.	kg	cu ft	capacity (750ml bottles)	chrome model #	list	black model#	list
14″ x 36″	356 x 914	183	83.0	5	180	BW1436C-SC	3116	BW1436BL-SC	3116
14″ x 48″	356 x 1219	205	93.0	9	240	BW1448C-SC	3671	BW1448BL-SC	3671

Shelving Configuration for Wine Storage

Created with standard shelving by adding a series of rods & tabs and enclosure panels.

shelving configuration using rods & tabs for wine storage

Rods & Tabs – see spec sheet EG01.03

Used to enclose backs or sides of shelving units to prevent contents from falling. Also used to partition shelving units by positioning rods interior to shelves. Model number indicates height. Each rod comes with four tabs. **Freight class is 70.0**.

chrome model #	list ea	stainless steel model #	list ea
R54-C	28	R54-S	41
R63-C	30	R63-S	43
R74-C	35	R74-S	51



enclosure panel

rod with tab in place

Enclosure Panels – see spec sheet EG01.03 NSF

Helps secure shelf contents, enclosing the backs and sides of unit. A vailable in chrome or stainless steel. Includes four retaining clamps. Consult page 26 for panel requirements. **Freight class is 70.0**.

shelf width in.	mm	panel width in.	mm	post height in.	mm	weight lb.	kg	cubic feet	chrome model #	list	stainless steel model #	list
18″	457	14″	356	54″	1372	6	2.7	1.5	E1854-C	79	E1854-S	154
18″	457	14″	356	63″	1600	7	3.2	1.8	E1863-C	83	E1863-S	161
18″	457	14″	356	74″	1880	8	3.6	2.0	E1874-C	86	E1874-S	173
24″	610	20″	233	54″	1372	9	4.1	2.1	E2454-C	95	E2454-S	185
24″	610	20″	233	63″	1600	10	4.5	2.3	E2463-C	99	E2463-S	200
24″	610	20″	233	74″	1880	11	5.0	2.6	E2474-C	104	E2474-S	210

100 Industrial Boulevard, Clayton, DE 19938-8903 U.S.A.
Phone: 800-441-8440 or 302-653-3000. Fax: 302-653-2065
http://www.eaglegrp.com

EAGLE GROUP
Profit from the Eagle Advantage®

Retail Display Workstation

Workstations consist of 63˝ (1600mm) high freestanding rear shelf unit and a 34˝ (864mm) high table, both capped with a bir ch finish. Shelving unit in rear features four 14˝ (356mm) wide chrome shelves and posts. T able features two 18˝ (457mm) wide chrome wire undershelves and posts. Available accessories include hanger rails, display arms, ledges, dividers, wire grids panels, and a variety of display hooks. A vailable options include additional wood tabletop choices, laminate top in lieu of wood, your custom logo displayed on wood caps, and European-style corners on wood caps. **Freight class is 70.0**.

width x length		weight		cubic		
in.	mm	lbs.	kg	feet	model #	list
36˝ x 50˝	914 x 1270	110	49.9	6	RDW48CB	2690

retail display workstation shown with optional accessories

Mobile Demo Cart

Working height of 34˝ (864mm). 19 ½˝ x 31 ½˝ (495 x 800mm) bir ch or maple tabletop with European style corners. Middle and bottom shelves are 18˝ x 30˝ (305 x762mm) wire shelves. 4˝ (102mm) decorative casters, two with brakes. Extended push handle, posts, and wire shelves are chrome-plated. A vailable accessories include laminate top in lieu of wood, wire basket, and utility hooks. **Freight class is 70.0**.

width x length		weight		cubic	MAPLE TABLETOP		BIRCH TABLETOP	
in.	mm	lbs.	kg	feet	model #	list	model #	list
18˝ x 32˝	457 x 813	52	23.6	2.5	DC1832C-M	971	DC1832C-B	1273

mobile demo cart shown with optional accessories

Soft Goods Display

Utilizes Stand-Outs™ decorative shelving and posts. 64˝ (1626mm) height with standard adjustable feet. Standard color is red. Includes three shelves, display arm, two hanger rails, and two etagere tops used for signage. Options include the finish of your choice (see page 66 for custom colors and suffix codes), additional shelves and hooks, hanger tube, and decorative casters. **Freight class is 70.0**.

width x length		weight		cubic		
in.	mm	lbs.	kg	feet	model #	list
24˝ x 24˝	610 x 610	49	22.2	3	SDG2424R	354

soft goods display shown with optional hooks

Secure Display Merchandiser

Posts and shelves are chrome plated. Includes a mylar inlay for top shelf and four 2 ⅜˝ (60mm) decorative casters. Accessories include polymer, natural wood, or laminated top, center shelf, low voltage lighting, and wall grid panel. **Freight class is 70.0**.

width x length		weight		cubic		
in.	mm	lbs.	kg	feet	model #	list
14˝ x 36˝	356 x 914	90	40.8	9	SDM1436C	1095

secure display merchandiser shown with optional accessories

Pot/Pan Rack

Chrome plated. 33˝ (838mm)-high. Designed for displaying items such as cookware, while allowing plenty of tabletop room for other display. Threaded stud welded into middle of 12˝ (305mm) square heavy gauge mild steel base. Base is screwed into bottom of post. Entire assembly screws onto tabletop. Comes with three display brackets with 8˝ (203mm) hexagon pad welded onto each bracket. Overall bracket length is 10˝ (254mm). Options include the finish of your choice (see page 66 for custom colors and suffix codes), specified post height and additional brackets.

Freight class is 70.0.

width x length in.	mm	weight lbs.	kg	cubic feet	model #	list
12˝ x 12˝	305 x 305	15	6.8	1.2	A210115	84

pot/pan rack shown with additional bracket

Optional Freestanding Base for Pot/Pan Rack

22˝ x 30˝ (559 x 762mm). Chrome. A vailable as an option to mounting.

model #	list
A210109	36

Additional Bracket for Pot/Pan Rack

Chrome.

model #	list
A210075	18

maple top kitchen wine cart

NEW Maple Top Kitchen Wine Cart

1¾˝ (45mm)-thick hardwood butcher block top. Features two chrome wine racks that can hold up to 18 bottles of wine, chrome wire shelf for storage, and smooth rolling casters for easy mobility .

width x length in.	mm	model #	list
18˝ x 40˝	457 x 1016	WR1840C	971

four plate display shelves and posts shown assembled

Plate Display Shelving

Black epoxy finish. Reverse mat wire shelf features built-in ledges. Bottom of plates rest behind built-in ledges, and top of plates rest on truss rails that run end-to-end. Wire shelves allow for smaller items to be displayed also, while open-wire construction helps prevent dust build-up.

Reverse Mat Shelf for Plate Display Shelving

Comes with one pair of end-to-end truss rails and one pair of front-to-back truss assemblies.

width x length in.	mm	weight lbs.	kg	cubic feet	model #	list per shelf
18˝ x 72˝	457 x 1829	30	13.6	2.1	PDS1872BL	235

Posts for Plate Display Shelving

height in.	mm	weight lbs.	kg	cu ft	model #	list
33˝	838	2.0	0.9	0.1	P33-BL	18
54˝	1372	3.0	1.4	0.1	P54-BL	22
63˝	1600	3.5	1.8	0.3	P63-BL	23
74˝	1880	4.0	1.8	0.5	P74-BL	26
86˝	2184	5.0	2.3	0.8	P86-BL	31

100 Industrial Boulevard, Clayton, DE 19938-8903 U.S.A.
Phone: 800-441-8440 or 302-653-3000. Fax: 302-653-2065
http://www.eaglegrp.com

EAGLE GROUP
Profit from the Eagle Advantage®

A Closer Look At Our Patented

uni-lok®

Gusset System

(Patent #5,165,349)

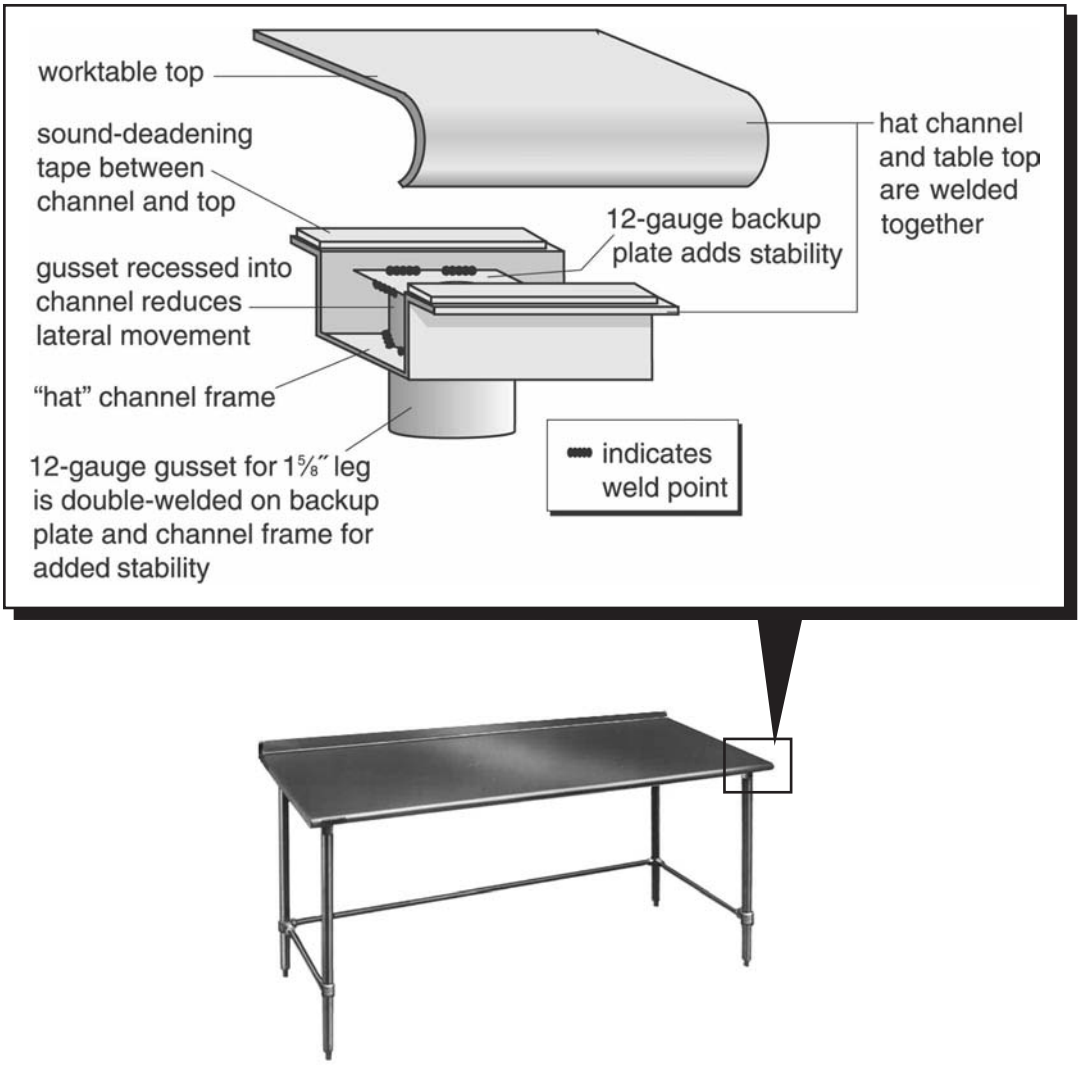

The uni-lok® Gusset System ensures stability on all units that feature this brilliant design, such as our Worktables, Flex-Master® Overshelf System, Spec-Master® Enclosed Worktables, Mixer Stands, Griddle/Equipment Stands, and more…

100 Industrial Boulevard, Clayton, DE 19938-8903 U.S.A.
Phone: 800-441-8440 or 302-653-3000. Fax: 302-653-2065
http://www.eaglegrp.com

EAGLE GROUP
Profit from the Eagle Advantage®

Custom options and accessories for Tables can be found on pages 266-267.

Tables

AdjusTable® Work Surface System 107
Boat Racks 111
Casters 99
Demo Tables 113
DrainPerfect® Can Drainer 105
Drawer Assemblies & Kits 104-105
Extra Undershelves 103
Filler Tables 94
Flex-Master® Overshelf System & Kits 96
Griddle/Equipment Stands 109
Hardwood Worktables 112
Knock Down Worktables with Cabinet Kit 94
LIFESTOR® Undershelves 103
Microwave Shelves 102
Mixer Stands 108
Mobile Equipment Stand 108
Overshelves 98
Pan/Pot Racks 106
Pass-thru Shelves 99
Pizza Cut-N-Pack Tables 113
Pizza Holding Tables 113
Poly Top Tables 110-111
Rice Cooker Tables 114
Snap-n-Slide® Wall Shelves 101
Spec-Master® Enclosed Worktables 97
Spec-Master® Marine Beverage Counters 95
Spec-Master® Marine Prep Tables 95
Spec-Master® Plate Cabinets 115
Spec-Master® Prep Tables 113
Spice Bins 105
Stainless Steel Lok-n-Fold™ Tables 114
Tier Drawers 105
Utensil Bars 95
Wall Cabinets 102
Wall Shelves 100-101
Worktables 82-93

CATALOG SECTION 10

Spec-Master® Marine Series

14 gauge, type 304 stainless steel tabletop.
Features a marine counter edge to prevent spillage.

with flat top and undershelf…

…flat top and tubular base…

…4½˝ (267mm) backsplash and undershelf…

…4½˝ (267mm) backsplash and tubular base

EM, SEM, GTEM, and STEM series

Spec-Master® Series

14 gauge, type 304 stainless steel tabletop.

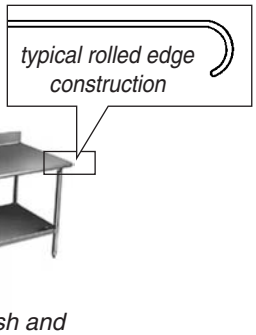

with flat top and undershelf…

…upturn and undershelf…

…backsplash and undershelf…

…flat top and tubular base…

…upturn and tubular base…

…backsplash and tubular base

E, SE, GTE, and STE series

Options/Accessories For All Worktables

- **Set of four, six, or eight 4˝ or 5˝ (102 or 127mm)-diameter casters to fit any table.**
- **Flex-Master® overshelf kits.**
- **Drawer kits (see page 81 for drawer capacity per table).**
- **Extra sound deadening.**

See pages 82-93.
All 24˝ - 36˝ (610 - 914mm)-wide worktables that are 96˝ (2438mm) and longer come standard with six legs or more.
All 48˝ (1219mm)-wide worktables that are 72˝ (1829mm) and longer come standard with six legs or more.

100 Industrial Boulevard, Clayton, DE 19938-8903 U.S.A.
Phone: 800-441-8440 or 302-653-3000. Fax: 302-653-2065
http://www.eaglegrp.com

EAGLE GROUP
Profit from the Eagle Advantage®

Deluxe Series

16 gauge, type 304 stainless steel table top.

with flat top and undershelf…

…upturn and undershelf…

…backslash and undershelf…

…flat top and tubular base…

…upturn and tubular base…

…backslash and tubular base

EB, SEB, GTEB, and STEB series

Budget Series

16 gauge, type 430 stainless steel table top.

with flat top and undershelf…

…upturn and undershelf…

…backslash and undershelf…



…flat top and tubular base…

…upturn and tubular base…

…backslash and tubular base

B, SB, GTB, and STB series

Drawer Capacity Per Table

Drawers can be centered, left or right. Holes are predrilled for 20˝ x 20˝ drawers only .

table length in.	mm	15˝ x 20˝ (381 x 508mm) drawer capacity per table	20˝ x 20˝ (508 x 508mm) drawer capacity per table
24˝	(610mm)	0	0
30˝	(762mm)	1 centered	0
36˝	(914mm)	1 centered	1 centered
48˝	(1219mm)	1 centered; or 1 left & 1 right	1 centered
60˝	(1524mm)	1 centered; or 1 left & 1 right	1 centered; or 1 left & 1 right
72˝	(1829mm)	3 (1 centered, 1 left, 1 right)	1 centered; or 1 left & 1 right
84˝	(2134mm)	4	1 centered; or 1 left & 1 right
96˝	(2438mm)	4 (2 left, 2 right)	2 (1 left, 1 right)
108˝	(2743mm)	4 (2 left, 2 right)	4 (2 left, 2 right)
120˝	(3048mm)	4 (2 left, 2 right)	4 (2 left, 2 right)
132˝	(3353mm)	6 (3 left, 3 right)	4 (2 left, 2 right)
144˝	(3658mm)	6 (3 left, 3 right)	4 (2 left, 2 right)

CATALOG SECTION 10

patented uni-lok® system

Worktables with Flat Top & Galvanized Legs/Undershelf — see spec sheet EG10.40 NSF

Eagle worktables with flat top are available in budget; deluxe; and top-of-the-line Spec-Master® and Spec-Master® Marine series. Each series, except Spec-Master® Marine, offers worktables with a rolled edge on front and rear, with ends turned down 90°. Spec-Master® Marine series offers worktables with a marine counter edge on all four sides. All worktables are available with tubular base or undershelf, galvanized or stainless steel legs. All units feature heavy gauge polished stainless steel top. 35 ⅛″ - 36⅛″ (892 - 918mm) adjustable working height. All shipping weights and cubic feet are approximate. **Freight class is 70.0**.

Optional NSF sprayed-on latex sound deadening available. To order, add $428 to list price and suffix **"-SD"**. Example: T2424B-**SD**.

NEW optional fixed undershelf available in place of standard adjustable undershelf. To order, add 10% to list price, and **"-F"** to end of suffix. Example: T2424B-**F**.

For Flex-Master® overshelf kits, see page 96. For drawer kits, see page 105.

#T3048B worktable

Optional Casters NSF

To determine set of casters applicable, see "**# of legs**" column in bottom chart. **Freight class is 65.0**.

description	Zinc with Resilient Tread: wt. cap. per caster lbs.	kg	model #	list per set	Zinc with Poly Tread: wt. cap. per caster lbs.	kg	model #	list per set	Polymer Cart Washable with Polymer Tread: wt. cap. per caster lbs.	kg	model #	list per set
4″ (102mm)-dia., set of 4 (2 swivel, 2 w/brake)	115	52.2	CA4-SB	349	n/a		n/a		n/a		n/a	
4″ (102mm)-dia., set of 6 (3 swivel, 3 w/brake)	115	52.2	CA6-SB	522	n/a		n/a		n/a		n/a	
4″ (102mm)-dia., set of 8 (4 swivel, 4 w/brake)	115	52.2	CA8-SB	696	n/a		n/a		n/a		n/a	
5″ (127mm)-dia., set of 4 (2 swivel, 2 w/brake)	200	90.7	CAH4-SB	463	250	113.4	CAHP4-SB	400	250	113.4	CAHW4-SB	497
5″ (127mm)-dia., set of 6 (3 swivel, 3 w/brake)	200	90.7	CAH6-SB	693	250	113.4	CAHP6-SB	600	250	113.4	CAHW6-SB	746
5″ (127mm)-dia., set of 8 (4 swivel, 4 w/brake)	200	90.7	CAH8-SB	923	250	113.4	CAHP8-SB	800	250	113.4	CAHW8-SB	993

Legs are 1⅝″ (41mm)-diameter, heavy gauge tubular galvanized steel. Adjustable undershelf is heavy gauge galvanized steel. On 48″ (1219mm)-wide models, undershelf is non-adjustable.

width x length in.	mm	# of legs	weight lbs.	kg	cu ft	BUDGET 16/430 stainless steel top model #	list	DELUXE 16/304 stainless steel top model #	list	*SPEC-MASTER® 14/304 stainless steel top model #	list	*▲SPEC-MASTER® MARINE 14/304 stainless steel top model #	list
24″ x 24″	610 x 610	4	40	18.1	3.5	T2424B	603	T2424EB	665	T2424E	698	T2424EM	1167
24″ x 30″	610 x 762	4	45	20.4	3.8	T2430B	655	T2430EB	725	T2430E	773	T2430EM	1250
24″ x 36″	610 x 914	4	50	22.7	4.4	T2436B	711	T2436EB	780	T2436E	828	T2436EM	1305
24″ x 48″	610 x 1219	4	60	27.2	5.7	T2448B	724	T2448EB	793	T2448E	843	T2448EM	1326
24″ x 60″	610 x 1524	4	70	31.8	7.1	T2460B	764	T2460EB	860	T2460E	923	T2460EM	1403
24″ x 72″	610 x 1829	4	80	36.3	8.5	T2472B	817	T2472EB	932	T2472E	1000	T2472EM	1490
24″ x 84″	610 x 2134	4	90	40.8	11.2	T2484B	1042	T2484EB	1333	T2484E	1363	T2484EM	1818
24″ x 96″	610 x 2438	6	100	45.4	11.2	T2496B	1186	T2496EB	1428	T2496E	1463	T2496EM	1922
24″ x 108″	610 x 2743	6	110	49.9	14.0	T24108B	1929	T24108EB	2062	T24108E	2020	T24108EM	2523
24″ x 120″	610 x 3048	6	120	54.4	14.0	T24120B	1985	T24120EB	2121	T24120E	2224	T24120EM	2582
24″ x 132″	610 x 3353	8	130	59.0	16.8	T24132B	1995	T24132EB	2160	T24132E	2341	T24132EM	2770
24″ x 144″	610 x 3658	8	140	63.5	16.8	T24144B	1997	T24144EB	2224	T24144E	2349	T24144EM	2829
30″ x 30″	762 x 762	4	46	20.9	3.8	T3030B	673	T3030EB	751	T3030E	799	T3030EM	1278
30″ x 36″	762 x 914	4	52	23.6	4.4	T3036B	726	T3036EB	807	T3036E	853	T3036EM	1337
30″ x 48″	762 x 1219	4	64	29.0	5.7	T3048B	737	T3048EB	830	T3048E	887	T3048EM	1372
30″ x 60″	762 x 1524	4	76	34.5	7.1	T3060B	807	T3060EB	913	T3060E	978	T3060EM	1471
30″ x 72″	762 x 1829	4	84	38.1	8.5	T3072B	876	T3072EB	1000	T3072E	1071	T3072EM	1568
30″ x 84″	762 x 2134	4	96	43.6	11.2	T3084B	1093	T3084EB	1353	T3084E	1438	T3084EM	1898
30″ x 96″	762 x 2438	6	108	49.0	11.2	T3096B	1266	T3096EB	1475	T3096E	1571	T3096EM	2030
30″ x 108″	762 x 2743	6	120	54.4	14.0	T30108B	1948	T30108EB	2185	T30108E	2300	T30108EM	2715
30″ x 120″	762 x 3048	6	132	59.9	14.0	T30120B	2013	T30120EB	2250	T30120E	2362	T30120EM	2775
30″ x 132″	762 x 3353	8	144	65.3	16.8	T30132B	2114	T30132EB	2373	T30132E	2440	T30132EM	2937
30″ x 144″	762 x 3658	8	156	70.8	16.8	T30144B	2177	T30144EB	2390	T30144E	2574	T30144EM	3000
36″ x 48″	914 x 1219	4	70	31.8	7.0	T3648B	919	T3648EB	1011	T3648E	1041	T3648EM	1649
36″ x 60″	914 x 1524	4	82	37.2	8.8	T3660B	1035	T3660EB	1133	T3660E	1167	T3660EM	1777
36″ x 72″	914 x 1829	4	96	43.6	10.5	T3672B	1131	T3672EB	1230	T3672E	1272	T3672EM	1893
36″ x 84″	914 x 2134	4	108	49.0	12.2	T3684B	1556	T3684EB	1671	T3684E	1703	T3684EM	2284
36″ x 96″	914 x 2438	6	120	54.4	13.9	T3696B	1654	T3696EB	1771	T3696E	1821	T3696EM	2393
36″ x 108″	914 x 2743	6	132	59.9	17.3	T36108B	2351	T36108EB	2623	T36108E	2686	T36108EM	3137
36″ x 120″	914 x 3048	6	144	65.3	17.3	T36120B	2405	T36120EB	2686	T36120E	2748	T36120EM	3199
36″ x 132″	914 x 3353	8	156	70.8	20.7	T36132B	2465	T36132EB	2775	T36132E	2870	T36132EM	3388
36″ x 144″	914 x 3658	8	168	76.2	20.7	T36144B	2600	T36144EB	2835	T36144E	3018	T36144EM	3453
48″ x 48″	1219 x 1219	4	124	54.9	9.3	n/a		n/a		T4848E	2428	T4848EM	3237
48″ x 60″	1219 x 1524	4	146	66.2	14.0	n/a		n/a		T4860E	2715	T4860EM	3523
48″ x 72″	1219 x 1829	6	171	77.6	14.0	n/a		n/a		T4872E	2948	T4872EM	3758
48″ x 84″	1219 x 2134	8	197	89.4	18.7	n/a		n/a		T4884E	4002	T4884EM	4808
48″ x 96″	1219 x 2438	8	241	109.3	18.7	n/a		n/a		T4896E	4232	T4896EM	5042
48″ x 108″	1219 x 2743	8	278	126.1	23.3	n/a		n/a		T48108E	6333	T48108EM	7146
48″ x 120″	1219 x 3048	8	316	143.3	23.3	n/a		n/a		T48120E	6405	T48120EM	7204
48″ x 132″	1219 x 3353	8	353	160.1	27.9	n/a		n/a		T48132E	6958	T48132EM	7759
48″ x 144″	1219 x 3658	8	391	177.4	27.9	n/a		n/a		T48144E	7008	T48144EM	7821

* On Spec-Master® and Spec-Master® Marine tables, increase stated weight by 10%.

▲ Spec-Master® Marine tables feature a marine counter edge to prevent spillage.

100 Industrial Boulevard, Clayton, DE 19938-8903 U.S.A.
Phone: 800-441-8440 or 302-653-3000. Fax: 302-653-2065
http://www.eaglegrp.com

EAGLE GROUP
Profit from the Eagle Advantage®

CATALOG SECTION 10

Worktables with Flat Top & Stainless Steel Legs/Undershelf — see spec sheet EG10.41 (NSF)

Eagle worktables with flat top are available in Budget; Deluxe; and top-of-the-line Spec-Master® and Spec-Master® Marine series. Each series, except Spec-Master® Marine, offers worktables with a rolled edge on front and rear, with ends turned down 90°. Spec-Master® Marine series offers worktables with a marine counter edge on all four sides. All worktables are available with tubular base or undershelf, galvanized or stainless steel legs. All units feature heavy gauge polished stainless steel top. 35⅛″ - 36⅛″ (892 - 918mm) adjustable working height. All shipping weights and cubic feet are approximate. **Freight class is 70.0**.

NEW design includes split sleeves that snap to grooved legs! Undershelf, with marine edge, slides down onto split sleeves!

Optional NSF sprayed-on latex sound deadening available. To order, add $428 to list price and suffix **"-SD"**. Example: T2424SB-**SD**.

For Flex-Master® overshelf kits, see page 96. For drawer kits, see page 105.

patented uni-lok® system

NEW DESIGN!

Adjustable undershelf standard on 24″ to 36″-wide tables!

Optional Casters (NSF)

To determine set of casters applicable, see "**# of legs**" column in bottom chart. **Freight class is 65.0**.

	Zinc with Resilient Tread				Zinc with Poly Tread				Polymer Cart Washable with Polymer Tread			
description	wt. cap. per caster lbs.	kg	model #	list per set	wt. cap. per caster lbs.	kg	model #	list per set	wt. cap. per caster lbs.	kg	model #	list per set
4″ (102mm)-dia., set of 4 (2 swivel, 2 w/brake)	115	52.2	CA4-SB	349	n/a		n/a		n/a		n/a	
4″ (102mm)-dia., set of 6 (3 swivel, 3 w/brake)	115	52.2	CA6-SB	522	n/a		n/a		n/a		n/a	
4″ (102mm)-dia., set of 8 (4 swivel, 4 w/brake)	115	52.2	CA8-SB	696	n/a		n/a		n/a		n/a	
5″ (127mm)-dia., set of 4 (2 swivel, 2 w/brake)	200	90.7	CAH4-SB	463	250	113.4	CAHP4-SB	400	250	113.4	CAHW4-SB	497
5″ (127mm)-dia., set of 6 (3 swivel, 3 w/brake)	200	90.7	CAH6-SB	693	250	113.4	CAHP6-SB	600	250	113.4	CAHW6-SB	746
5″ (127mm)-dia., set of 8 (4 swivel, 4 w/brake)	200	90.7	CAH8-SB	923	250	113.4	CAHP8-SB	800	250	113.4	CAHW8-SB	993

Legs are 1⅝″ (41mm)-diameter, 16 gauge tubular stainless steel. Adjustable undershelf is heavy gauge stainless steel. On 48″ (1219mm)-wide models, undershelf is non-adjustable.

width x length in.	mm	# of legs	weight lbs.	kg	cu ft	BUDGET 16/430 stainless steel top model #	list	DELUXE 16/304 stainless steel top model #	list	*SPEC-MASTER® 14/304 stainless steel top model #	list	*▲SPEC-MASTER® MARINE 14/304 stainless steel top model #	list
24″ x 24″	610 x 610	4	40	18.1	3.5	T2424SB	847	T2424SEB	904	T2424SE	975	T2424SEM	1457
24″ x 30″	610 x 762	4	45	20.4	3.8	T2430SB	923	T2430SEB	996	T2430SE	1082	T2430SEM	1563
24″ x 36″	610 x 914	4	50	22.7	4.4	T2436SB	976	T2436SEB	1050	T2436SE	1137	T2436SEM	1617
24″ x 48″	610 x 1219	4	60	27.2	5.7	T2448SB	1003	T2448SEB	1088	T2448SE	1186	T2448SEM	1668
24″ x 60″	610 x 1524	4	70	31.8	7.1	T2460SB	1084	T2460SEB	1183	T2460SE	1292	T2460SEM	1775
24″ x 72″	610 x 1829	4	80	36.3	8.5	T2472SB	1163	T2472SEB	1277	T2472SE	1400	T2472SEM	1884
24″ x 84″	610 x 2134	4	90	40.8	11.2	T2484SB	1436	T2484SEB	1757	T2484SE	1916	T2484SEM	2323
24″ x 96″	610 x 2438	6	100	45.4	11.2	T2496SB	1542	T2496SEB	1880	T2496SE	2053	T2496SEM	2458
24″ x 108″	610 x 2743	6	110	49.9	14.0	T24108SB	2503	T24108SEB	2610	T24108SE	2938	T24108SEM	3175
24″ x 120″	610 x 3048	6	120	54.4	14.0	T24120SB	2562	T24120SEB	2771	T24120SE	2998	T24120SEM	3236
24″ x 132″	610 x 3353	8	130	59.0	16.8	T24132SB	2618	T24132SEB	2850	T24132SE	3098	T24132SEM	3488
24″ x 144″	610 x 3658	8	140	63.5	16.8	T24144SB	2756	T24144SEB	2908	T24144SE	3250	T24144SEM	3549
30″ x 30″	762 x 762	4	46	20.9	3.8	T3030SB	961	T3030SEB	1058	T3030SE	1147	T3030SEM	1628
30″ x 36″	762 x 914	4	52	23.6	4.4	T3036SB	1028	T3036SEB	1111	T3036SE	1205	T3036SEM	1684
30″ x 48″	762 x 1219	4	64	29.0	5.7	T3048SB	1069	T3048SEB	1167	T3048SE	1276	T3048SEM	1753
30″ x 60″	762 x 1524	4	76	34.5	7.1	T3060SB	1169	T3060SEB	1286	T3060SE	1403	T3060SEM	1885
30″ x 72″	762 x 1829	4	84	38.1	8.5	T3072SB	1267	T3072SEB	1400	T3072SE	1537	T3072SEM	2082
30″ x 84″	762 x 2134	4	96	43.6	11.2	T3084SB	1489	T3084SEB	1834	T3084SE	2000	T3084SEM	2405
30″ x 96″	762 x 2438	6	108	49.0	11.2	T3096SB	1669	T3096SEB	2029	T3096SE	2215	T3096SEM	2502
30″ x 108″	762 x 2743	6	120	54.4	14.0	T30108SB	2655	T30108SEB	2898	T30108SE	3140	T30108SEM	3434
30″ x 120″	762 x 3048	6	132	59.9	14.0	T30120SB	2716	T30120SEB	2961	T30120SE	3203	T30120SEM	3495
30″ x 132″	762 x 3353	8	144	65.3	16.8	T30132SB	2885	T30132SEB	3164	T30132SE	3437	T30132SEM	3726
30″ x 144″	762 x 3658	8	156	70.8	16.8	T30144SB	2946	T30144SEB	3229	T30144SE	3500	T30144SEM	3789
36″ x 48″	914 x 1219	4	70	31.8	7.0	T3648SB	1233	T3648SEB	1376	T3648SE	1457	T3648SEM	2046
36″ x 60″	914 x 1524	4	82	37.2	8.8	T3660SB	1365	T3660SEB	1510	T3660SE	1604	T3660SEM	2200
36″ x 72″	914 x 1829	4	96	43.6	10.5	T3672SB	1492	T3672SEB	1648	T3672SE	1752	T3672SEM	2359
36″ x 84″	914 x 2134	4	108	49.0	12.2	T3684SB	2063	T3684SEB	2240	T3684SE	2372	T3684SEM	2878
36″ x 96″	914 x 2438	6	120	54.4	13.9	T3696SB	2225	T3696SEB	2402	T3696SE	2550	T3696SEM	3055
36″ x 108″	914 x 2743	6	132	59.9	17.3	T36108SB	3160	T36108SEB	3443	T36108SE	3649	T36108SEM	3959
36″ x 120″	914 x 3048	6	144	65.3	17.3	T36120SB	3223	T36120SEB	3505	T36120SE	3712	T36120SEM	4017
36″ x 132″	914 x 3353	8	156	70.8	20.7	T36132SB	3335	T36132SEB	3653	T36132SE	3990	T36132SEM	4291
36″ x 144″	914 x 3658	8	168	76.2	20.7	T36144SB	3492	T36144SEB	3821	T36144SE	4051	T36144SEM	4355
48″ x 48″	1219 x 1219	4	124	56.2	9.3	n/a		n/a		T4848SE	2815	T4848SEM	3625
48″ x 60″	1219 x 1524	4	146	66.2	14.0	n/a		n/a		T4860SE	3114	T4860SEM	3927
48″ x 72″	1219 x 1829	6	171	77.6	14.0	n/a		n/a		T4872SE	3401	T4872SEM	4214
48″ x 84″	1219 x 2134	8	197	89.4	18.7	n/a		n/a		T4884SE	4598	T4884SEM	5408
48″ x 96″	1219 x 2438	8	241	109.3	18.7	n/a		n/a		T4896SE	4963	T4896SEM	5775
48″ x 108″	1219 x 2743	8	278	126.1	23.3	n/a		n/a		T48108SE	7237	T48108SEM	8052
48″ x 120″	1219 x 3048	8	316	143.3	23.3	n/a		n/a		T48120SE	7300	T48120SEM	8111
48″ x 132″	1219 x 3353	8	353	160.1	27.9	n/a		n/a		T48132SE	7849	T48132SEM	8658
48″ x 144″	1219 x 3658	8	391	177.4	27.9	n/a		n/a		T48144SE	7909	T48144SEM	8720

* Spec-Master® and Spec-Master® Marine tables feature all stainless steel construction. Increase stated weight by 10%.

▲ Spec-Master® Marine tables feature a marine counter edge to prevent spillage.

CATALOG SECTION 10

patented uni-lok® system

Worktables with Flat Top & Galvanized Tubular Base — see spec sheet EG10.42 NSF

Eagle worktables with flat top are available in budget; deluxe; and top-of-the-line Spec-Master® and Spec-Master® Marine series. Each series, except Spec-Master® Marine, offers worktables with a rolled edge on front and rear, with ends turned down 90°. Spec-Master® Marine series offers worktables with a marine counter edge on all four sides. All worktables are available with tubular base or undershelf, galvanized or stainless steel legs. All units feature heavy gauge polished stainless steel top. 35⅝″ - 36⅛″ (892 - 918mm) adjustable working height. All shipping weights and cubic feet are approximate. **Freight class is 70.0**.

Optional NSF sprayed-on latex sound deadening available. To order, add $428 to list price and suffix **"-SD"**. Example: T2424GTB-**SD**.

For Flex-Master® overshelf kits, see page 96. For drawer kits, see page 105.

#T3072GTE worktable

corner connection

Optional Casters NSF

To determine set of casters applicable, see "**# of legs**" column in bottom chart. **Freight class is 65.0**.

	Zinc with Resilient Tread				Zinc with Poly Tread				Polymer Cart Washable with Polymer Tread			
description	wt. cap. per caster lbs.	kg	model #	list per set	wt. cap. per caster lbs.	kg	model #	list per set	wt. cap. per caster lbs.	kg	model #	list per set
4″ (102mm)-dia., set of 4 (2 swivel, 2 w/brake)	115	52.2	CA4-SB	349	n/a		n/a		n/a		n/a	
4″ (102mm)-dia., set of 6 (3 swivel, 3 w/brake)	115	52.2	CA6-SB	522	n/a		n/a		n/a		n/a	
4″ (102mm)-dia., set of 8 (4 swivel, 4 w/brake)	115	52.2	CA8-SB	696	n/a		n/a		n/a		n/a	
5″ (127mm)-dia., set of 4 (2 swivel, 2 w/brake)	200	90.7	CAH4-SB	463	250	113.4	CAHP4-SB	400	250	113.4	CAHW4-SB	497
5″ (127mm)-dia., set of 6 (3 swivel, 3 w/brake)	200	90.7	CAH6-SB	693	250	113.4	CAHP6-SB	600	250	113.4	CAHW6-SB	746
5″ (127mm)-dia., set of 8 (4 swivel, 4 w/brake)	200	90.7	CAH8-SB	923	250	113.4	CAHP8-SB	800	250	113.4	CAHW8-SB	993

Legs are 1⅝″ (41mm)-diameter, heavy gauge tubular galvanized steel. Crossbrace is 1¼″ (32mm)-diameter, tubular galvanized steel.

width x length in.	mm	# of legs	weight lbs.	kg	cu ft	BUDGET 16/430 stainless steel top model #	list	DELUXE 16/304 stainless steel top model #	list	*SPEC-MASTER® 14/304 stainless steel top model #	list	*▲SPEC-MASTER® MARINE 14/304 stainless steel top model #	list
24″ x 24″	610 x 610	4	40	18.1	3.5	T2424GTB	705	T2424GTEB	770	T2424GTE	801	T2424GTEM	1273
24″ x 30″	610 x 762	4	45	20.4	3.8	T2430GTB	756	T2430GTEB	830	T2430GTE	877	T2430GTEM	1351
24″ x 36″	610 x 914	4	50	22.7	4.4	T2436GTB	811	T2436GTEB	885	T2436GTE	932	T2436GTEM	1409
24″ x 48″	610 x 1219	4	60	27.2	5.7	T2448GTB	824	T2448GTEB	898	T2448GTE	950	T2448GTEM	1432
24″ x 60″	610 x 1524	4	70	31.8	7.1	T2460GTB	865	T2460GTEB	964	T2460GTE	1025	T2460GTEM	1510
24″ x 72″	610 x 1829	4	80	36.3	8.5	T2472GTB	920	T2472GTEB	1036	T2472GTE	1102	T2472GTEM	1598
24″ x 84″	610 x 2134	4	90	40.8	11.2	T2484GTB	1144	T2484GTEB	1438	T2484GTE	1470	T2484GTEM	1924
24″ x 96″	610 x 2438	6	100	45.4	11.2	T2496GTB	1286	T2496GTEB	1534	T2496GTE	1565	T2496GTEM	2025
24″ x 108″	610 x 2743	6	110	49.9	14.0	T24108GTB	1964	T24108GTEB	2161	T24108GTE	2378	T24108GTEM	2627
24″ x 120″	610 x 3048	6	120	54.4	14.0	T24120GTB	2034	T24120GTEB	2221	T24120GTE	2436	T24120GTEM	2686
24″ x 132″	610 x 3353	8	130	59.0	16.8	T24132GTB	2083	T24132GTEB	2266	T24132GTE	2386	T24132GTEM	2873
24″ x 144″	610 x 3658	8	140	63.5	16.8	T24144GTB	2092	T24144GTEB	2326	T24144GTE	2443	T24144GTEM	2934
30″ x 30″	762 x 762	4	47	21.3	3.8	T3030GTB	775	T3030GTEB	855	T3030GTE	904	T3030GTEM	1385
30″ x 36″	762 x 914	4	53	24.0	4.4	T3036GTB	827	T3036GTEB	913	T3036GTE	959	T3036GTEM	1439
30″ x 48″	762 x 1219	4	65	29.5	5.7	T3048GTB	841	T3048GTEB	933	T3048GTE	993	T3048GTEM	1476
30″ x 60″	762 x 1524	4	77	34.9	7.1	T3060GTB	908	T3060GTEB	1017	T3060GTE	1086	T3060GTEM	1576
30″ x 72″	762 x 1829	4	89	40.4	8.5	T3072GTB	975	T3072GTEB	1102	T3072GTE	1176	T3072GTEM	1674
30″ x 84″	762 x 2134	4	101	45.8	11.2	T3084GTB	1193	T3084GTEB	1458	T3084GTE	1540	T3084GTEM	2003
30″ x 96″	762 x 2438	6	113	51.3	11.2	T3096GTB	1368	T3096GTEB	1578	T3096GTE	1677	T3096GTEM	2136
30″ x 108″	762 x 2743	6	125	56.7	14.0	T30108GTB	2054	T30108GTEB	2287	T30108GTE	2402	T30108GTEM	2817
30″ x 120″	762 x 3048	6	137	62.1	14.0	T30120GTB	2114	T30120GTEB	2350	T30120GTE	2465	T30120GTEM	2880
30″ x 132″	762 x 3353	8	149	67.6	16.8	T30132GTB	2151	T30132GTEB	2411	T30132GTE	2541	T30132GTEM	3042
30″ x 144″	762 x 3658	8	161	73.0	16.8	T30144GTB	2275	T30144GTEB	2547	T30144GTE	2677	T30144GTEM	3105
36″ x 48″	914 x 1219	4	73	33.1	7.0	T3648GTB	1022	T3648GTEB	1114	T3648GTE	1276	T3648GTEM	1753
36″ x 60″	914 x 1524	4	87	39.5	8.8	T3660GTB	1137	T3660GTEB	1236	T3660GTE	1273	T3660GTEM	1880
36″ x 72″	914 x 1829	4	101	45.8	10.5	T3672GTB	1233	T3672GTEB	1333	T3672GTE	1376	T3672GTEM	2000
36″ x 84″	914 x 2134	4	115	52.2	12.2	T3684GTB	1656	T3684GTEB	1775	T3684GTE	1822	T3684GTEM	2390
36″ x 96″	914 x 2438	6	129	58.5	13.9	T3696GTB	1736	T3696GTEB	1874	T3696GTE	1925	T3696GTEM	2501
36″ x 108″	914 x 2743	6	143	64.9	17.3	T36108GTB	2379	T36108GTEB	2650	T36108GTE	2790	T36108GTEM	3242
36″ x 120″	914 x 3048	6	157	71.2	17.3	T36120GTB	2509	T36120GTEB	2790	T36120GTE	2854	T36120GTEM	3304
36″ x 132″	914 x 3353	8	171	77.6	20.7	T36132GTB	2563	T36132GTEB	2876	T36132GTE	2973	T36132GTEM	3495
36″ x 144″	914 x 3658	8	185	83.9	20.7	T36144GTB	2701	T36144GTEB	3024	T36144GTE	3033	T36144GTEM	3559
48″ x 48″	1219 x 1219	4	87	39.5	9.3	n/a		n/a		T4848GTE	2530	T4848GTEM	3321
48″ x 60″	1219 x 1524	4	101	45.8	14.0	n/a		n/a		T4860GTE	2821	T4860GTEM	3625
48″ x 72″	1219 x 1829	6	115	52.2	14.0	n/a		n/a		T4872GTE	3053	T4872GTEM	3932
48″ x 84″	1219 x 2134	8	120	54.4	18.7	n/a		n/a		T4884GTE	4107	T4884GTEM	4911
48″ x 96″	1219 x 2438	8	143	64.9	18.7	n/a		n/a		T4896GTE	4332	T4896GTEM	5145
48″ x 108″	1219 x 2743	8	157	71.2	23.3	n/a		n/a		T48108GTE	6433	T48108GTEM	7246
48″ x 120″	1219 x 3048	8	171	77.6	23.3	n/a		n/a		T48120GTE	6505	T48120GTEM	7308
48″ x 132″	1219 x 3353	8	185	83.9	27.9	n/a		n/a		T48132GTE	7062	T48132GTEM	7859
48″ x 144″	1219 x 3658	8	199	90.3	27.9	n/a		n/a		T48144GTE	7120	T48144GTEM	7920

* On Spec-Master® and Spec-Master® Marine tables, increase stated weight by 10%.

▲ Spec-Master® Marine tables feature a marine counter edge to prevent spillage.

100 Industrial Boulevard, Clayton, DE 19938-8903 U.S.A.
Phone: 800-441-8440 or 302-653-3000. Fax: 302-653-2065
http://www.eaglegrp.com

EAGLE GROUP
Profit from the Eagle Advantage®

CATALOG SECTION 10

patented uni-lok® system

Worktables with Flat Top & Stainless Steel Tubular Base — see spec sheet EG10.43 (NSF)

Eagle worktables with flat top are available in budget; deluxe; and top-of-the-line Spec-Master® and Spec-Master® Marine series. Each series, except Spec-Master® Marine, offers worktables with a rolled edge on front and rear, with ends turned down 90°. Spec-Master® Marine series offers worktables with a marine counter edge on all four sides. All worktables are available with tubular base or undershelf, galvanized or stainless steel legs. All units feature heavy gauge polished stainless steel top. 35⅝″ - 36⅛″ (892 - 918mm) adjustable working height. All shipping weights and cubic feet are approximate. **Freight class is 70.0**.

Optional NSF sprayed-on latex sound deadening available. To order, add $428 to list price and suffix **"-SD"**. Example: T2424STB-**SD**.

For Flex-Master® overshelf kits, see page 96. For drawer kits, see page 105.

#T3072STE worktable

corner connection

Optional Casters (NSF)

To determine set of casters applicable, see "**# of legs**" column in bottom chart. **Freight class is 65.0**.

	Zinc with Resilient Tread				Zinc with Poly Tread				Polymer Cart Washable with Polymer Tread			
description	wt. cap. per caster lbs.	kg	model #	list per set	wt. cap. per caster lbs.	kg	model #	list per set	wt. cap. per caster lbs.	kg	model #	list per set
4″ (102mm)-dia., set of 4 (2 swivel, 2 w/brake)	115	52.2	CA4-SB	349	n/a		n/a		n/a		n/a	
4″ (102mm)-dia., set of 6 (3 swivel, 3 w/brake)	115	52.2	CA6-SB	522	n/a		n/a		n/a		n/a	
4″ (102mm)-dia., set of 8 (4 swivel, 4 w/brake)	115	52.2	CA8-SB	696	n/a		n/a		n/a		n/a	
5″ (127mm)-dia., set of 4 (2 swivel, 2 w/brake)	200	90.7	CAH4-SB	463	250	113.4	CAHP4-SB	400	250	113.4	CAHW4-SB	497
5″ (127mm)-dia., set of 6 (3 swivel, 3 w/brake)	200	90.7	CAH6-SB	693	250	113.4	CAHP6-SB	600	250	113.4	CAHW6-SB	746
5″ (127mm)-dia., set of 8 (4 swivel, 4 w/brake)	200	90.7	CAH8-SB	923	250	113.4	CAHP8-SB	800	250	113.4	CAHW8-SB	993

Legs are 1⅝″ (41mm)-diameter, 16 gauge tubular stainless steel. Crossbrace is 1¼″ (32mm)-diameter, tubular stainless steel.

width x length in.	mm	# of legs	weight lbs.	kg	cu ft	BUDGET 16/430 stainless steel top model #	list	DELUXE 16/304 stainless steel top model #	list	*SPEC-MASTER® 14/304 stainless steel top model #	list	*▲SPEC-MASTER® MARINE 14/304 stainless steel top model #	list
24″ x 24″	610 x 610	4	40	18.1	3.5	T2424STB	947	T2424STEB	1007	T2424STE	1079	T2424STEM	1561
24″ x 30″	610 x 762	4	45	20.4	3.8	T2430STB	1025	T2430STEB	1100	T2430STE	1186	T2430STEM	1668
24″ x 36″	610 x 914	4	50	22.7	4.4	T2436STB	1078	T2436STEB	1155	T2436STE	1242	T2436STEM	1724
24″ x 48″	610 x 1219	4	60	27.2	5.7	T2448STB	1103	T2448STEB	1192	T2448STE	1290	T2448STEM	2166
24″ x 60″	610 x 1524	4	70	31.8	7.1	T2460STB	1183	T2460STEB	1286	T2460STE	1397	T2460STEM	1879
24″ x 72″	610 x 1829	4	80	36.3	8.5	T2472STB	1265	T2472STEB	1384	T2472STE	1507	T2472STEM	1991
24″ x 84″	610 x 2134	4	90	40.8	11.2	T2484STB	1535	T2484STEB	1864	T2484STE	2016	T2484STEM	2427
24″ x 96″	610 x 2438	6	100	45.4	11.2	T2496STB	1644	T2496STEB	1987	T2496STE	2155	T2496STEM	2613
24″ x 108″	610 x 2743	6	110	49.9	14.0	T24108STB	2527	T24108STEB	2812	T24108STE	3046	T24108STEM	3275
24″ x 120″	610 x 3048	6	120	54.4	14.0	T24120STB	2661	T24120STEB	2875	T24120STE	3102	T24120STEM	3338
24″ x 132″	610 x 3353	8	130	59.0	16.8	T24132STB	2718	T24132STEB	2952	T24132STE	3201	T24132STEM	3589
24″ x 144″	610 x 3658	8	140	63.5	16.8	T24144STB	2776	T24144STEB	3012	T24144STE	3261	T24144STEM	3652
30″ x 30″	762 x 762	4	47	21.3	3.8	T3030STB	1074	T3030STEB	1161	T3030STE	1252	T3030STEM	1734
30″ x 36″	762 x 914	4	53	24.0	4.4	T3036STB	1129	T3036STEB	1214	T3036STE	1308	T3036STEM	1789
30″ x 48″	762 x 1219	4	65	29.5	5.7	T3048STB	1171	T3048STEB	1273	T3048STE	1382	T3048STEM	1861
30″ x 60″	762 x 1524	4	77	34.9	7.1	T3060STB	1273	T3060STEB	1390	T3060STE	1520	T3060STEM	1992
30″ x 72″	762 x 1829	4	89	40.4	8.5	T3072STB	1369	T3072STEB	1507	T3072STE	1643	T3072STEM	2188
30″ x 84″	762 x 2134	4	101	45.8	11.2	T3084STB	1594	T3084STEB	1941	T3084STE	2104	T3084STEM	2513
30″ x 96″	762 x 2438	6	113	51.3	11.2	T3096STB	1768	T3096STEB	2135	T3096STE	2323	T3096STEM	2605
30″ x 108″	762 x 2743	6	125	56.7	14.0	T30108STB	2756	T30108STEB	3002	T30108STE	3243	T30108STEM	3540
30″ x 120″	762 x 3048	6	137	62.1	14.0	T30120STB	2817	T30120STEB	3066	T30120STE	3305	T30120STEM	3599
30″ x 132″	762 x 3353	8	149	67.6	16.8	T30132STB	2900	T30132STEB	3175	T30132STE	3442	T30132STEM	3833
30″ x 144″	762 x 3658	8	161	73.0	16.8	T30144STB	3047	T30144STEB	3330	T30144STE	3604	T30144STEM	3895
36″ x 48″	914 x 1219	4	73	33.1	7.0	T3648STB	1337	T3648STEB	1482	T3648STE	1561	T3648STEM	2150
36″ x 60″	914 x 1524	4	87	39.5	8.8	T3660STB	1465	T3660STEB	1614	T3660STE	1709	T3660STEM	2307
36″ x 72″	914 x 1829	4	101	45.8	10.5	T3672STB	1596	T3672STEB	1752	T3672STE	1860	T3672STEM	2464
36″ x 84″	914 x 2134	4	115	52.2	12.2	T3684STB	2166	T3684STEB	2339	T3684STE	2473	T3684STEM	2984
36″ x 96″	914 x 2438	6	129	58.5	13.9	T3696STB	2325	T3696STEB	2509	T3696STE	2652	T3696STEM	3163
36″ x 108″	914 x 2743	6	143	64.9	17.3	T36108STB	3171	T36108STEB	3511	T36108STE	3752	T36108STEM	4061
36″ x 120″	914 x 3048	6	157	71.2	17.3	T36120STB	3323	T36120STEB	3613	T36120STE	3815	T36120STEM	4121
36″ x 132″	914 x 3353	8	171	77.6	20.7	T36132STB	3433	T36132STEB	3815	T36132STE	3971	T36132STEM	4392
36″ x 144″	914 x 3658	8	185	83.9	20.7	T36144STB	3492	T36144STEB	3926	T36144STE	4159	T36144STEM	4457
48″ x 48″	1219 x 1219	4	87	39.5	9.3	n/a		n/a		T4848STE	3027	T4848STEM	3728
48″ x 60″	1219 x 1524	4	101	45.8	14.0	n/a		n/a		T4860STE	3216	T4860STEM	4033
48″ x 72″	1219 x 1829	6	115	52.2	14.0	n/a		n/a		T4872STE	3503	T4872STEM	4313
48″ x 84″	1219 x 2134	8	120	54.4	18.7	n/a		n/a		T4884STE	4707	T4884STEM	5512
48″ x 96″	1219 x 2438	8	143	64.9	18.7	n/a		n/a		T4896STE	5064	T4896STEM	5874
48″ x 108″	1219 x 2743	8	157	71.2	23.3	n/a		n/a		T48108STE	7352	T48108STEM	8151
48″ x 120″	1219 x 3048	8	171	77.6	23.3	n/a		n/a		T48120STE	7402	T48120STEM	8210
48″ x 132″	1219 x 3353	8	185	83.9	27.9	n/a		n/a		T48132STE	7962	T48132STEM	8762
48″ x 144″	1219 x 3658	8	199	90.3	27.9	n/a		n/a		T48144STE	8025	T48144STEM	8820

* Spec-Master® and Spec-Master® Marine tables feature all stainless steel construction. Increase stated weight by 10%.

▲ Spec-Master® Marine tables feature a marine counter edge to prevent spillage.

CATALOG SECTION 10

patented uni-lok® system

Worktables with Upturn & Galvanized Legs/Undershelf — see spec sheet EG10.02 NSF

Eagle worktables with upturn are available in budget; deluxe; and Spec-Master® series. These tables feature a 1½″ (38mm) upturn at the rear of the table. All worktables are available with tubular base or undershelf, galvanized or stainless steel legs. All units feature heavy gauge polished stainless steel top. 35 ⅛″ - 36 ⅛″ (892 - 918mm) adjustable working height. All shipping weights and cubic feet are approximate. **Freight class is 70.0**.

Optional NSF sprayed-on latex sound deadening available. To order, add $428 to list price and suffix **"-SD"**. Example: UT2424B**-SD**.

NEW optional fixed undershelf available in place of standard adjustable undershelf. To order, add 10% to list price, and **"-F"** to end of suffix. Example: UT2424EB**-F**.

For Flex-Master® overshelf kits, see page 96. For drawer kits, see page 105.

adjustable undershelf welded gusset

#UT3048EB worktable

Optional Casters NSF

To determine set of casters applicable, see "**# of legs**" column in bottom chart. **Freight class is 65.0**.

	Zinc with Resilient Tread				Zinc with Poly Tread				Polymer Cart Washable with Polymer Tread			
description	wt. cap. per caster lbs.	kg	model #	list per set	wt. cap. per caster lbs.	kg	model #	list per set	wt. cap. per caster lbs.	kg	model #	list per set
4″ (102mm)-dia., set of 4 (2 swivel, 2 w/brake)	115	52.2	CA4-SB	349	n/a		n/a		n/a		n/a	
4″ (102mm)-dia., set of 6 (3 swivel, 3 w/brake)	115	52.2	CA6-SB	522	n/a		n/a		n/a		n/a	
4″ (102mm)-dia., set of 8 (4 swivel, 4 w/brake)	115	52.2	CA8-SB	696	n/a		n/a		n/a		n/a	
5″ (127mm)-dia., set of 4 (2 swivel, 2 w/brake)	200	90.7	CAH4-SB	463	250	113.4	CAHP4-SB	400	250	113.4	CAHW4-SB	497
5″ (127mm)-dia., set of 6 (3 swivel, 3 w/brake)	200	90.7	CAH6-SB	693	250	113.4	CAHP6-SB	600	250	113.4	CAHW6-SB	746
5″ (127mm)-dia., set of 8 (4 swivel, 4 w/brake)	200	90.7	CAH8-SB	923	250	113.4	CAHP8-SB	800	250	113.4	CAHW8-SB	993

Legs are 1⅝″ (41mm)-diameter, heavy gauge tubular galvanized steel. Standard adjustable undershelf is heavy gauge galvanized steel.

width x length		# of	weight		cubic	BUDGET 16/430 stainless steel top		DELUXE 16/304 stainless steel top		*SPEC-MASTER® 14/304 stainless steel top	
in.	mm	legs	lbs.	kg	feet	model #	list	model #	list	model #	list
24″ x 24″	610 x 610	4	40	18.1	3.5	UT2424B	683	UT2424EB	750	UT2424E	780
24″ x 30″	610 x 762	4	45	20.4	3.8	UT2430B	736	UT2430EB	807	UT2430E	855
24″ x 36″	610 x 914	4	50	22.7	4.4	UT2436B	787	UT2436EB	861	UT2436E	913
24″ x 48″	610 x 1219	4	60	27.2	5.7	UT2448B	800	UT2448EB	877	UT2448E	929
24″ x 60″	610 x 1524	4	70	31.8	7.1	UT2460B	846	UT2460EB	942	UT2460E	1005
24″ x 72″	610 x 1829	4	80	36.3	8.5	UT2472B	900	UT2472EB	1014	UT2472E	1082
24″ x 84″	610 x 2134	4	90	40.8	11.2	UT2484B	1121	UT2484EB	1421	UT2484E	1450
24″ x 96″	610 x 2438	6	100	45.4	11.2	UT2496B	1267	UT2496EB	1513	UT2496E	1545
24″ x 108″	610 x 2743	6	110	49.9	14.0	UT24108B	2004	UT24108EB	2079	UT24108E	2184
24″ x 120″	610 x 3048	6	120	54.4	14.0	UT24120B	2044	UT24120EB	2203	UT24120E	2311
24″ x 132″	610 x 3353	8	130	59.0	16.8	UT24132B	2064	UT24132EB	2245	UT24132E	2434
24″ x 144″	610 x 3658	8	140	63.5	16.8	UT24144B	2076	UT24144EB	2374	UT24144E	2508
30″ x 30″	762 x 762	4	50	22.7	3.8	UT3030B	754	UT3030EB	835	UT3030E	880
30″ x 36″	762 x 914	4	55	24.9	4.4	UT3036B	807	UT3036EB	891	UT3036E	936
30″ x 48″	762 x 1219	4	65	29.5	5.7	UT3048B	817	UT3048EB	912	UT3048E	968
30″ x 60″	762 x 1524	4	75	34.0	7.1	UT3060B	886	UT3060EB	1000	UT3060E	1063
30″ x 72″	762 x 1829	4	85	38.6	8.5	UT3072B	955	UT3072EB	1082	UT3072E	1155
30″ x 84″	762 x 2134	4	95	43.1	11.2	UT3084B	1174	UT3084EB	1436	UT3084E	1523
30″ x 96″	762 x 2438	6	105	47.6	11.2	UT3096B	1346	UT3096EB	1560	UT3096E	1654
30″ x 108″	762 x 2743	6	115	52.2	14.0	UT30108B	2029	UT30108EB	2267	UT30108E	2383
30″ x 120″	762 x 3048	6	125	56.7	14.0	UT30120B	2089	UT30120EB	2332	UT30120E	2445
30″ x 132″	762 x 3353	8	135	61.2	16.8	UT30132B	2194	UT30132EB	2396	UT30132E	2520
30″ x 144″	762 x 3658	8	145	65.8	16.8	UT30144B	2256	UT30144EB	2455	UT30144E	2579
36″ x 48″	914 x 1219	4	75	34.0	7.0	UT3648B	1000	UT3648EB	1096	UT3648E	1127
36″ x 60″	914 x 1524	4	85	38.6	8.8	UT3660B	1116	UT3660EB	1214	UT3660E	1252
36″ x 72″	914 x 1829	4	95	43.1	10.5	UT3672B	1213	UT3672EB	1315	UT3672E	1353
36″ x 84″	914 x 2134	4	105	47.6	12.2	UT3684B	1637	UT3684EB	1752	UT3684E	1802
36″ x 96″	914 x 2438	6	115	52.2	13.9	UT3696B	1734	UT3696EB	1853	UT3696E	1904
36″ x 108″	914 x 2743	6	125	56.7	17.3	UT36108B	2429	UT36108EB	2775	UT36108E	2692
36″ x 120″	914 x 3048	6	135	61.2	17.3	UT36120B	2491	UT36120EB	2771	UT36120E	2832
36″ x 132″	914 x 3353	8	145	65.8	20.7	UT36132B	2543	UT36132EB	2855	UT36132E	2953
36″ x 144″	914 x 3658	8	155	70.3	20.7	UT36144B	2682	UT36144EB	2917	UT36144E	3014

* On Spec-Master® tables, increase stated weight by 10%.

100 Industrial Boulevard, Clayton, DE 19938-8903 U.S.A.
Phone: 800-441-8440 or 302-653-3000. Fax: 302-653-2065
http://www.eaglegrp.com

EAGLE GROUP
Profit from the Eagle Advantage®

CATALOG SECTION 10

Worktables with Upturn & Stainless Steel Legs/Undershelf — see spec sheet EG10.48 NSF

Eagle worktables with upturn are available in budget; deluxe; and Spec-Master® series. These tables feature a 1½″ (38mm) upturn at the rear of the table. All worktables are available with tubular base or undershelf, galvanized or stainless steel legs. All units feature heavy gauge polished stainless steel top. 35 ⅛″ - 36 ⅛″ (892 - 918mm) adjustable working height. All shipping weights and cubic feet are approximate. **Freight class is 70.0**.

NEW design includes split sleeves that snap to grooved legs! Undershelf, with marine edge, slides down onto split sleeves!

Optional NSF sprayed-on latex sound deadening available. To order, add $428 to list price and suffix **"-SD"**. Example: UT2424SB-**SD**.

For Flex-Master® overshelf kits, see page 96. For drawer kits, see page 105.

patented uni-lok® system

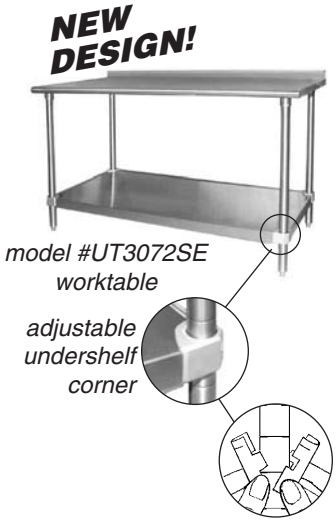

Optional Casters NSF

To determine set of casters applicable, see "**# of legs**" column in bottom chart. **Freight class is 65.0**.

	Zinc with Resilient Tread				Zinc with Poly Tread				Polymer Cart Washable with Polymer Tread			
description	wt. cap. per caster lbs.	kg	model #	list per set	wt. cap. per caster lbs.	kg	model #	list per set	wt. cap. per caster lbs.	kg	model #	list per set
4″ (102mm)-dia., set of 4 (2 swivel, 2 w/brake)	115	52.2	CA4-SB	349	n/a		n/a		n/a		n/a	
4″ (102mm)-dia., set of 6 (3 swivel, 3 w/brake)	115	52.2	CA6-SB	522	n/a		n/a		n/a		n/a	
4″ (102mm)-dia., set of 8 (4 swivel, 4 w/brake)	115	52.2	CA8-SB	696	n/a		n/a		n/a		n/a	
5″ (127mm)-dia., set of 4 (2 swivel, 2 w/brake)	200	90.7	CAH4-SB	463	250	113.4	CAHP4-SB	400	250	113.4	CAHW4-SB	497
5″ (127mm)-dia., set of 6 (3 swivel, 3 w/brake)	200	90.7	CAH6-SB	693	250	113.4	CAHP6-SB	600	250	113.4	CAHW6-SB	746
5″ (127mm)-dia., set of 8 (4 swivel, 4 w/brake)	200	90.7	CAH8-SB	923	250	113.4	CAHP8-SB	800	250	113.4	CAHW8-SB	993

Legs are 1⅝″ (41mm)-diameter, 16 gauge tubular stainless steel. Adjustable undershelf is heavy gauge stainless steel.

width x length in.	mm	# of legs	weight lbs.	kg	cubic feet	BUDGET 16/430 stainless steel top model #	list	DELUXE 16/304 stainless steel top model #	list	*SPEC-MASTER® 14/304 stainless steel top model #	list
24″ x 24″	610 x 610	4	40	18.1	3.5	UT2424SB	931	UT2424SEB	986	UT2424SE	1059
24″ x 30″	610 x 762	4	45	20.4	3.8	UT2430SB	1004	UT2430SEB	1077	UT2430SE	1166
24″ x 36″	610 x 914	4	50	22.7	4.4	UT2436SB	1058	UT2436SEB	1136	UT2436SE	1222
24″ x 48″	610 x 1219	4	60	27.2	5.7	UT2448SB	1086	UT2448SEB	1172	UT2448SE	1272
24″ x 60″	610 x 1524	4	70	31.8	7.1	UT2460SB	1163	UT2460SEB	1265	UT2460SE	1380
24″ x 72″	610 x 1829	4	80	36.3	8.5	UT2472SB	1242	UT2472SEB	1358	UT2472SE	1487
24″ x 84″	610 x 2134	4	90	40.8	11.2	UT2484SB	1515	UT2484SEB	1842	UT2484SE	1999
24″ x 96″	610 x 2438	6	100	45.4	11.2	UT2496SB	1624	UT2496SEB	1961	UT2496SE	2135
24″ x 108″	610 x 2743	6	110	49.9	14.0	UT24108SB	2582	UT24108SEB	2790	UT24108SE	3018
24″ x 120″	610 x 3048	6	120	54.4	14.0	UT24120SB	2641	UT24120SEB	2854	UT24120SE	3080
24″ x 132″	610 x 3353	8	130	59.0	16.8	UT24132SB	2697	UT24132SEB	3017	UT24132SE	3177
24″ x 144″	610 x 3658	8	140	63.5	16.8	UT24144SB	2838	UT24144SEB	3078	UT24144SE	3335
30″ x 30″	762 x 762	4	50	22.7	3.8	UT3030SB	1055	UT3030SEB	1139	UT3030SE	1230
30″ x 36″	762 x 914	4	55	24.9	4.4	UT3036SB	1108	UT3036SEB	1197	UT3036SE	1283
30″ x 48″	762 x 1219	4	65	29.5	5.7	UT3048SB	1149	UT3048SEB	1252	UT3048SE	1357
30″ x 60″	762 x 1524	4	75	34.0	7.1	UT3060SB	1249	UT3060SEB	1370	UT3060SE	1490
30″ x 72″	762 x 1829	4	85	38.6	8.5	UT3072SB	1351	UT3072SEB	1487	UT3072SE	1622
30″ x 84″	762 x 2134	4	95	43.1	11.2	UT3084SB	1574	UT3084SEB	1918	UT3084SE	2082
30″ x 96″	762 x 2438	6	105	47.6	11.2	UT3096SB	1748	UT3096SEB	2118	UT3096SE	2300
30″ x 108″	762 x 2743	6	115	52.2	14.0	UT30108SB	2738	UT30108SEB	2982	UT30108SE	3226
30″ x 120″	762 x 3048	6	125	56.7	14.0	UT30120SB	2799	UT30120SEB	3043	UT30120SE	3288
30″ x 132″	762 x 3353	8	135	61.2	16.8	UT30132SB	2882	UT30132SEB	3151	UT30132SE	3520
30″ x 144″	762 x 3658	8	145	65.8	16.8	UT30144SB	2939	UT30144SEB	3307	UT30144SE	3585
36″ x 48″	914 x 1219	4	75	34.0	7.0	UT3648SB	1313	UT3648SEB	1458	UT3648SE	1538
36″ x 60″	914 x 1524	4	85	38.6	8.8	UT3660SB	1444	UT3660SEB	1598	UT3660SE	1688
36″ x 72″	914 x 1829	4	95	43.1	10.5	UT3672SB	1577	UT3672SEB	1734	UT3672SE	1835
36″ x 84″	914 x 2134	4	105	47.6	12.2	UT3684SB	2143	UT3684SEB	2323	UT3684SE	2457
36″ x 96″	914 x 2438	6	115	52.2	13.9	UT3696SB	2305	UT3696SEB	2484	UT3696SE	2638
36″ x 108″	914 x 2743	6	125	56.7	17.3	UT36108SB	3240	UT36108SEB	3425	UT36108SE	3733
36″ x 120″	914 x 3048	6	135	61.2	17.3	UT36120SB	3303	UT36120SEB	3589	UT36120SE	3796
36″ x 132″	914 x 3353	8	145	65.8	20.7	UT36132SB	3512	UT36132SEB	3735	UT36132SE	3953
36″ x 144″	914 x 3658	8	155	70.3	20.7	UT36144SB	3579	UT36144SEB	3908	UT36144SE	4135

* On Spec-Master® tables, increase stated weight by 10%. All stainless steel construction.

CATALOG SECTION 10

patented uni-lok® system

Worktables with Upturn & Galvanized Tubular Base — see spec sheet EG10.03 NSF

Eagle worktables with upturn are available in budget; deluxe; and Spec-Master ® series. These tables feature a 1 ½″ (38mm) upturn at the rear of the table. All worktables are available with tubular base or undershelf, galvanized or stainless steel legs. All units feature heavy gauge polished stainless steel top. 35 ⅛″ - 36⅛″ (892 - 918mm) adjustable working height. All shipping weights and cubic feet are approximate. **Freight class is 70.0**.

Optional NSF sprayed-on latex sound deadening available. To order, add $428 to list price and suffix **"-SD"**. Example: UT2424GTB-**SD**.

For Flex-Master® overshelf kits, see page 96. For drawer kits, see page 105.

#UT3072GTE worktable

corner connection

Optional Casters NSF

To determine set of casters applicable, see "**# of legs**" column in bottom chart. **Freight class is 65.0**.

	Zinc with Resilient Tread				Zinc with Poly Tread				Polymer Cart Washable with Polymer Tread			
description	wt. cap. per caster lbs.	kg	model #	list per set	wt. cap. per caster lbs.	kg	model #	list per set	wt. cap. per caster lbs.	kg	model #	list per set
4″ (102mm)-dia., set of 4 (2 swivel, 2 w/brake)	115	52.2	CA4-SB	349	n/a		n/a		n/a		n/a	
4″ (102mm)-dia., set of 6 (3 swivel, 3 w/brake)	115	52.2	CA6-SB	522	n/a		n/a		n/a		n/a	
4″ (102mm)-dia., set of 8 (4 swivel, 4 w/brake)	115	52.2	CA8-SB	696	n/a		n/a		n/a		n/a	
5″ (127mm)-dia., set of 4 (2 swivel, 2 w/brake)	200	90.7	CAH4-SB	463	250	113.4	CAHP4-SB	400	250	113.4	CAHW4-SB	497
5″ (127mm)-dia., set of 6 (3 swivel, 3 w/brake)	200	90.7	CAH6-SB	693	250	113.4	CAHP6-SB	600	250	113.4	CAHW6-SB	746
5″ (127mm)-dia., set of 8 (4 swivel, 4 w/brake)	200	90.7	CAH8-SB	923	250	113.4	CAHP8-SB	800	250	113.4	CAHW8-SB	993

Legs are 1⅝″ (41mm)-diameter, heavy gauge tubular galvanized steel. Crossbrace is 1 ¼″ (32mm)-diameter, tubular galvanized steel.

width x length in.	mm	# of legs	weight lbs.	kg	cubic feet	BUDGET 16/430 stainless steel top model #	list	DELUXE 16/304 stainless steel top model #	list	*SPEC-MASTER® 14/304 stainless steel top model #	list
24″ x 24″	610 x 610	4	40	18.1	3.5	UT2424GTB	784	UT2424GTEB	854	UT2424GTE	962
24″ x 30″	610 x 762	4	45	20.4	3.8	UT2430GTB	837	UT2430GTEB	912	UT2430GTE	1005
24″ x 36″	610 x 914	4	50	22.7	4.4	UT2436GTB	891	UT2436GTEB	966	UT2436GTE	1022
24″ x 48″	610 x 1219	4	60	27.2	5.7	UT2448GTB	903	UT2448GTEB	979	UT2448GTE	1072
24″ x 60″	610 x 1524	4	70	31.8	7.1	UT2460GTB	945	UT2460GTEB	1048	UT2460GTE	1107
24″ x 72″	610 x 1829	4	80	36.3	8.5	UT2472GTB	1001	UT2472GTEB	1122	UT2472GTE	1186
24″ x 84″	610 x 2134	4	90	40.8	11.2	UT2484GTB	1223	UT2484GTEB	1523	UT2484GTE	1554
24″ x 96″	610 x 2438	6	100	45.4	11.2	UT2496GTB	1369	UT2496GTEB	1617	UT2496GTE	1649
24″ x 108″	610 x 2743	6	110	49.9	14.0	UT24108GTB	2044	UT24108GTEB	2183	UT24108GTE	2284
24″ x 120″	610 x 3048	6	120	54.4	14.0	UT24120GTB	2169	UT24120GTEB	2308	UT24120GTE	2411
24″ x 132″	610 x 3353	8	130	59.0	16.8	UT24132GTB	2174	UT24132GTEB	2345	UT24132GTE	2465
24″ x 144″	610 x 3658	8	140	63.5	16.8	UT24144GTB	2181	UT24144GTEB	2404	UT24144GTE	2525
30″ x 30″	762 x 762	4	50	22.7	3.8	UT3030GTB	854	UT3030GTEB	939	UT3030GTE	986
30″ x 36″	762 x 914	4	53	24.0	4.4	UT3036GTB	908	UT3036GTEB	996	UT3036GTE	1041
30″ x 48″	762 x 1219	4	57	25.9	5.7	UT3048GTB	920	UT3048GTEB	1016	UT3048GTE	1076
30″ x 60″	762 x 1524	4	67	30.4	7.1	UT3060GTB	988	UT3060GTEB	1102	UT3060GTE	1167
30″ x 72″	762 x 1829	4	77	34.9	8.5	UT3072GTB	1055	UT3072GTEB	1186	UT3072GTE	1259
30″ x 84″	762 x 2134	4	87	39.5	11.2	UT3084GTB	1276	UT3084GTEB	1539	UT3084GTE	1628
30″ x 96″	762 x 2438	6	97	44.0	11.2	UT3096GTB	1448	UT3096GTEB	1663	UT3096GTE	1758
30″ x 108″	762 x 2743	6	107	48.5	14.0	UT30108GTB	2075	UT30108GTEB	2374	UT30108GTE	2484
30″ x 120″	762 x 3048	6	117	53.1	14.0	UT30120GTB	2188	UT30120GTEB	2436	UT30120GTE	2550
30″ x 132″	762 x 3353	8	127	57.6	16.8	UT30132GTB	2233	UT30132GTEB	2498	UT30132GTE	2700
30″ x 144″	762 x 3658	8	137	62.1	16.8	UT30144GTB	2292	UT30144GTEB	2558	UT30144GTE	2767
36″ x 48″	914 x 1219	4	61	27.7	7.0	UT3648GTB	1101	UT3648GTEB	1200	UT3648GTE	1230
36″ x 60″	914 x 1524	4	73	33.1	8.8	UT3660GTB	1218	UT3660GTEB	1321	UT3660GTE	1355
36″ x 72″	914 x 1829	4	85	38.6	10.5	UT3672GTB	1313	UT3672GTEB	1421	UT3672GTE	1458
36″ x 84″	914 x 2134	4	97	44.0	12.2	UT3684GTB	1740	UT3684GTEB	1860	UT3684GTE	1905
36″ x 96″	914 x 2438	6	109	49.4	13.9	UT3696GTB	1834	UT3696GTEB	1957	UT3696GTE	2009
36″ x 108″	914 x 2743	6	121	54.9	17.3	UT36108GTB	2531	UT36108GTEB	2732	UT36108GTE	2793
36″ x 120″	914 x 3048	6	133	60.3	17.3	UT36120GTB	2592	UT36120GTEB	2875	UT36120GTE	2937
36″ x 132″	914 x 3353	8	145	65.8	20.7	UT36132GTB	2642	UT36132GTEB	2958	UT36132GTE	3054
36″ x 144″	914 x 3658	8	157	71.2	20.7	UT36144GTB	2702	UT36144GTEB	3021	UT36144GTE	3114

* On Spec-Master® tables, increase stated weight by 10%.

100 Industrial Boulevard, Clayton, DE 19938-8903 U.S.A.
Phone: 800-441-8440 or 302-653-3000. Fax: 302-653-2065
http://www.eaglegrp.com

EAGLE GROUP
Profit from the Eagle Advantage®

CATALOG SECTION 10

Worktables with Upturn & Stainless Steel Tubular Base — see spec sheet EG10.49 NSF

Eagle worktables with upturn are available in budget; deluxe; and Spec-Master® series. These tables feature a 1½″ (38mm) upturn at the rear of the table. All worktables are available with tubular base or undershelf, galvanized or stainless steel legs. All units feature heavy gauge polished stainless steel top. 35 ⅛″ - 36⅛″ (892 - 918mm) adjustable working height. All shipping weights and cubic feet are approximate.
Freight class is 70.0.
Optional NSF sprayed-on latex sound deadening available. To order, add $428 to list price and suffix **"-SD"**. Example: UT2424STB-**SD**.
For Flex-Master® overshelf kits, see page 96. For drawer kits, see page 105.

patented uni-lok® system

#UT3072STE worktable

corner connection

Optional Casters NSF

To determine set of casters applicable, see "**# of legs**" column in bottom chart.
Freight class is 65.0.

	Zinc with Resilient Tread				Zinc with Poly Tread				Polymer Cart Washable with Polymer Tread			
description	wt. cap. per caster lbs.	kg	model #	list per set	wt. cap. per caster lbs.	kg	model #	list per set	wt. cap. per caster lbs.	kg	model #	list per set
4″ (102mm)-dia., set of 4 (2 swivel, 2 w/brake)	115	52.2	CA4-SB	349	n/a		n/a		n/a		n/a	
4″ (102mm)-dia., set of 6 (3 swivel, 3 w/brake)	115	52.2	CA6-SB	522	n/a		n/a		n/a		n/a	
4″ (102mm)-dia., set of 8 (4 swivel, 4 w/brake)	115	52.2	CA8-SB	696	n/a		n/a		n/a		n/a	
5″ (127mm)-dia., set of 4 (2 swivel, 2 w/brake)	200	90.7	CAH4-SB	463	250	113.4	CAHP4-SB	400	250	113.4	CAHW4-SB	497
5″ (127mm)-dia., set of 6 (3 swivel, 3 w/brake)	200	90.7	CAH6-SB	693	250	113.4	CAHP6-SB	600	250	113.4	CAHW6-SB	746
5″ (127mm)-dia., set of 8 (4 swivel, 4 w/brake)	200	90.7	CAH8-SB	923	250	113.4	CAHP8-SB	800	250	113.4	CAHW8-SB	993

Legs are 1⅝″ (41mm)-diameter, 16 gauge tubular stainless steel. Crossbrace is 1¼″ (32mm)-diameter, tubular stainless steel.

width x length		# of	weight		cubic	BUDGET 16/430 stainless steel top		DELUXE 16/304 stainless steel top		*SPEC-MASTER® 14/304 stainless steel top	
in.	mm	legs	lbs.	kg	feet	model #	list	model #	list	model #	list
24″ x 24″	610 x 610	4	40	18.1	3.5	UT2424STB	1047	UT2424STEB	1089	UT2424STE	1161
24″ x 30″	610 x 762	4	45	20.4	3.8	UT2430STB	1105	UT2430STEB	1183	UT2430STE	1272
24″ x 36″	610 x 914	4	50	22.7	4.4	UT2436STB	1161	UT2436STEB	1238	UT2436STE	1326
24″ x 48″	610 x 1219	4	60	27.2	5.7	UT2448STB	1185	UT2448STEB	1277	UT2448STE	1376
24″ x 60″	610 x 1524	4	70	31.8	7.1	UT2460STB	1265	UT2460STEB	1370	UT2460STE	1483
24″ x 72″	610 x 1829	4	80	36.3	8.5	UT2472STB	1345	UT2472STEB	1464	UT2472STE	1590
24″ x 84″	610 x 2134	4	90	40.8	11.2	UT2484STB	1618	UT2484STEB	1946	UT2484STE	2101
24″ x 96″	610 x 2438	6	100	45.4	11.2	UT2496STB	1723	UT2496STEB	2070	UT2496STE	2243
24″ x 108″	610 x 2743	6	110	49.9	14.0	UT24108STB	2607	UT24108STEB	2815	UT24108STE	3123
24″ x 120″	610 x 3048	6	120	54.4	14.0	UT24120STB	2742	UT24120STEB	2958	UT24120STE	3188
24″ x 132″	610 x 3353	8	130	59.0	16.8	UT24132STB	2798	UT24132STEB	3032	UT24132STE	3278
24″ x 144″	610 x 3658	8	140	63.5	16.8	UT24144STB	2801	UT24144STEB	3095	UT24144STE	3440
30″ x 30″	762 x 762	4	50	22.7	3.8	UT3030STB	1158	UT3030STEB	1246	UT3030STE	1333
30″ x 36″	762 x 914	4	53	24.0	4.4	UT3036STB	1212	UT3036STEB	1302	UT3036STE	1389
30″ x 48″	762 x 1219	4	57	25.9	5.7	UT3048STB	1252	UT3048STEB	1355	UT3048STE	1463
30″ x 60″	762 x 1524	4	67	30.4	7.1	UT3060STB	1352	UT3060STEB	1475	UT3060STE	1598
30″ x 72″	762 x 1829	4	77	34.9	8.5	UT3072STB	1449	UT3072STEB	1590	UT3072STE	1727
30″ x 84″	762 x 2134	4	87	39.5	11.2	UT3084STB	1674	UT3084STEB	2024	UT3084STE	2188
30″ x 96″	762 x 2438	6	97	44.0	11.2	UT3096STB	1849	UT3096STEB	2218	UT3096STE	2402
30″ x 108″	762 x 2743	6	107	48.5	14.0	UT30108STB	2759	UT30108STEB	3086	UT30108STE	3329
30″ x 120″	762 x 3048	6	117	53.1	14.0	UT30120STB	2898	UT30120STEB	3148	UT30120STE	3388
30″ x 132″	762 x 3353	8	127	57.6	16.8	UT30132STB	2978	UT30132STEB	3255	UT30132STE	3625
30″ x 144″	762 x 3658	8	137	62.1	16.8	UT30144STB	3041	UT30144STEB	3413	UT30144STE	3688
36″ x 48″	914 x 1219	4	61	27.7	7.0	UT3648STB	1413	UT3648STEB	1563	UT3648STE	1646
36″ x 60″	914 x 1524	4	73	33.1	8.8	UT3660STB	1548	UT3660STEB	1699	UT3660STE	1793
36″ x 72″	914 x 1829	4	85	38.6	10.5	UT3672STB	1679	UT3672STEB	1835	UT3672STE	1942
36″ x 84″	914 x 2134	4	97	44.0	12.2	UT3684STB	2246	UT3684STEB	2427	UT3684STE	2558
36″ x 96″	914 x 2438	6	109	49.4	13.9	UT3696STB	2404	UT3696STEB	2591	UT3696STE	2739
36″ x 108″	914 x 2743	6	121	54.9	17.3	UT36108STB	3247	UT36108STEB	3527	UT36108STE	3837
36″ x 120″	914 x 3048	6	133	60.3	17.3	UT36120STB	3404	UT36120STEB	3693	UT36120STE	3900
36″ x 132″	914 x 3353	8	145	65.8	20.7	UT36132STB	3509	UT36132STEB	3834	UT36132STE	4038
36″ x 144″	914 x 3658	8	157	71.2	20.7	UT36144STB	3571	UT36144STEB	4011	UT36144STE	4120

* On Spec-Master® tables, increase stated weight by 10%. Spec-Master® tables feature all stainless steel construction.

CATALOG SECTION 10

patented uni-lok® system

Worktables with Backsplash & Galvanized Legs/Undershelf — see spec sheet EG10.44 NSF

Eagle worktables with backsplash are available in budget; deluxe; and our top-of-the-line Spec-Master ® and Spec-Master® Marine series. All worktables feature a 4½″ (114mm) backsplash at the rear of the table, tubular base or undershelf, galvanized or stainless steel legs, and a heavy gauge polished stainless steel top. The Spec-Master ® Marine series worktables feature a marine counter edge on front and both ends. 35⅛″ - 36⅛″ (892 - 918mm) adjustable working height. All shipping weights and cubic feet are approximate. **Freight class is 70.0**.
Optional 10½″ (267mm) backsplash available for Spec-Master® Marine series worktables. To order, add 10% to list price and replace suffix **"-BS"** with suffix **"-10BS"**. Example: T2424EM-**10BS**.
Optional NSF sprayed-on latex sound deadening available. To order, add $428 to list price and suffix **"-SD"**. Example: T2424B-BS-**SD**.
NEW optional fixed undershelf available in place of standard adjustable undershelf. To order, add 10% to list price, and **"-F"** to end of suffix. Example: T3048EM-BS-**F**.
For Flex-Master® overshelf kits, see page 96. For drawer kits, see page 105.

adjustable undershelf welded gusset

#T3048EB-BS worktable

Optional Casters NSF

To determine set of casters applicable, see "**# of legs**" column in bottom chart. **Freight class is 65.0**.

	Zinc with Resilient Tread				Zinc with Poly Tread				Polymer Cart Washable with Polymer Tread			
description	wt. cap. per caster lbs.	kg	model #	list per set	wt. cap. per caster lbs.	kg	model #	list per set	wt. cap. per caster lbs.	kg	model #	list per set
4″ (102mm)-dia., set of 4 (2 swivel, 2 w/brake)	115	52.2	CA4-SB	349	n/a		n/a		n/a		n/a	
4″ (102mm)-dia., set of 6 (3 swivel, 3 w/brake)	115	52.2	CA6-SB	522	n/a		n/a		n/a		n/a	
4″ (102mm)-dia., set of 8 (4 swivel, 4 w/brake)	115	52.2	CA8-SB	696	n/a		n/a		n/a		n/a	
5″ (127mm)-dia., set of 4 (2 swivel, 2 w/brake)	200	90.7	CAH4-SB	463	250	113.4	CAHP4-SB	400	250	113.4	CAHW4-SB	497
5″ (127mm)-dia., set of 6 (3 swivel, 3 w/brake)	200	90.7	CAH6-SB	693	250	113.4	CAHP6-SB	600	250	113.4	CAHW6-SB	746
5″ (127mm)-dia., set of 8 (4 swivel, 4 w/brake)	200	90.7	CAH8-SB	923	250	113.4	CAHP8-SB	800	250	113.4	CAHW8-SB	993

Legs are 1⅝″ (41mm)-diameter, heavy gauge tubular galvanized steel. Standard adjustable undershelf is heavy gauge galvanized steel.

width x length in.	mm	# of legs	weight lbs.	kg	cu ft	BUDGET 16/430 stainless steel top model #	list	DELUXE 16/304 stainless steel top model #	list	*SPEC-MASTER® 14/304 stainless steel top model #	list	*▲SPEC-MASTER® MARINE 14/304 stainless steel top model #	list
24″ x 24″	610 x 610	4	43	19.5	3.5	T2424B-BS	829	T2424EB-BS	905	T2424E-BS	928	T2424EM-BS	1559
24″ x 30″	610 x 762	4	48	21.8	3.8	T2430B-BS	886	T2430EB-BS	978	T2430E-BS	1007	T2430EM-BS	1690
24″ x 36″	610 x 914	4	53	24.0	4.4	T2436B-BS	938	T2436EB-BS	1034	T2436E-BS	1062	T2436EM-BS	1697
24″ x 48″	610 x 1219	4	63	28.6	5.7	T2448B-BS	944	T2448EB-BS	1057	T2448E-BS	1088	T2448EM-BS	1775
24″ x 60″	610 x 1524	4	73	33.1	7.1	T2460B-BS	1008	T2460EB-BS	1133	T2460E-BS	1167	T2460EM-BS	1807
24″ x 72″	610 x 1829	4	85	38.6	8.5	T2472B-BS	1066	T2472EB-BS	1209	T2472E-BS	1252	T2472EM-BS	1891
24″ x 84″	610 x 2134	4	97	44.0	11.2	T2484B-BS	1307	T2484EB-BS	1539	T2484E-BS	1592	T2484EM-BS	2228
24″ x 96″	610 x 2438	6	114	51.7	11.2	T2496B-BS	1459	T2496EB-BS	1662	T2496E-BS	1699	T2496EM-BS	2337
24″ x 108″	610 x 2743	6	142	64.4	14.0	T24108B-BS	2197	T24108EB-BS	2353	T24108E-BS	2432	T24108EM-BS	2962
24″ x 120″	610 x 3048	6	154	69.9	14.0	T24120B-BS	2256	T24120EB-BS	2407	T24120E-BS	2484	T24120EM-BS	3112
24″ x 132″	610 x 3353	8	166	75.3	16.8	T24132B-BS	2311	T24132EB-BS	2409	T24132E-BS	2545	T24132EM-BS	3217
24″ x 144″	610 x 3658	8	178	80.7	16.8	T24144B-BS	2436	T24144EB-BS	2597	T24144E-BS	2683	T24144EM-BS	3278
30″ x 30″	762 x 762	4	50	22.7	3.8	T3030B-BS	903	T3030EB-BS	1007	T3030E-BS	1036	T3030EM-BS	1658
30″ x 36″	762 x 914	4	53	24.0	4.4	T3036B-BS	958	T3036EB-BS	1062	T3036E-BS	1091	T3036EM-BS	1668
30″ x 48″	762 x 1219	4	70	31.8	5.7	T3048B-BS	974	T3048EB-BS	1096	T3048E-BS	1132	T3048EM-BS	1821
30″ x 60″	762 x 1524	4	81	36.7	7.1	T3060B-BS	1045	T3060EB-BS	1186	T3060E-BS	1227	T3060EM-BS	1928
30″ x 72″	762 x 1829	4	94	42.6	8.5	T3072B-BS	1115	T3072EB-BS	1280	T3072E-BS	1326	T3072EM-BS	1971
30″ x 84″	762 x 2134	4	108	49.0	11.2	T3084B-BS	1368	T3084EB-BS	1611	T3084E-BS	1668	T3084EM-BS	2380
30″ x 96″	762 x 2438	6	130	59.0	11.2	T3096B-BS	1548	T3096EB-BS	1747	T3096E-BS	1809	T3096EM-BS	2528
30″ x 108″	762 x 2743	6	150	68.0	14.0	T30108B-BS	2317	T30108EB-BS	2473	T30108E-BS	2558	T30108EM-BS	3166
30″ x 120″	762 x 3048	6	170	77.1	14.0	T30120B-BS	2379	T30120EB-BS	2538	T30120E-BS	2621	T30120EM-BS	3226
30″ x 132″	762 x 3353	8	188	85.3	16.8	T30132B-BS	2518	T30132EB-BS	2686	T30132E-BS	2783	T30132EM-BS	3397
30″ x 144″	762 x 3658	8	207	93.9	16.8	T30144B-BS	2577	T30144EB-BS	2748	T30144E-BS	2845	T30144EM-BS	3455
36″ x 48″	914 x 1219	4	77	34.9	7.0	T3648B-BS	1266	T3648EB-BS	1320	T3648E-BS	1358	T3648EM-BS	2060
36″ x 60″	914 x 1524	4	90	40.8	8.8	T3660B-BS	1371	T3660EB-BS	1510	T3660E-BS	1561	T3660EM-BS	2190
36″ x 72″	914 x 1829	4	106	48.1	10.5	T3672B-BS	1455	T3672EB-BS	1613	T3672E-BS	1671	T3672EM-BS	2310
36″ x 84″	914 x 2134	4	123	55.8	12.2	T3684B-BS	1719	T3684EB-BS	1889	T3684E-BS	1957	T3684EM-BS	2716
36″ x 96″	914 x 2438	6	132	59.9	13.9	T3696B-BS	1932	T3696EB-BS	2125	T3696E-BS	2199	T3696EM-BS	2827
36″ x 108″	914 x 2743	6	169	76.7	17.3	T36108B-BS	2732	T36108EB-BS	2902	T36108E-BS	3000	T36108EM-BS	3604
36″ x 120″	914 x 3048	6	192	87.1	17.3	T36120B-BS	2792	T36120EB-BS	2964	T36120E-BS	3063	T36120EM-BS	3664
36″ x 132″	914 x 3353	8	216	98.0	20.7	T36132B-BS	2869	T36132EB-BS	3051	T36132E-BS	3250	T36132EM-BS	3867
36″ x 144″	914 x 3658	8	239	108.4	20.7	T36144B-BS	2929	T36144EB-BS	3203	T36144E-BS	3317	T36144EM-BS	3927

* On Spec-Master® and Spec-Master® Marine tables, increase stated weight by 10%.
▲ Spec-Master® Marine tables feature a marine counter edge to prevent spillage.

100 Industrial Boulevard, Clayton, DE 19938-8903 U.S.A.
Phone: 800-441-8440 or 302-653-3000. Fax: 302-653-2065
http://www.eaglegrp.com

EAGLE GROUP
Profit from the Eagle Advantage®

CATALOG SECTION 10

patented uni-lok® system

Worktables with Backsplash & Stainless Steel Legs/Undershelf — see spec sheet EG10.45 NSF

Eagle worktables with backsplash are available in budget; deluxe; and our top-of-the-line Spec-Master ® and Spec-Master® Marine series. All worktables feature a 4 ½″ (114mm) backsplash at the rear of the table, tubular base or undershelf, galvanized or stainless steel legs, and a heavy gauge polished stainless steel top. The Spec-Master ® Marine series worktables feature a marine counter edge on front and both ends. 35⅛″ - 36⅛″ (892 - 918mm) adjustable working height. All shipping weights and cubic feet are approximate. **Freight class is 70.0**.
Optional 10½″ (267mm) backsplash available for Spec-Master ® Marine series worktables. To order, add 10% to list price and replace suffix **"-BS"** with suffix **"-10BS"**. Example: T2424SEM-**10BS**.
NEW design includes split sleeves that snap to grooved legs! Undershelf, with marine edge, slides down onto split sleeves!
Optional NSF sprayed-on latex sound deadening available. To order, add $428 to list price and suffix **"-SD"**. Example: T2424SB-BS-**SD**.
For Flex-Master® overshelf kits, see page 96. For drawer kits, see page 105.

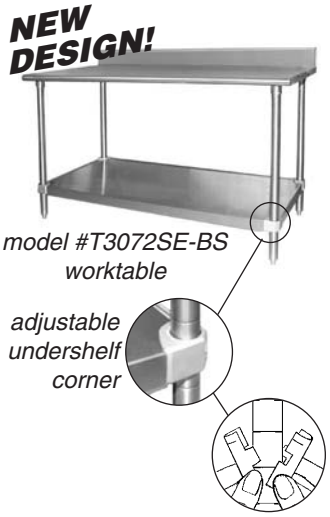

Optional Casters NSF

To determine set of casters applicable, see "**# of legs**" column in bottom chart.
Freight class is 65.0.

	Zinc with Resilient Tread				Zinc with Poly Tread				Polymer Cart Washable with Polymer Tread			
description	wt. cap. per caster lbs.	kg	model #	list per set	wt. cap. per caster lbs.	kg	model #	list per set	wt. cap. per caster lbs.	kg	model #	list per set
4″ (102mm)-dia., set of 4 (2 swivel, 2 w/brake)	115	52.2	CA4-SB	349	n/a		n/a		n/a		n/a	
4″ (102mm)-dia., set of 6 (3 swivel, 3 w/brake)	115	52.2	CA6-SB	522	n/a		n/a		n/a		n/a	
4″ (102mm)-dia., set of 8 (4 swivel, 4 w/brake)	115	52.2	CA8-SB	696	n/a		n/a		n/a		n/a	
5″ (127mm)-dia., set of 4 (2 swivel, 2 w/brake)	200	90.7	CAH4-SB	463	250	113.4	CAHP4-SB	400	250	113.4	CAHW4-SB	497
5″ (127mm)-dia., set of 6 (3 swivel, 3 w/brake)	200	90.7	CAH6-SB	693	250	113.4	CAHP6-SB	600	250	113.4	CAHW6-SB	746
5″ (127mm)-dia., set of 8 (4 swivel, 4 w/brake)	200	90.7	CAH8-SB	923	250	113.4	CAHP8-SB	800	250	113.4	CAHW8-SB	993

Legs are 1⅝″ (41mm)-diameter, 16 gauge tubular stainless steel. Adjustable undershelf is heavy gauge stainless steel.

width x length in.	mm	# of legs	weight lbs.	kg	cu ft	BUDGET 16/430 stainless steel top model #	list	DELUXE 16/304 stainless steel top model #	list	*SPEC-MASTER® 14/304 stainless steel top model #	list	*▲SPEC-MASTER® MARINE 14/304 stainless steel top model #	list
24″ x 24″	610 x 610	4	43	19.5	3.5	T2424SB-BS	1139	T2424SEB-BS	1187	T2424SE-BS	1254	T2424SEM-BS	1834
24″ x 30″	610 x 762	4	48	21.8	3.8	T2430SB-BS	1227	T2430SEB-BS	1278	T2430SE-BS	1364	T2430SEM-BS	1942
24″ x 36″	610 x 914	4	53	24.0	4.4	T2436SB-BS	1280	T2436SEB-BS	1337	T2436SE-BS	1450	T2436SEM-BS	1999
24″ x 48″	610 x 1219	4	63	28.6	5.7	T2448SB-BS	1307	T2448SEB-BS	1384	T2448SE-BS	1482	T2448SEM-BS	2050
24″ x 60″	610 x 1524	4	73	33.1	7.1	T2460SB-BS	1386	T2460SEB-BS	1487	T2460SE-BS	1592	T2460SEM-BS	2154
24″ x 72″	610 x 1829	4	85	38.6	8.5	T2472SB-BS	1468	T2472SEB-BS	1590	T2472SE-BS	1708	T2472SEM-BS	2261
24″ x 84″	610 x 2134	4	97	44.0	11.2	T2484SB-BS	1740	T2484SEB-BS	2041	T2484SE-BS	2188	T2484SEM-BS	2700
24″ x 96″	610 x 2438	6	114	51.7	11.2	T2496SB-BS	1845	T2496SEB-BS	2174	T2496SE-BS	2333	T2496SEM-BS	2834
24″ x 108″	610 x 2743	6	142	64.4	14.0	T24108SB-BS	2621	T24108SEB-BS	3029	T24108SE-BS	3250	T24108SEM-BS	3561
24″ x 120″	610 x 3048	6	154	69.9	14.0	T24120SB-BS	2864	T24120SEB-BS	3088	T24120SE-BS	3307	T24120SEM-BS	3618
24″ x 132″	610 x 3353	8	166	75.3	16.8	T24132SB-BS	2916	T24132SEB-BS	3270	T24132SE-BS	3411	T24132SEM-BS	3866
24″ x 144″	610 x 3658	8	178	80.7	16.8	T24144SB-BS	3063	T24144SEB-BS	3332	T24144SE-BS	3578	T24144SEM-BS	3927
30″ x 30″	762 x 762	4	50	22.7	3.8	T3030SB-BS	1279	T3030SEB-BS	1341	T3030SE-BS	1433	T3030SEM-BS	2007
30″ x 36″	762 x 914	4	53	24.0	4.4	T3036SB-BS	1334	T3036SEB-BS	1397	T3036SE-BS	1489	T3036SEM-BS	2063
30″ x 48″	762 x 1219	4	70	31.8	5.7	T3048SB-BS	1376	T3048SEB-BS	1459	T3048SE-BS	1565	T3048SEM-BS	2134
30″ x 60″	762 x 1524	4	81	36.7	7.1	T3060SB-BS	1474	T3060SEB-BS	1588	T3060SE-BS	1703	T3060SEM-BS	2265
30″ x 72″	762 x 1829	4	94	42.6	8.5	T3072SB-BS	1566	T3072SEB-BS	1711	T3072SE-BS	1843	T3072SEM-BS	2395
30″ x 84″	762 x 2134	4	108	49.0	11.2	T3084SB-BS	1795	T3084SEB-BS	2118	T3084SE-BS	2271	T3084SEM-BS	2785
30″ x 96″	762 x 2438	6	130	59.0	11.2	T3096SB-BS	1972	T3096SEB-BS	2323	T3096SE-BS	2500	T3096SEM-BS	2993
30″ x 108″	762 x 2743	6	150	68.0	14.0	T30108SB-BS	2959	T30108SEB-BS	3210	T30108SE-BS	3451	T30108SEM-BS	3815
30″ x 120″	762 x 3048	6	170	77.1	14.0	T30120SB-BS	3021	T30120SEB-BS	3274	T30120SE-BS	3515	T30120SEM-BS	3877
30″ x 132″	762 x 3353	8	188	85.3	16.8	T30132SB-BS	3189	T30132SEB-BS	3495	T30132SE-BS	3763	T30132SEM-BS	4109
30″ x 144″	762 x 3658	8	207	93.9	16.8	T30144SB-BS	3249	T30144SEB-BS	3559	T30144SE-BS	3824	T30144SEM-BS	4173
36″ x 48″	914 x 1219	4	77	34.9	7.0	T3648SB-BS	1535	T3648SEB-BS	1714	T3648SE-BS	1842	T3648SEM-BS	2430
36″ x 60″	914 x 1524	4	90	40.8	8.8	T3660SB-BS	1669	T3660SEB-BS	1935	T3660SE-BS	2076	T3660SEM-BS	2583
36″ x 72″	914 x 1829	4	106	48.1	10.5	T3672SB-BS	1801	T3672SEB-BS	2075	T3672SE-BS	2226	T3672SEM-BS	2741
36″ x 84″	914 x 2134	4	123	55.8	12.2	T3684SB-BS	2366	T3684SEB-BS	2468	T3684SE-BS	2652	T3684SEM-BS	3262
36″ x 96″	914 x 2438	6	132	59.9	13.9	T3696SB-BS	2526	T3696SEB-BS	2641	T3696SE-BS	2841	T3696SEM-BS	3440
36″ x 108″	914 x 2743	6	169	76.7	17.3	T36108SB-BS	3465	T36108SEB-BS	3747	T36108SE-BS	4027	T36108SEM-BS	4330
36″ x 120″	914 x 3048	6	192	87.1	17.3	T36120SB-BS	3525	T36120SEB-BS	3807	T36120SE-BS	4091	T36120SEM-BS	4393
36″ x 132″	914 x 3353	8	216	98.0	20.7	T36132SB-BS	3736	T36132SEB-BS	3951	T36132SE-BS	4252	T36132SEM-BS	4671
36″ x 144″	914 x 3658	8	239	108.4	20.7	T36144SB-BS	3803	T36144SEB-BS	4013	T36144SE-BS	4442	T36144SEM-BS	4736

* Spec-Master® and Spec-Master® Marine tables feature all stainless steel construction. Increase stated weight by 10%.
▲ Spec-Master® Marine tables feature a marine counter edge to prevent spillage.

CATALOG SECTION 10

patented uni-lok® system

Worktables with Backsplash & Galvanized Tubular Base — see spec sheet EG10.46 NSF

Eagle worktables with backsplash are available in budget; deluxe; and our top-of-the-line Spec-Master ® and Spec-Master® Marine series. All worktables feature a 4½″ (114mm) backsplash at the rear of the table, tubular base or undershelf, galvanized or stainless steel legs, and a heavy gauge polished stainless steel top. The Spec-Master ® Marine series worktables feature a marine counter edge on front and both ends. 35⅛″ - 36⅛″ (892 - 918mm) adjustable working height. All shipping weights and cubic feet are approximate. **Freight class is 70.0**.
Optional 10½″ (267mm) backsplash available for Spec-Master® Marine series worktables. To order, add 10% to list price and replace suffix **"-BS"** with suffix **"-10BS"**. Example: T2424GTEM-**10BS**.
Optional NSF sprayed-on latex sound deadening available. To order, add $428 to list price and suffix **"-SD"**. Example: T2424GTB-BS-**SD**.
For Flex-Master® overshelf kits, see page 96. For drawer kits, see page 105.

#T3072GTE-BS worktable

corner connection

Optional Casters NSF

To determine set of casters applicable, see "**# of legs**" column in bottom chart. **Freight class is 65.0**.

	Zinc with Resilient Tread				Zinc with Poly Tread				Polymer Cart Washable with Polymer Tread			
description	wt. cap. per caster lbs.	kg	model #	list per set	wt. cap. per caster lbs.	kg	model #	list per set	wt. cap. per caster lbs.	kg	model #	list per set
4″ (102mm)-dia., set of 4 (2 swivel, 2 w/brake)	115	52.2	CA4-SB	349	n/a		n/a		n/a		n/a	
4″ (102mm)-dia., set of 6 (3 swivel, 3 w/brake)	115	52.2	CA6-SB	522	n/a		n/a		n/a		n/a	
4″ (102mm)-dia., set of 8 (4 swivel, 4 w/brake)	115	52.2	CA8-SB	696	n/a		n/a		n/a		n/a	
5″ (127mm)-dia., set of 4 (2 swivel, 2 w/brake)	200	90.7	CAH4-SB	463	250	113.4	CAHP4-SB	400	250	113.4	CAHW4-SB	497
5″ (127mm)-dia., set of 6 (3 swivel, 3 w/brake)	200	90.7	CAH6-SB	693	250	113.4	CAHP6-SB	600	250	113.4	CAHW6-SB	746
5″ (127mm)-dia., set of 8 (4 swivel, 4 w/brake)	200	90.7	CAH8-SB	923	250	113.4	CAHP8-SB	800	250	113.4	CAHW8-SB	993

Legs are 1⅝″ (41mm)-diameter, heavy gauge tubular galvanized steel. Crossbrace is 1¼″ (32mm)-diameter, tubular galvanized steel.

width x length		# of	weight		cu	BUDGET 16/430 stainless steel top		DELUXE 16/304 stainless steel top		*SPEC-MASTER® 14/304 stainless steel top		*▲SPEC-MASTER® MARINE 14/304 stainless steel top	
in.	mm	legs	lbs.	kg	ft	model #	list	model #	list	model #	list	model #	list
24″ x 24″	610 x 610	4	41	18.6	3.5	T2424GTB-BS	933	T2424GTEB-BS	1008	T2424GTE-BS	1033	T2424GTEM-BS	1709
24″ x 30″	610 x 762	4	46	20.9	3.8	T2430GTB-BS	987	T2430GTEB-BS	1086	T2430GTE-BS	1109	T2430GTEM-BS	1797
24″ x 36″	610 x 914	4	51	23.1	4.4	T2436GTB-BS	1043	T2436GTEB-BS	1139	T2436GTE-BS	1166	T2436GTEM-BS	1852
24″ x 48″	610 x 1219	4	61	27.7	5.7	T2448GTB-BS	1045	T2448GTEB-BS	1158	T2448GTE-BS	1192	T2448GTEM-BS	1879
24″ x 60″	610 x 1524	4	71	32.2	7.1	T2460GTB-BS	1111	T2460GTEB-BS	1236	T2460GTE-BS	1273	T2460GTEM-BS	1961
24″ x 72″	610 x 1829	4	81	36.7	8.5	T2472GTB-BS	1168	T2472GTEB-BS	1315	T2472GTE-BS	1355	T2472GTEM-BS	2053
24″ x 84″	610 x 2134	4	91	41.3	11.2	T2484GTB-BS	1408	T2484GTEB-BS	1647	T2484GTE-BS	1698	T2484GTEM-BS	2400
24″ x 96″	610 x 2438	6	101	45.8	11.2	T2496GTB-BS	1560	T2496GTEB-BS	1749	T2496GTE-BS	1805	T2496GTEM-BS	2513
24″ x 108″	610 x 2743	6	111	50.3	14.0	T24108GTB-BS	2233	T24108GTEB-BS	2386	T24108GTE-BS	2457	T24108GTEM-BS	3161
24″ x 120″	610 x 3048	6	121	54.9	14.0	T24120GTB-BS	2357	T24120GTEB-BS	2515	T24120GTE-BS	2591	T24120GTEM-BS	3214
24″ x 132″	610 x 3353	8	131	59.4	16.8	T24132GTB-BS	2407	T24132GTEB-BS	2566	T24132GTE-BS	2646	T24132GTEM-BS	3420
24″ x 144″	610 x 3658	8	141	64.0	16.8	T24144GTB-BS	2465	T24144GTEB-BS	2641	T24144GTE-BS	2707	T24144GTEM-BS	3479
30″ x 30″	762 x 762	4	51	23.1	3.8	T3030GTB-BS	1004	T3030GTEB-BS	1109	T3030GTE-BS	1139	T3030GTEM-BS	1823
30″ x 36″	762 x 914	4	56	25.4	4.4	T3036GTB-BS	1058	T3036GTEB-BS	1166	T3036GTE-BS	1197	T3036GTEM-BS	1879
30″ x 48″	762 x 1219	4	66	29.9	5.7	T3048GTB-BS	1072	T3048GTEB-BS	1200	T3048GTE-BS	1234	T3048GTEM-BS	1925
30″ x 60″	762 x 1524	4	76	34.5	7.1	T3060GTB-BS	1146	T3060GTEB-BS	1290	T3060GTE-BS	1330	T3060GTEM-BS	2029
30″ x 72″	762 x 1829	4	86	39.0	8.5	T3072GTB-BS	1216	T3072GTEB-BS	1387	T3072GTE-BS	1432	T3072GTEM-BS	2135
30″ x 84″	762 x 2134	4	96	43.6	11.2	T3084GTB-BS	1472	T3084GTEB-BS	1714	T3084GTE-BS	1774	T3084GTEM-BS	2483
30″ x 96″	762 x 2438	6	106	48.1	11.2	T3096GTB-BS	1647	T3096GTEB-BS	1851	T3096GTE-BS	1910	T3096GTEM-BS	2638
30″ x 108″	762 x 2743	6	116	52.6	14.0	T30108GTB-BS	2421	T30108GTEB-BS	2508	T30108GTE-BS	2661	T30108GTEM-BS	3364
30″ x 120″	762 x 3048	6	126	57.2	14.0	T30120GTB-BS	2477	T30120GTEB-BS	2645	T30120GTE-BS	2723	T30120GTEM-BS	3424
30″ x 132″	762 x 3353	8	136	61.7	16.8	T30132GTB-BS	2618	T30132GTEB-BS	2713	T30132GTE-BS	2803	T30132GTEM-BS	3599
30″ x 144″	762 x 3658	8	146	66.2	16.8	T30144GTB-BS	2686	T30144GTEB-BS	2774	T30144GTE-BS	2865	T30144GTEM-BS	3664
36″ x 48″	914 x 1219	4	71	32.1	7.0	T3648GTB-BS	1368	T3648GTEB-BS	1423	T3648GTE-BS	1464	T3648GTEM-BS	2220
36″ x 60″	914 x 1524	4	81	36.7	8.8	T3660GTB-BS	1474	T3660GTEB-BS	1614	T3660GTE-BS	1665	T3660GTEM-BS	2355
36″ x 72″	914 x 1829	4	91	41.3	10.5	T3672GTB-BS	1508	T3672GTEB-BS	1715	T3672GTE-BS	1775	T3672GTEM-BS	2482
36″ x 84″	914 x 2134	4	101	45.8	12.2	T3684GTB-BS	1820	T3684GTEB-BS	1998	T3684GTE-BS	2063	T3684GTEM-BS	2899
36″ x 96″	914 x 2438	6	111	50.3	13.9	T3696GTB-BS	1968	T3696GTEB-BS	2226	T3696GTE-BS	2305	T3696GTEM-BS	3016
36″ x 108″	914 x 2743	6	121	54.9	17.3	T36108GTB-BS	2752	T36108GTEB-BS	2921	T36108GTE-BS	3105	T36108GTEM-BS	3813
36″ x 120″	914 x 3048	6	131	59.4	17.3	T36120GTB-BS	2893	T36120GTEB-BS	3070	T36120GTE-BS	3167	T36120GTEM-BS	3875
36″ x 132″	914 x 3353	8	141	64.0	20.7	T36132GTB-BS	2969	T36132GTEB-BS	3150	T36132GTE-BS	3261	T36132GTEM-BS	4084
36″ x 144″	914 x 3658	8	151	68.5	20.7	T36144GTB-BS	3025	T36144GTEB-BS	3212	T36144GTE-BS	3321	T36144GTEM-BS	4145

* On Spec-Master® and Spec-Master® Marine tables, increase stated weight by 10%.
▲ Spec-Master® Marine tables feature a marine counter edge to prevent spillage.

100 Industrial Boulevard, Clayton, DE 19938-8903 U.S.A.
Phone: 800-441-8440 or 302-653-3000. Fax: 302-653-2065
http://www.eaglegrp.com

EAGLE GROUP
Profit from the Eagle Advantage®

CATALOG SECTION 10

patented uni-lok® system

Worktables with Backsplash & Stainless Steel Tubular Base — see spec sheet EG10.47 NSF

Eagle worktables with backsplash are available in budget; deluxe; and our top-of-the-line Spec-Master® and Spec-Master® Marine series. All worktables feature a 4½″ (114mm) backsplash at the rear of the table, tubular base or undershelf, galvanized or stainless steel legs, and a heavy gauge polished stainless steel top. The Spec-Master® Marine series worktables feature a marine counter edge on front and both ends. 35⅛″ - 36⅛″ (892 - 918mm) adjustable working height. All shipping weights and cubic feet are approximate. **Freight class is 70.0**.
Optional 10½″ (267mm) backsplash available for Spec-Master® Marine series worktables. To order, add 10% to list price and replace suffix **"-BS"** with suffix **"-10BS"**. Example: T2424STEM-**10BS**.
Optional NSF sprayed-on latex sound deadening available. To order, add $428 to list price and suffix **"-SD"**. Example: T2424STB-BS-**SD**.
For Flex-Master® overshelf kits, see page 96. For drawer kits, see page 105.

#T3072STE-BS worktable

corner connection

Optional Casters NSF

To determine set of casters applicable, see "**# of legs**" column in bottom chart.
Freight class is 65.0.

	Zinc with Resilient Tread				Zinc with Poly Tread				Polymer Cart Washable with Polymer Tread			
description	wt. cap. per caster lbs.	kg	model #	list per set	wt. cap. per caster lbs.	kg	model #	list per set	wt. cap. per caster lbs.	kg	model #	list per set
4″ (102mm)-dia., set of 4 (2 swivel, 2 w/brake)	115	52.2	CA4-SB	349	n/a		n/a		n/a		n/a	
4″ (102mm)-dia., set of 6 (3 swivel, 3 w/brake)	115	52.2	CA6-SB	522	n/a		n/a		n/a		n/a	
4″ (102mm)-dia., set of 8 (4 swivel, 4 w/brake)	115	52.2	CA8-SB	696	n/a		n/a		n/a		n/a	
5″ (127mm)-dia., set of 4 (2 swivel, 2 w/brake)	200	90.7	CAH4-SB	463	250	113.4	CAHP4-SB	400	250	113.4	CAHW4-SB	497
5″ (127mm)-dia., set of 6 (3 swivel, 3 w/brake)	200	90.7	CAH6-SB	693	250	113.4	CAHP6-SB	600	250	113.4	CAHW6-SB	746
5″ (127mm)-dia., set of 8 (4 swivel, 4 w/brake)	200	90.7	CAH8-SB	923	250	113.4	CAHP8-SB	800	250	113.4	CAHW8-SB	993

Legs are 1⅝″ (41mm)-diameter, 16 gauge tubular stainless steel. Crossbrace is 1 ¼″ (32mm)-diameter, tubular stainless steel.

width x length		# of	weight		cu	BUDGET 16/430 stainless steel top		DELUXE 16/304 stainless steel top		*SPEC-MASTER® 14/304 stainless steel top		*▲SPEC-MASTER® MARINE 14/304 stainless steel top	
in.	mm	legs	lbs.	kg	ft	model #	list	model #	list	model #	list	model #	list
24″ x 24″	610 x 610	4	41	18.6	3.5	T2424STB-BS	1240	T2424STEB-BS	1292	T2424STE-BS	1357	T2424STEM-BS	1941
24″ x 30″	610 x 762	4	46	20.9	3.8	T2430STB-BS	1328	T2430STEB-BS	1385	T2430STE-BS	1471	T2430STEM-BS	2049
24″ x 36″	610 x 914	4	51	23.1	4.4	T2436STB-BS	1382	T2436STEB-BS	1439	T2436STE-BS	1527	T2436STEM-BS	2103
24″ x 48″	610 x 1219	4	61	27.7	5.7	T2448STB-BS	1408	T2448STEB-BS	1487	T2448STE-BS	1584	T2448STEM-BS	2151
24″ x 60″	610 x 1524	4	71	32.2	7.1	T2460STB-BS	1486	T2460STEB-BS	1590	T2460STE-BS	1698	T2460STEM-BS	2260
24″ x 72″	610 x 1829	4	81	36.7	8.5	T2472STB-BS	1569	T2472STEB-BS	1696	T2472STE-BS	1812	T2472STEM-BS	2368
24″ x 84″	610 x 2134	4	91	41.3	11.2	T2484STB-BS	1838	T2484STEB-BS	2145	T2484STE-BS	2292	T2484STEM-BS	2803
24″ x 96″	610 x 2438	6	101	45.8	11.2	T2496STB-BS	1946	T2496STEB-BS	2274	T2496STE-BS	2438	T2496STEM-BS	2939
24″ x 108″	610 x 2743	6	111	50.3	14.0	T24108STB-BS	2824	T24108STEB-BS	3041	T24108STE-BS	3255	T24108STEM-BS	3660
24″ x 120″	610 x 3048	6	121	54.9	14.0	T24120STB-BS	2966	T24120STEB-BS	3193	T24120STE-BS	3413	T24120STEM-BS	3723
24″ x 132″	610 x 3353	8	131	59.4	16.8	T24132STB-BS	3014	T24132STEB-BS	3277	T24132STE-BS	3518	T24132STEM-BS	3972
24″ x 144″	610 x 3658	8	141	64.0	16.8	T24144STB-BS	3072	T24144STEB-BS	3437	T24144STE-BS	3578	T24144STEM-BS	4035
30″ x 30″	762 x 762	4	51	23.1	3.8	T3030STB-BS	1381	T3030STEB-BS	1446	T3030STE-BS	1537	T3030STEM-BS	2112
30″ x 36″	762 x 914	4	56	25.4	4.4	T3036STB-BS	1435	T3036STEB-BS	1502	T3036STE-BS	1596	T3036STEM-BS	2171
30″ x 48″	762 x 1219	4	66	29.9	5.7	T3048STB-BS	1475	T3048STEB-BS	1564	T3048STE-BS	1680	T3048STEM-BS	2242
30″ x 60″	762 x 1524	4	76	34.5	7.1	T3060STB-BS	1576	T3060STEB-BS	1693	T3060STE-BS	1811	T3060STEM-BS	2300
30″ x 72″	762 x 1829	4	86	39.0	8.5	T3072STB-BS	1674	T3072STEB-BS	1818	T3072STE-BS	1947	T3072STEM-BS	2502
30″ x 84″	762 x 2134	4	96	43.6	11.2	T3084STB-BS	1895	T3084STEB-BS	2218	T3084STE-BS	2378	T3084STEM-BS	2892
30″ x 96″	762 x 2438	6	106	48.1	11.2	T3096STB-BS	2075	T3096STEB-BS	2427	T3096STE-BS	2600	T3096STEM-BS	3100
30″ x 108″	762 x 2743	6	116	52.6	14.0	T30108STB-BS	3063	T30108STEB-BS	3314	T30108STE-BS	3555	T30108STEM-BS	3922
30″ x 120″	762 x 3048	6	126	57.2	14.0	T30120STB-BS	3124	T30120STEB-BS	3276	T30120STE-BS	3620	T30120STEM-BS	3984
30″ x 132″	762 x 3353	8	136	61.7	16.8	T30132STB-BS	3198	T30132STEB-BS	3599	T30132STE-BS	3867	T30132STEM-BS	4215
30″ x 144″	762 x 3658	8	146	66.2	16.8	T30144STB-BS	3253	T30144STEB-BS	3664	T30144STE-BS	3928	T30144STEM-BS	4279
36″ x 48″	914 x 1219	4	71	32.1	7.0	T3648STB-BS	1637	T3648STEB-BS	1821	T3648STE-BS	1946	T3648STEM-BS	2321
36″ x 60″	914 x 1524	4	81	36.7	8.8	T3660STB-BS	1768	T3660STEB-BS	2037	T3660STE-BS	2182	T3660STEM-BS	2607
36″ x 72″	914 x 1829	4	91	41.3	10.5	T3672STB-BS	1898	T3672STEB-BS	2179	T3672STE-BS	2334	T3672STEM-BS	2846
36″ x 84″	914 x 2134	4	101	45.8	12.2	T3684STB-BS	2466	T3684STEB-BS	2574	T3684STE-BS	2760	T3684STEM-BS	3368
36″ x 96″	914 x 2438	6	111	50.3	13.9	T3696STB-BS	2631	T3696STEB-BS	2746	T3696STE-BS	2947	T3696STEM-BS	3545
36″ x 108″	914 x 2743	6	121	54.9	17.3	T36108STB-BS	3567	T36108STEB-BS	3740	T36108STE-BS	4132	T36108STEM-BS	4438
36″ x 120″	914 x 3048	6	131	59.4	17.3	T36120STB-BS	3628	T36120STEB-BS	3914	T36120STE-BS	4192	T36120STEM-BS	4499
36″ x 132″	914 x 3353	8	141	64.0	20.7	T36132STB-BS	3727	T36132STEB-BS	4057	T36132STE-BS	4486	T36132STEM-BS	4774
36″ x 144″	914 x 3658	8	151	68.5	20.7	T36144STB-BS	3786	T36144STEB-BS	4115	T36144STE-BS	4553	T36144STEM-BS	4837

* Spec-Master® and Spec-Master® Marine tables feature all stainless steel construction. Increase stated weight by 10%.
▲ Spec-Master® Marine tables feature a marine counter edge to prevent spillage.

CATALOG SECTION 10

patented uni-lok® system

Filler Tables — see spec sheet EG10.51 NSF

For 24˝, 30˝, and 36˝ (610, 762, and 914mm) wide tables. Available in side-to-side dimensions of 12˝, 15˝, and 18˝ (305, 381, and 457mm). Standard flanged feet adds stability . Features include 1½˝ (38mm) upturn and stainless steel legs crossbraced front-to-back and side-to-side. Note: Filler tables are not designed to stand alone or to hold heavy equipment loads. Application and safe installation are the responsibility of the end user. **Freight class is 70.0**.

filler table

Deluxe Models

16 gauge type 304 stainless steel top.

width x length in.	mm	cubic feet	weight lbs.	kg	model #	list
24˝ x 12˝	610 x 305	2.9	30	13.6	UT2412STEB	687
24˝ x 15˝	610 x 381	2.9	34	15.4	UT2415STEB	703
24˝ x 18˝	610 x 457	2.9	36	16.3	UT2418STEB	734
30˝ x 12˝	762 x 305	2.9	34	15.4	UT3012STEB	742
30˝ x 15˝	762 x 381	2.9	36	16.3	UT3015STEB	758
30˝ x 18˝	762 x 457	2.9	40	18.1	UT3018STEB	800
36˝ x 12˝	914 x 305	3.5	37	16.8	UT3612STEB	790
36˝ x 15˝	914 x 381	3.5	40	18.1	UT3615STEB	814
36˝ x 18˝	914 x 457	3.5	45	20.4	UT3618STEB	846

Spec-Master® Models

14 gauge type 304 stainless steel top.

width x length in.	mm	cubic feet	weight lbs.	kg	model #	list
24˝ x 12˝	610 x 305	2.9	30	13.6	UT2412STE	810
24˝ x 15˝	610 x 381	2.9	34	15.4	UT2415STE	810
24˝ x 18˝	610 x 457	2.9	36	16.3	UT2418STE	810
30˝ x 12˝	762 x 305	2.9	34	15.4	UT3012STE	1005
30˝ x 15˝	762 x 381	2.9	36	16.3	UT3015STE	1005
30˝ x 18˝	762 x 457	2.9	40	18.1	UT3018STE	1005
36˝ x 12˝	914 x 305	3.5	37	16.8	UT3612STE	1227
36˝ x 15˝	914 x 381	3.5	40	18.1	UT3615STE	1227
36˝ x 18˝	914 x 457	3.5	45	20.4	UT3618STE	1227

knock down table

patented uni-lok® system

Knock Down Worktables with Cabinet Kit – *Patented*

– see spec sheet EG10.36

Patent #6,981,751. Type 430 stainless steel tabletop and side panels. Tabletop is 30˝ (762mm) with 4½˝ (114mm)-high backsplash. Features stainless steel enclosed side panels and front with open rear. Easy assembly via machine screws and threaded inserts. **Freight class is 70.0**.

width x length in.	mm	cubic feet	weight lbs.	kg	...with Hinged Doors model #	list	...with Sliding Doors model #	list
30˝ x 36˝	914 x 914	4.4	52	23.6	T3036BA-BS-HGD	1393	T3036BA-BS-SLD	1532
30˝ x 48˝	914 x 1219	5.4	66	29.9	T3048BA-BS-HGD	1487	T3048BA-BS-SLD	1637
30˝ x 60˝	914 x 1524	7.1	79	35.8	T3060BA-BS-HGD	1594	T3060BA-BS-SLD	1752

table with LIFESTOR® undershelf

removable shelf sections

patented uni-lok® system

Worktables with LIFESTOR® Undershelves NSF NEW

The only machine-washable undershelf in the market today. Rolled edge on front and rear, with ends turned down 90°. Tubular base with stainless steel legs. Solid polymer shelf sections are removable (for ease of mopping underneath worktable), are dishwasher -safe, and feature MICROGARD® antimicrobial protection. **Undershelves work with worktable at time of order and cannot retrofit in field due to leg spacing**. See page 56 for optional tray drying racks. See page 103 for LIFESTOR® undershelves sold separately.

width x length in.	mm	cubic feet	weight lbs.	kg	model #	list
24˝ x 48˝	610 x 1219	4.6	50	22.7	T2448STB-L1	1156
24˝ x 60˝	610 x 1524	5.7	60	27.2	T2460STB-L1	1263
24˝ x 72˝	610 x 1829	8.5	70	31.8	T2472STB-L1	1361
30˝ x 48˝	914 x 1219	4.6	58	26.3	T3048STB-L1	1248
30˝ x 60˝	914 x 1524	7.1	67	30.4	T3060STB-L1	1383
30˝ x 72˝	914 x 1829	8.5	79	35.8	T3072STB-L1	1500

100 Industrial Boulevard, Clayton, DE 19938-8903 U.S.A.
Phone: 800-441-8440 or 302-653-3000. Fax: 302-653-2065
http://www.eaglegrp.com

EAGLE GROUP
Profit from the Eagle Advantage®

Spec-Master® Marine Beverage Counters — see spec sheet EG10.35 (NSF)

All stainless steel construction including 14 gauge type 304 stainless steel top, stainless steel 1⅝″ (41mm) diameter legs, stainless steel adjustable feet, 10″ (254mm) high backsplash. Comes with three pairs of stainless steel rack slides with end caps, 24″ x 4 ½″ x 1 ¼″ (610 x 114 x 32mm) urn trough with 1½″ (38mm) drain & louvered grate, 10″ x 14″ x 9½″ (254 x 356 x 241mm) sink bowl, single phase duplex receptacle (NEMA 5-20R) on opposite end of sink and stainless steel hinged doors. 30″ (762mm) front-to-back. 34½″ (876mm) working height. 44½″ (1130mm) overall height. Lengths available range from 48″ to 144″ (1219 to 3658mm). Available with rolled edge or boxed marine edge. **Freight class is 92.5**.

...with Rolled Edges

length in.	length mm	SINK ON LEFT SIDE model #	list	SINK ON RIGHT SIDE model #	list
48″	1219	BEV3048SE-10BS/L	4916	BEV3048SE-10BS/R	4916
60″	1524	BEV3060SE-10BS/L	5215	BEV3060SE-10BS/R	5215
72″	1829	BEV3072SE-10BS/L	5553	BEV3072SE-10BS/R	5553
84″	2134	BEV3084SE-10BS/L	6441	BEV3084SE-10BS/R	6441
96″	2439	BEV3096SE-10BS/L	6749	BEV3096SE-10BS/R	6749
120″	3048	BEV30120SE-10BS/L	10127	BEV30120SE-10BS/R	10127
144″	3658	BEV30144SE-10BS/L	10758	BEV30144SE-10BS/R	10758

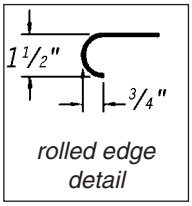

rolled edge detail

patented uni-lok® system

...with Boxed Marine Edges

length in.	length mm	SINK ON LEFT SIDE model #	list	SINK ON RIGHT SIDE model #	list
48″	1219	BEV3048SEM-10BS/L	5173	BEV3048SEM-10BS/R	5173
60″	1524	BEV3060SEM-10BS/L	5488	BEV3060SEM-10BS/R	5488
72″	1829	BEV3072SEM-10BS/L	5842	BEV3072SEM-10BS/R	5842
84″	2134	BEV3084SEM-10BS/L	6782	BEV3084SEM-10BS/R	6782
96″	2439	BEV3096SEM-10BS/L	7102	BEV3096SEM-10BS/R	7102
120″	3048	BEV30120SEM-10BS/L	10660	BEV30120SEM-10BS/R	10660
144″	3658	BEV30144SEM-10BS/L	11323	BEV30144SEM-10BS/R	11323

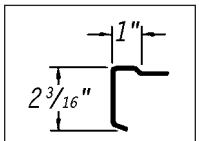

boxed marine edge detail

Spec-Master® Marine beverage counter with rolled edge

Spec-Master® Marine Prep Tables — see spec sheet EG10.34 (NSF)

All stainless steel construction including 14 gauge type 304 stainless steel top with box marine edge, stainless steel 1⅝″ (41mm) diameter legs, stainless steel gussets with uni-lok® design, stainless steel adjustable flanged feet, heavy gauge stainless steel undershelf, two 24″ x 18″ x 12″ (610 x 457 x 305mm) sink bowls, and 10″ (254mm) high backsplash with Z-clip wall-mounting bracket. ½″ (13mm)-thick poly cutting board is 16″ x 24″ (406 x 610mm). Comes with NSF-approved drawer and poly cutting board with storage slides. 8″ (203mm) faucet and twist handle drain included. **Freight class is 70.0**.

width x length in.	width x length mm	weight lbs.	weight kg	model #	list
30″ x 96″	762 x 2439	452	205.0	SMPT3096	7016
30″ x 108″	762 x 2743	480	217.7	SMPT30108	7450
30″ x 120″	762 x 3048	555	251.8	SMPT30120	7891
30″ x 144″	762 x 3658	591	268.1	SMPT30144	8766

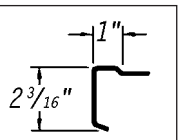

boxed marine edge detail

Spec-Master® Marine prep table

Utensil Bars

For stainless steel worktables (pages 82-93). Fits onto legs under tabletop, running front-to-back. Constructed of heavy gauge stainless steel. 2″ x ¼″ (51 x 7mm) bar with two stainless steel gussets. Can add on to existing table. Comes complete with six pot hooks.

To order utensil bars for worktables with LIFESTOR® undershelves (page 103), add suffix "**-L**" to model number. Example: UB-24-**L**

fits table width in.	fits table width mm	weight lbs.	weight kg	cu ft	model #	list
24″	610	5	2.3	0.03	UB-24	206
30″, 36″	762, 914	6	2.7	0.04	UB-30	263

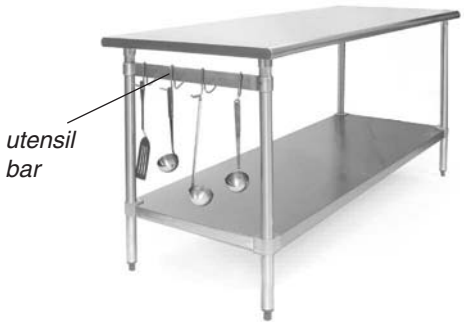

CATALOG SECTION 10

Table Accessories

Flex-Master® Overshelf System — see spec sheet EG10.08 NSF

Create your own customized workstation design using standard components. Any table can be customized with overshelves of the same length. System can easily be changed or expanded as needed. T ables are caster-capable for workstation mobility. Overshelves' height adjustable in 1˝ (25mm) increments for flexible and accurate placement. 10˝ and 12˝ (254 and 305mm) shelf widths can be intermixed on same posts. Features split sleeve and tapered collar for easy assembly Overshelves shipped knocked-down. All shipping weights and cubic feet are approximate.

For optional heat lamp brackets, add **$178 list** per lamp.

patented uni-lok® system

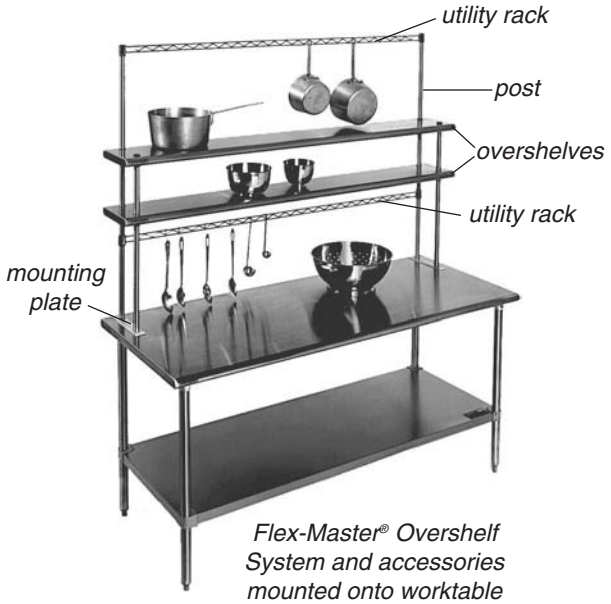

Flex-Master® Overshelf System and accessories mounted onto worktable

Overshelves

Available in widths of 10˝ and 12˝ (254 and 305mm). 14 gauge, type 304 shelves available upon request. Priced per shelf. **Freight class is 70.0**.

width x length in.	mm	weight lbs.	kg	cubic feet	16/430 model #	list	16/304 model #	list
10˝ x 30˝	254 x 762	10.1	4.6	0.5	411030	276	421030	302
10˝ x 36˝	254 x 915	12.1	5.5	0.6	411036	280	421036	312
10˝ x 48˝	254 x 1219	13.1	6.0	0.8	411048	302	421048	343
10˝ x 60˝	254 x 1524	15.2	6.9	1.0	411060	329	421060	386
10˝ x 72˝	254 x 1829	17.2	7.8	1.2	411072	373	421072	430
10˝ x 84˝	254 x 2133	19.3	8.8	1.5	411084	416	421084	474
10˝ x 96˝	254 x 2438	21.3	9.7	1.7	411096	459	421096	536
10˝ x 108˝	254 x 2743	23.4	10.6	1.9	411010	498	421010	575
10˝ x 120˝	254 x 3048	25.4	11.5	2.1	411012	537	421012	612
10˝ x 132˝	254 x 3353	27.4	12.5	2.3	411013	581	421013	657
10˝ x 144˝	254 x 3658	29.4	13.4	2.5	411014	623	421014	714
12˝ x 30˝	305 x 762	11.1	5.1	0.6	411230	280	421230	312
12˝ x 36˝	305 x 915	12.3	5.6	0.8	411236	293	421236	348
12˝ x 48˝	305 x 1219	14.8	6.7	1.0	411248	319	421248	364
12˝ x 60˝	305 x 1524	17.2	7.8	1.3	411260	342	421260	405
12˝ x 72˝	305 x 1829	19.7	9.1	1.5	411272	392	421272	458
12˝ x 84˝	305 x 2133	22.1	10.0	1.8	411284	437	421284	514
12˝ x 96˝	305 x 2438	24.6	11.2	2.0	411296	473	421296	574
12˝ x 108˝	305 x 2743	27.0	12.3	2.3	411210	526	421210	617
12˝ x 120˝	305 x 3048	29.5	13.4	2.5	411212	586	421212	661
12˝ x 132˝	305 x 3353	31.5	14.3	2.7	411213	628	421213	704
12˝ x 144˝	305 x 3658	33.5	15.2	2.9	411214	669	421214	746

pot hook

Pot Hooks

Stainless steel.

weight lbs.	kg	cubic feet	model #	list
0.2	0.1	0.1	300696	23

Posts

Sold in pairs. Each pair includes mounting plate. Order two pairs for 30˝ to 72˝ (762 to 1829mm) shelves, three pairs for 84˝ to 120˝ (2134 to 3048mm) shelves, or four pairs for 132˝ and 144˝ (3353 and 3658mm) shelves. **Freight class is 50.0.**

height in.	mm	weight lbs.	kg	cubic feet	chrome model #	list	stainless steel model #	list
18˝	457	1.7	0.8	0.1	418202	121	418002	140
30˝	762	2.4	1.1	0.2	430202	132	430002	180
48˝	1219	5.6	2.5	0.2	448202	161	448002	237



mounting plate

Mounting Plate

Aluminum. Designed to accommodate both 10˝ and 12˝ (254 and 305mm)-wide shelves. **Freight class is 70.0**.

model #	list each
311915	21

Utility Racks

Chrome plated. **Freight class is 50.0.**

for overshelf length in.	mm	weight lbs.	kg	cubic feet	model #	list	for overshelf length in.	mm	weight lbs.	kg	cubic feet	model #	list
30˝	762	1.7	0.8	0.2	PRT30-C	65	84˝	2133	4.1	1.9	0.4	PRT84-C *	133
36˝	915	1.9	0.9	0.2	PRT36-C	76	96˝	2438	4.9	2.2	0.4	PRT96-C *	156
48˝	1219	2.1	1.0	0.2	PRT48-C	83	108˝	2743	5.6	2.5	0.5	PRT108-C *	158
60˝	1524	2.5	1.1	0.3	PRT60-C	97	120˝	3048	6.2	2.8	0.5	PRT120-C *	163
72˝	1829	2.9	1.3	0.4	PRT72-C	114	132˝	3353	6.9	3.1	0.6	PRT132-C **	177
							144˝	3658	7.6	3.5	0.6	PRT144-C **	192

*Utility racks 84˝ to 120˝ (2133 to 3048mm) come in two pieces; **132˝ and 144˝ (3353 and 3658mm) racks come in three pieces.

Flex-Master® Kits for All Stainless Steel Worktables

Tabletops are predrilled for rear mounting of posts and shelves. **Freight class is 70.0**.

Kit A includes two 12˝ (305mm)-wide 16 gauge type 304 shelves, two 30˝ (762mm) stainless steel front posts, two 48˝ (1219mm) stainless steel rear posts, and two utility racks. T o order, add suffix " **-FM-PL**" to model number . Example: T3060SE**-FM-PL**.

Kit B includes two 12˝ (305mm)-wide 16 gauge type 304 shelves and four 30˝ (762mm) stainless steel posts. To order, add suffix "**-FM**" to model number. Example: T3060SE**-FM**.

	Kit A		Kit B	
description	for Budget tables* add to list	for all other tables add to list	for Budget tables* add to list	for all other tables add to list
to fit 36˝ (914mm)-long worktables	1155	1265	946	1056
to fit 48˝ (1219mm)-long worktables	1221	1311	998	1088
to fit 60˝ (1524mm)-long worktables	1295	1421	1044	1170
to fit 72˝ (1829mm)-long worktables	1429	1561	1144	1276

* Note: Kits for "Budget" worktables include 16 gauge type 430 shelves and stainless steel posts.

100 Industrial Boulevard, Clayton, DE 19938-8903 U.S.A.
Phone: 800-441-8440 or 302-653-3000. Fax: 302-653-2065
http://www.eaglegrp.com

EAGLE GROUP
Profit from the Eagle Advantage®

Spec-Master® Enclosed Worktables (NSF)

enclosed worktable with sliding doors and upturn

CATALOG SECTION 10

patented uni-lok® system

Tabletop is 14 gauge type 304 stainless steel. Wrapper is heavy gauge type 430 stainless steel. All shipping weights and cubic feet are approximate. **Freight class is 125**.

Optional fixed center shelf available. Full length, two-thirds width. T o order, add 20% to list price and suffix **"-CS"** to model number. Example: UOB3036SE-**CS**. Door lock also available. For enhanced utility, add overshelves from page 98.

To order table with 4˝ (102mm) casters, add suffix " **-CA**" and add to list price $349 (for tables with four legs) or $522 (for tables with six legs). Example: OB2436SE **-CA**.

To order table with 5˝ (127mm) casters, add suffix "**-CAH**" and add to list price $463 (for tables with four legs) or $693 (for tables with six legs). Example: CB2436SE **-CAH**.

Table tops with marine counter edge available (**see spec sheet EG10.33**). To order, add 20% to list price and add **"M"** after "SE" in model number. Example: OB2436SE**M**-BS.

Enclosed Worktables with Open Front

Front is open for easy access.

			...with Flat Top — see spec sheet EG10.30				...with 1½˝ (38mm) Upturn — see spec sheet EG10.31				...with 4½˝ (114mm) Backsplash — see spec sheet EG10.32			
width x length in.	mm	cu ft	weight lbs.	kg	model #	list	weight lbs.	kg	model #	list	weight lbs.	kg	model #	list
24˝ x 36˝	610 x 914	36	132	59.9	OB2436SE	2068	132	59.9	UOB2436SE	2068	133	60.3	OB2436SE-BS	2091
24˝ x 48˝	610 x 1219	49	160	72.6	OB2448SE	2147	160	72.6	UOB2448SE	2147	161	73.0	OB2448SE-BS	2168
24˝ x 60˝	610 x 1524	63	200	90.7	OB2460SE	2297	200	90.7	UOB2460SE	2297	202	91.6	OB2460SE-BS	2324
24˝ x 72˝	610 x 1829	72	240	108.9	OB2472SE	2448	240	108.9	UOB2472SE	2448	243	110.2	OB2472SE-BS	2483
24˝ x 84˝	610 x 2134	83	281	127.5	OB2484SE	2664	281	127.5	UOB2484SE	2664	284	128.8	OB2484SE-BS	2704
24˝ x 96˝	610 x 2438	95	322	146.1	OB2496SE	2800	322	146.1	UOB2496SE	2800	326	147.9	OB2496SE-BS	2842
24˝ x 120˝	610 x 3048	105	366	166.0	OB24120SE	3318	366	166.0	UOB24120SE	3318	390	176.9	OB24120SE-BS	3374
30˝ x 36˝	762 x 914	36	136	61.7	OB3036SE	2183	136	61.7	UOB3036SE	2183	137	62.1	OB3036SE-BS	2273
30˝ x 48˝	762 x 1219	49	166	75.3	OB3048SE	2259	166	75.3	UOB3048SE	2259	167	75.8	OB3048SE-BS	2280
30˝ x 60˝	762 x 1524	63	199	90.3	OB3060SE	2429	199	90.3	UOB3060SE	2429	201	91.2	OB3060SE-BS	2547
30˝ x 72˝	762 x 1829	72	248	112.5	OB3072SE	2601	248	112.5	UOB3072SE	2598	251	113.9	OB3072SE-BS	2634
30˝ x 84˝	762 x 2134	83	294	133.4	OB3084SE	2780	294	133.4	UOB3084SE	2780	299	135.6	OB3084SE-BS	2816
30˝ x 96˝	762 x 2438	95	340	154.2	OB3096SE	3068	340	154.2	UOB3096SE	3068	344	156.0	OB3096SE-BS	3111
30˝ x 120˝	762 x 3048	105	432	196.0	OB30120SE	3528	432	196.0	UOB30120SE	3528	438	198.7	OB30120SE-BS	3583

Enclosed Worktables with Sliding Doors

Construction is same as enclosed tables with open front, plus stainless steel doors are included. Tables 84˝ (2134mm) and longer have two sets of doors.

			...with Flat Top — see spec sheet EG10.30				...with 1½˝ (38mm) Upturn — see spec sheet EG10.31				...with 4½˝ (114mm) Backsplash — see spec sheet EG10.32			
width x length in.	mm	cu ft	weight lbs.	kg	model #	list	weight lbs.	kg	model #	list	weight lbs.	kg	model #	list
24˝ x 36˝	610 x 914	36	138	62.6	CB2436SE	2639	138	62.6	UCB2436SE	2639	139	63.1	CB2436SE-BS	2775
24˝ x 48˝	610 x 1219	49	170	77.1	CB2448SE	2952	170	77.1	UCB2448SE	2952	171	77.6	CB2448SE-BS	2973
24˝ x 60˝	610 x 1524	63	212	96.2	CB2460SE	3172	212	96.2	UCB2460SE	3172	214	97.1	CB2460SE-BS	3202
24˝ x 72˝	610 x 1829	72	254	115.2	CB2472SE	3401	254	115.2	UCB2472SE	3401	256	116.1	CB2472SE-BS	3437
24˝ x 84˝	610 x 2134	83	299	135.6	CB2484SE	3888	299	135.6	UCB2484SE	3888	304	137.9	CB2484SE-BS	3925
24˝ x 96˝	610 x 2438	95	339	153.8	CB2496SE	4200	339	153.8	UCB2496SE	4200	343	155.6	CB2496SE-BS	4242
24˝ x 120˝	610 x 3048	105	384	174.2	CB24120SE	4853	384	174.2	UCB24120SE	4853	390	176.9	CB24120SE-BS	4908
30˝ x 36˝	762 x 914	36	142	64.4	CB3036SE	2757	142	64.4	UCB3036SE	2757	143	64.9	CB3036SE-BS	2866
30˝ x 48˝	762 x 1219	49	173	78.5	CB3048SE	3063	173	78.5	UCB3048SE	3063	174	78.9	CB3048SE-BS	3083
30˝ x 60˝	762 x 1524	63	219	99.3	CB3060SE	3305	219	99.3	UCB3060SE	3305	221	100.2	CB3060SE-BS	3337
30˝ x 72˝	762 x 1829	72	261	118.4	CB3072SE	3551	261	118.4	UCB3072SE	3551	264	119.8	CB3072SE-BS	3584
30˝ x 84˝	762 x 2134	83	312	141.5	CB3084SE	3996	312	141.5	UCB3084SE	3996	319	144.7	CB3084SE-BS	4035
30˝ x 96˝	762 x 2438	95	350	158.8	CB3096SE	4377	350	158.8	UCB3096SE	4377	355	161.0	CB3096SE-BS	4417
30˝ x 120˝	762 x 3048	105	450	204.1	CB30120SE	5062	450	204.1	UCB30120SE	5062	458	207.8	CB30120SE-BS	5116

Enclosed Worktables with Hinged Doors

Stainless steel doors are included. Tables 84˝ (2134mm) and longer have two sets of doors.

			...with Flat Top — see spec sheet EG10.30				...with 1½˝ (38mm) Upturn — see spec sheet EG10.31				...with 4½˝ (114mm) Backsplash — see spec sheet EG10.32			
width x length in.	mm	cu ft	weight lbs.	kg	model #	list	weight lbs.	kg	model #	list	weight lbs.	kg	model #	list
24˝ x 36˝	610 x 914	36	138	62.6	CBH2436SE	3235	138	62.6	UCBH2436SE	3235	139	63.1	CBH2436SE-BS	3258
24˝ x 48˝	610 x 1219	49	170	77.1	CBH2448SE	3387	170	77.1	UCBH2448SE	3387	171	77.6	CBH2448SE-BS	3410
24˝ x 60˝	610 x 1524	63	212	96.2	CBH2460SE	3611	212	96.2	UCBH2460SE	3611	214	97.1	CBH2460SE-BS	3636
24˝ x 72˝	610 x 1829	72	254	115.2	CBH2472SE	3832	254	115.2	UCBH2472SE	3832	256	116.1	CBH2472SE-BS	3867
24˝ x 84˝	610 x 2134	83	299	135.6	CBH2484SE	4312	299	135.6	UCBH2484SE	4312	304	137.9	CBH2484SE-BS	4353
24˝ x 96˝	610 x 2438	95	339	153.8	CBH2496SE	4625	339	153.8	UCBH2496SE	4625	343	155.6	CBH2496SE-BS	4672
24˝ x 120˝	610 x 3048	105	384	174.2	CBH24120SE	5274	384	174.2	UCBH24120SE	5274	390	176.9	CBH24120SE-BS	5328
30˝ x 36˝	762 x 914	36	142	64.4	CBH3036SE	3343	142	64.4	UCBH3036SE	3343	143	64.9	CBH3036SE-BS	3366
30˝ x 48˝	762 x 1219	49	173	78.5	CBH3048SE	3496	173	78.5	UCBH3048SE	3496	174	78.9	CBH3048SE-BS	3518
30˝ x 60˝	762 x 1524	63	219	99.3	CBH3060SE	3742	219	99.3	UCBH3060SE	3742	221	100.2	CBH3060SE-BS	3766
30˝ x 72˝	762 x 1829	72	261	118.4	CBH3072SE	3985	261	118.4	UCBH3072SE	3985	264	119.8	CBH3072SE-BS	4016
30˝ x 84˝	762 x 2134	83	312	141.5	CBH3084SE	4424	312	141.5	UCBH3084SE	4424	319	144.7	CBH3084SE-BS	4465
30˝ x 96˝	762 x 2438	95	350	158.8	CBH3096SE	4800	350	158.8	UCBH3096SE	4800	355	161.0	CBH3096SE-BS	5133
30˝ x 120˝	762 x 3048	105	450	204.1	CBH30120SE	5480	450	204.1	UCBH30120SE	5480	458	207.8	CBH30120SE-BS	5534

CATALOG SECTION 10

Table Accessories

Overshelves, Non-Adjustable — see spec sheet EG10.28 NSF

Mounted on four stainless steel, 1″ (25mm)-diameter tubular base legs. Special width shelves available. **Freight class is 70.0**.

Note: Recommended that overshelves be ordered when ordering tables. Specify choice of centered or rearmounted on table. Otherwise, table must be field-drilled for mounting overshelves.

For optional heat lamp brackets, add suffix " **-HLB**" to model number (example: OS1236-16/4 **-HLB**) and $164 per lamp. For cantilever option, see page 266.

single deck overshelf

Single Deck Overshelves, Non-Adjustable

Shipped knocked-down.

width x length		# of	weight		cu	16 gauge, type 430		16 gauge, type 304		14 gauge, type 304	
in.	mm	legs	lbs.	kg	ft	model #	list	model #	list	model #	list
10″ x 36″	254 x 915	4	15	6.8	0.9	OS1036-16/4	503	OS1036-16/3	607	OS1036-14/3	672
10″ x 48″	254 x 1219	4	19	8.6	1.3	OS1048-16/4	535	OS1048-16/3	664	OS1048-14/3	738
10″ x 60″	254 x 1524	4	24	10.9	1.6	OS1060-16/4	568	OS1060-16/3	729	OS1060-14/3	810
10″ x 72″	254 x 1829	4	29	13.2	1.9	OS1072-16/4	607	OS1072-16/3	796	OS1072-14/3	883
10″ x 84″	254 x 2133	6	34	15.4	2.2	OS1084-16/4	642	OS1084-16/3	859	OS1084-14/3	954
10″ x 96″	254 x 2438	6	37	16.8	2.5	OS1096-16/4	785	OS1096-16/3	1023	OS1096-14/3	1137
10″ x 108″	254 x 2743	6	38	17.2	2.8	OS10108-16/4	805	OS10108-16/3	1054	OS10108-14/3	1167
10″ x 120″	254 x 3048	6	39	17.6	3.1	OS10120-16/4	834	OS10120-16/3	1142	OS10120-14/3	1272
10″ x 132″	254 x 3353	8	42	19.1	3.7	OS10132-16/4	873	OS10132-16/3	1212	OS10132-14/3	1348
10″ x 144″	254 x 3658	8	46	20.9	4.2	OS10144-16/4	905	OS10144-16/3	1274	OS10144-14/3	1416
12″ x 36″	305 x 915	4	16	7.3	0.9	OS1236-16/4	532	OS1236-16/3	634	OS1236-14/3	704
12″ x 48″	305 x 1219	4	20	9.0	1.3	OS1248-16/4	563	OS1248-16/3	695	OS1248-14/3	773
12″ x 60″	305 x 1524	4	25	11.3	1.6	OS1260-16/4	601	OS1260-16/3	762	OS1260-14/3	847
12″ x 72″	305 x 1829	4	30	13.6	1.9	OS1272-16/4	643	OS1272-16/3	834	OS1272-14/3	927
12″ x 84″	305 x 2133	6	35	15.9	2.2	OS1284-16/4	684	OS1284-16/3	902	OS1284-14/3	1003
12″ x 96″	305 x 2438	6	38	17.2	2.5	OS1296-16/4	834	OS1296-16/3	1087	OS1296-14/3	1209
12″ x 108″	305 x 2743	6	39	17.6	2.5	OS12108-16/4	886	OS12108-16/3	1167	OS12108-14/3	1300
12″ x 120″	305 x 3048	6	40	18.1	3.1	OS12120-16/4	917	OS12120-16/3	1227	OS12120-14/3	1363
12″ x 132″	305 x 3353	8	43	19.5	3.7	OS12132-16/4	969	OS12132-16/3	1310	OS12132-14/3	1458
12″ x 144″	305 x 3658	8	47	21.3	4.2	OS12144-16/4	999	OS12144-16/3	1371	OS12144-14/3	1522

double deck overshelf

Double Deck Overshelves, Non-Adjustable

All welded construction. Shipped assembled.

width x length		# of	weight		cu	16 gauge, type 430		16 gauge, type 304		14 gauge, type 304	
in.	mm	legs	lbs.	kg	ft	model #	list	model #	list	model #	list
10″ x 36″	254 x 915	4	31	14.1	8.6	DOS1036-16/4	986	DOS1036-16/3	1104	DOS1036-14/3	1214
10″ x 48″	254 x 1219	4	39	17.6	11.4	DOS1048-16/4	1017	DOS1048-16/3	1161	DOS1048-14/3	1279
10″ x 60″	254 x 1524	4	48	21.8	14.2	DOS1060-16/4	1093	DOS1060-16/3	1267	DOS1060-14/3	1395
10″ x 72″	254 x 1829	4	59	26.8	17.0	DOS1072-16/4	1161	DOS1072-16/3	1370	DOS1072-14/3	1505
10″ x 84″	254 x 2134	6	69	31.3	19.8	DOS1084-16/4	1229	DOS1084-16/3	1466	DOS1084-14/3	1613
10″ x 96″	254 x 2438	6	75	34.0	22.6	DOS1096-16/4	1501	DOS1096-16/3	1774	DOS1096-14/3	1951
10″ x 108″	254 x 2743	6	77	34.9	25.4	DOS10108-16/4	1607	DOS10108-16/3	1916	DOS10108-14/3	2105
10″ x 120″	254 x 3048	6	79	35.8	28.2	DOS10120-16/4	1641	DOS10120-16/3	1976	DOS10120-14/3	2173
10″ x 132″	254 x 3353	8	85	38.6	35.8	DOS10132-16/4	1749	DOS10132-16/3	2120	DOS10132-14/3	2332
10″ x 144″	254 x 3658	8	92	41.7	41.8	DOS10144-16/4	1780	DOS10144-16/3	2175	DOS10144-14/3	2393
12″ x 36″	305 x 915	4	32	14.5	8.6	DOS1236-16/4	1042	DOS1236-16/3	1160	DOS1236-14/3	1346
12″ x 48″	305 x 1219	4	40	18.1	11.4	DOS1248-16/4	1072	DOS1248-16/3	1248	DOS1248-14/3	1445
12″ x 60″	305 x 1524	4	48	21.8	14.2	DOS1260-16/4	1155	DOS1260-16/3	1340	DOS1260-14/3	1554
12″ x 72″	305 x 1829	4	60	27.2	17.0	DOS1272-16/4	1238	DOS1272-16/3	1436	DOS1272-14/3	1670
12″ x 84″	305 x 2134	6	70	31.8	19.8	DOS1284-16/4	1317	DOS1284-16/3	1574	DOS1284-14/3	1795
12″ x 96″	305 x 2438	6	76	34.5	22.6	DOS1296-16/4	1600	DOS1296-16/3	1863	DOS1296-14/3	1987
12″ x 108″	305 x 2743	6	78	35.4	25.4	DOS12108-16/4	1732	DOS12108-16/3	1943	DOS12108-14/3	2136
12″ x 120″	305 x 3048	6	80	36.3	28.3	DOS12120-16/4	1764	DOS12120-16/3	2040	DOS12120-14/3	2245
12″ x 132″	305 x 3353	8	87	39.5	35.9	DOS12132-16/4	1893	DOS12132-16/3	2267	DOS12132-14/3	2495
12″ x 144″	305 x 3658	8	95	43.1	42.0	DOS12144-16/4	1924	DOS12144-16/3	2328	DOS12144-14/3	2560

Custom options and accessories for Tables can be found on pages 266-267.

100 Industrial Boulevard, Clayton, DE 19938-8903 U.S.A.
Phone: 800-441-8440 or 302-653-3000. Fax: 302-653-2065
http://www.eaglegrp.com

EAGLE GROUP
Profit from the Eagle Advantage®

Table Accessories

Optional Casters

To determine set of casters applicable, see "**# of legs**" column in Worktables charts (pages 82-93). **Freight class is 65.0**.

Zinc with Resilient Tread

description	wt. cap. per caster lbs.	kg	model #	list
4″ (102mm)-dia., set of four (two swivel, two w/brake)	115	52.2	CA4-SB	349
4″ (102mm)-dia., set of six (three swivel, three w/brake)	115	52.2	CA6-SB	522
4″ (102mm)-dia., set of eight (four swivel, four w/brake)	115	52.2	CA8-SB	696
5″ (127mm)-dia., set of four (two swivel, two w/brake)	200	90.7	CAH4-SB	463
5″ (127mm)-dia., set of six (three swivel, three w/brake)	200	90.7	CAH6-SB	693
5″ (127mm)-dia., set of eight (four swivel, four w/brake)	200	90.7	CAH8-SB	923

zinc casters

Zinc with Poly Tread

description	wt. cap. per caster lbs.	kg	model #	list
5″ (127mm)-dia., set of four (two swivel, two w/brake)	250	113.4	CAHP4-SB	400
5″ (127mm)-dia., set of six (three swivel, three w/brake)	250	113.4	CAHP6-SB	600
5″ (127mm)-dia., set of eight (four swivel, four w/brake)	250	113.4	CAHP8-SB	800

Polymer Cart Washable with Polymer Tread

description	wt. cap. per caster lbs.	kg	model #	list
5″ (127mm)-dia., set of four (two swivel, two w/brake)	250	113.4	CAHW4-SB	497
5″ (127mm)-dia., set of six (three swivel, three w/brake)	250	113.4	CAHW6-SB	746
5″ (127mm)-dia., set of eight (four swivel, four w/brake)	250	113.4	CAHW8-SB	993

cart washable casters

Pass-thru Shelves

NEW IN 2008

Promotes "pass-thru" from kitchen to serving area. 16 gauge type 304 stainless steel construction. Rolled edge on front and back, with ends turned down 90°. Includes heavy gauge support channel and wall brackets.

width x length in.	mm	model #	list	width x length in.	mm	model #	list
18″ x 24″	457 x 610	PTS-1824	466	24″ x 24″	610 x 610	PTS-2424	507
18″ x 36″	457 x 915	PTS-1836	566	24″ x 36″	610 x 915	PTS-2436	698
18″ x 48″	457 x 1219	PTS-1848	1020	24″ x 48″	610 x 1219	PTS-2448	1275
18″ x 60″	457 x 1524	PTS-1860	1100	24″ x 60″	610 x 1524	PTS-2460	1373
18″ x 72″	457 x 1829	PTS-1872	1137	24″ x 72″	610 x 1829	PTS-2472	1470
18″ x 84″	457 x 2134	PTS-1884	1177	24″ x 84″	610 x 2134	PTS-2484	1609
18″ x 96″	457 x 2438	PTS-1896	1220	24″ x 96″	610 x 2438	PTS-2496	1721
18″ x 108″	457 x 2743	PTS-18108	1269	24″ x 108″	610 x 2743	PTS-24108	1730
18″ x 120″	457 x 3048	PTS-18120	1294	24″ x 120″	610 x 3048	PTS-24120	1752
18″ x 132″	457 x 3353	PTS-18132	1412	24″ x 132″	610 x 3353	PTS-24132	1915
18″ x 144″	457 x 3658	PTS-18144	1609	24″ x 144″	610 x 3658	PTS-24144	2053

pass-thru shelf

Custom options and accessories for Tables can be found on pages 266-267.

CATALOG SECTION 10

Table Accessories

Wall Shelves

All shipping weights and cubic feet are approximate. **Freight class is 70.0**.

wall mount shelf

Wall Mounted Shelves – see spec sheet EG10.06 NSF

1½″ (38mm) roll on front. 1 ½″ (38mm) upturn on rear and ends. Die-formed stainless steel mounting brackets are stud-welded to shelf.

15″ and 18″ (381 and 457mm)-wide shelves available. To order, replace "**12**" in model number with a "**15**" or "**18**" indicating desired shelf width (example: WS**15**48-16/3). For 15″ (381mm)-wide shelves, add 15% to list price of 12″ (305mm)-wide models. For 18″ wide shelves, add 30% to list price of 12″ (305mm) shelves.

width x length		weight		cubic	16 gauge, type 430		16 gauge, type 304		14 gauge, type 304	
in.	mm	lbs.	kg	feet	model #	list	model #	list	model #	list
10″ x 24″	254 x 610	10	4.5	0.5	WS1024-16/4	398	WS1024-16/3	466	WS1024-14/3	514
10″ x 36″	254 x 915	12	5.4	0.7	WS1036-16/4	428	WS1036-16/3	527	WS1036-14/3	580
10″ x 48″	254 x 1219	15	6.8	0.9	WS1048-16/4	432	WS1048-16/3	561	WS1048-14/3	615
10″ x 60″	254 x 1524	20	9.0	1.2	WS1060-16/4	463	WS1060-16/3	620	WS1060-14/3	680
10″ x 72″	254 x 1829	22	10.0	1.4	WS1072-16/4	493	WS1072-16/3	677	WS1072-14/3	743
10″ x 84″	254 x 2133	24	10.9	1.7	WS1084-16/4	519	WS1084-16/3	734	WS1084-14/3	805
10″ x 96″	254 x 2438	29	13.2	1.9	WS1096-16/4	601	WS1096-16/3	847	WS1096-14/3	932
10″ x 108″	254 x 2743	32	14.5	2.1	WS10108-16/4	655	WS10108-16/3	929	WS10108-14/3	1023
10″ x 120″	254 x 3048	34	15.4	2.3	WS10120-16/4	686	WS10120-16/3	1049	WS10120-14/3	1153
12″ x 24″	305 x 610	12	5.4	0.6	WS1224-16/4	428	WS1224-16/3	499	WS1224-14/3	549
12″ x 36″	305 x 915	14	6.4	0.9	WS1236-16/4	460	WS1236-16/3	560	WS1236-14/3	614
12″ x 48″	305 x 1219	17	7.7	1.1	WS1248-16/4	471	WS1248-16/3	599	WS1248-14/3	660
12″ x 60″	305 x 1524	23	10.4	1.4	WS1260-16/4	502	WS1260-16/3	661	WS1260-14/3	726
12″ x 72″	305 x 1829	25	11.3	1.7	WS1272-16/4	536	WS1272-16/3	723	WS1272-14/3	793
12″ x 84″	305 x 2133	28	12.7	2.0	WS1284-16/4	568	WS1284-16/3	785	WS1284-14/3	864
12″ x 96″	305 x 2438	31	14.1	2.2	WS1296-16/4	665	WS1296-16/3	859	WS1296-14/3	943
12″ x 108″	305 x 2743	36	16.3	2.5	WS12108-16/4	727	WS12108-16/3	1007	WS12108-14/3	1105
12″ x 120″	305 x 3048	39	17.6	2.8	WS12120-16/4	758	WS12120-16/3	1064	WS12120-14/3	1171

tab lock shelf

Tab Lock Shelves – see spec sheet EG10.06 NSF

16 gauge, type 430 stainless steel. 1½″ (38mm) roll on front. 1½″ (38mm) upturn on rear and ends. Features tab lock for easy assembly. Die-formed stainless steel mounting brackets.

width x length		weight		cubic		
in.	mm	lbs.	kg	feet	model #	list
10″ x 24″	254 x 610	10	4.5	0.6	WS1024TL	174
10″ x 36″	254 x 915	12	5.4	0.9	WS1036TL	185
10″ x 48″	254 x 1219	15	6.8	1.3	WS1048TL	212
10″ x 60″	254 x 1524	20	9.0	1.6	WS1060TL	239
12″ x 24″	305 x 610	12	5.4	0.6	WS1224TL	186
12″ x 36″	305 x 915	14	6.4	0.9	WS1236TL	198
12″ x 48″	305 x 1219	17	7.7	1.3	WS1248TL	229
12″ x 60″	305 x 1524	23	10.4	1.6	WS1260TL	256

shelf with single bar pot rack

Shelves with Pot Rack – see spec sheet EG10.14 NSF

16 gauge type 430 shelf with type 304 stainless steel pot rack. 1 ½″ (38mm) roll on front. 1 ½″ (38mm) upturn on rear and ends.

		10″ (254mm)-Wide Shelves					12″ (305mm)-Wide Shelves					15″ (381mm)-Wide Shelves					18″ (457mm)-Wide Shelves				
length		weight		cu			weight		cu			weight		cu			weight		cu		
in.	mm	lbs.	kg	ft	model #	list	lbs.	kg	ft	model #	list	lbs.	kg	ft	model #	list	lbs.	kg	ft	model #	list
36″	914	12	5.4	1.0	WSP1036	724	15	6.8	1.1	WSP1236	751	21	9.5	1.3	WSP1536	982	27	12.2	1.6	WSP1836	1176
48″	1219	23	10.4	1.3	WSP1048	740	29	13.2	1.5	WSP1248	779	35	15.9	1.8	WSP1548	1002	41	18.6	2.2	WSP1848	1195
60″	1524	37	16.8	1.6	WSP1060	772	43	19.5	1.8	WSP1260	814	49	22.2	2.3	WSP1560	1258	55	24.9	2.7	WSP1860	1258
72″	1829	51	23.1	1.9	WSP1072	799	57	25.9	2.2	WSP1272	846	63	28.6	2.7	WSP1572	1346	69	31.3	3.2	WSP1872	1346
84″	2134	65	29.5	2.2	WSP1084	838	71	32.2	2.6	WSP1284	895	77	34.9	3.2	WSP1584	1418	83	37.6	3.7	WSP1884	1460
96″	2438	79	35.8	2.5	WSP1096	896	85	38.6	2.9	WSP1296	914	91	41.3	3.6	WSP1596	1486	97	44.0	4.3	WSP1896	1547
108″	2743	93	42.2	2.8	WSP10108	1176	99	44.9	3.3	WSP12108	1249	105	47.6	4.0	WSP15108	1613	111	50.3	4.8	WSP18108	1880
120″	3048	107	48.5	3.1	WSP10120	1203	113	51.3	3.6	WSP12120	1278	119	54.0	4.5	WSP15120	1640	125	56.7	5.3	WSP18120	1909
132″	3353	121	54.9	3.4	WSP10132	1274	127	57.6	4.0	WSP12132	1344	133	60.3	4.9	WSP15132	1761	139	63.1	5.9	WSP18132	1945
144″	3658	135	61.2	3.7	WSP10144	1302	141	64.0	4.4	WSP12144	1369	147	66.7	5.4	WSP15144	1792	153	69.4	6.4	WSP18144	1975

100 Industrial Boulevard, Clayton, DE 19938-8903 U.S.A.
Phone: 800-441-8440 or 302-653-3000. Fax: 302-653-2065
http://www.eaglegrp.com

EAGLE GROUP
Profit from the Eagle Advantage®

Table Accessories

CATALOG SECTION 10

Snap-n-Slide® Wall Shelves – see spec sheet EG10.54 NSF

Brackets can be mounted to wall studs – no wall backing required. Allows for freedom to position the shelves anywhere on the wall brackets without the use of fasteners. 1½″ (38mm) upturn on rear and ends. Heavy gauge stainless steel construction. No tools required to attach shelf to wall brackets.

…12″ (305mm)-wide Snap-n-Slide® Shelves with Rolled Front Edge

length in.	length mm	weight lbs.	weight kg	weight * capacity lbs.	weight * capacity kg	cu ft	16 gauge type 430 model #	list	16 gauge type 304 model #	list	14 gauge type 430 model #	list
24″	610	12	5.4	90	40.8	0.7	SWS1224-16/4	209	SWS1224-16/3	252	SWS1224-14/3	266
36″	915	14	6.4	135	61.2	1.1	SWS1236-16/4	226	SWS1236-16/3	318	SWS1236-14/3	304
48″	1219	17	7.7	180	81.6	1.4	SWS1248-16/4	278	SWS1248-16/3	352	SWS1248-14/3	379
60″	1524	23	10.4	225	102.1	1.8	SWS1260-16/4	295	SWS1260-16/3	385	SWS1260-14/3	410
72″	1829	25	11.3	270	122.5	2.1	SWS1272-16/4	366	SWS1272-16/3	474	SWS1272-14/3	518

Snap-n-Slide® shelf

…15″ (381mm)-wide Snap-n-Slide® Shelves with Rolled Front Edge

length in.	length mm	weight lbs.	weight kg	weight * capacity lbs.	weight * capacity kg	cu ft	16 gauge type 430 model #	list	16 gauge type 304 model #	list	14 gauge type 430 model #	list
24″	610	15	6.8	90	40.8	1.8	SWS1524-16/4	226	SWS1524-16/3	275	SWS1524-14/3	299
36″	915	17	7.7	135	61.2	2.7	SWS1536-16/4	233	SWS1536-16/3	327	SWS1536-14/3	370
48″	1219	21	9.5	180	81.6	3.6	SWS1548-16/4	281	SWS1548-16/3	399	SWS1548-14/3	449
60″	1524	28	12.7	225	102.1	2.6	SWS1560-16/4	305	SWS1560-16/3	438	SWS1560-14/3	464
72″	1829	30	13.6	270	122.5	3.1	SWS1572-16/4	372	SWS1572-16/3	545	SWS1572-14/3	617

…15″ (381mm)-wide Snap-n-Slide® Shelves with "V" Marine Front Edge

length in.	length mm	weight lbs.	weight kg	weight * capacity lbs.	weight * capacity kg	cu ft	14 gauge type 304 model #	list	14 gauge type 316 model #	list	16 gauge type 430 model #	list	16 gauge type 304 model #	list
24″	610	15	6.8	90	40.8	1.8	SWS1524-14/304-VMAR	389	SWS1524-14/316-VMAR	433	SWS1524-16/430-VMAR	340	SWS1524-16/304-VMAR	382
36″	915	17	7.7	135	61.2	2.7	SWS1536-14/304-VMAR	408	SWS1536-14/316-VMAR	503	SWS1536-16/430-VMAR	368	SWS1536-16/304-VMAR	425
48″	1219	21	9.5	180	81.6	3.6	SWS1548-14/304-VMAR	530	SWS1548-14/316-VMAR	623	SWS1548-16/430-VMAR	434	SWS1548-16/304-VMAR	507
60″	1524	28	12.7	225	102.1	2.6	SWS1560-14/304-VMAR	588	SWS1560-14/316-VMAR	701	SWS1560-16/430-VMAR	466	SWS1560-16/304-VMAR	557
72″	1829	30	13.6	270	122.5	3.1	SWS1572-14/304-VMAR	695	SWS1572-14/316-VMAR	823	SWS1572-16/430-VMAR	549	SWS1572-16/304-VMAR	654

* Weight capacities pertain to evenly distributed weight.

Optional Dividers for Snap-n-Slide® Wall Shelves

4″ (102mm) height.

description	model #	list
for 12″ (305mm) shelving	358114	34
for 15″ (381mm) shelving	358115	36

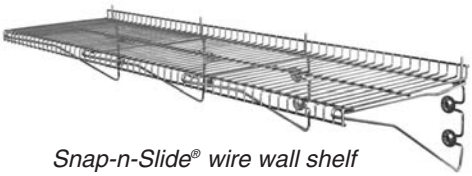

Snap-n-Slide® wire wall shelf

Snap-n-Slide® Wire Wall Shelves – see spec sheet EG01.47 NSF NEW

Allows for freedom to position shelf anywhere on the brackets without the use of fasteners. Brackets can be mounted to studs with no backing required.

width x length in.	width x length mm	weight capacity * lbs.	weight capacity * kg	cu ft	chrome model #	list	Valu-Master® model #	list	Valu-Gard® model #	list	EAGLEgard® model #	list
12″ x 24″	305 x 610	70	31.8	0.7	SNSW1224C	96	SNSW1224V	101	SNSW1224VG	101	SNSW1224E	112
12″ x 36″	305 x 915	105	47.6	1.1	SNSW1236C	126	SNSW1236V	134	SNSW1236VG	134	SNSW1236E	145
12″ x 48″	305 x 1219	140	63.5	1.4	SNSW1248C	158	SNSW1248V	166	SNSW1248VG	166	SNSW1248E	177
12″ x 60″	305 x 1524	175	79.5	1.8	SNSW1260C	171	SNSW1260V	180	SNSW1260VG	180	SNSW1260E	194
12″ x 72″	305 x 1829	210	95.3	2.1	SNSW1272C	219	SNSW1272V	231	SNSW1272VG	231	SNSW1272E	241

* Weight capacity pertains to evenly distributed weight.

NEW Valu-Gard® finish!

Snap-n-Slide® Wall Shelves with Ticket Rail – see spec sheet EG10.55 NEW

Shelf can be positioned anywhere on the wall brackets without fasteners. F eatures flat fronts and "tape-on" ticket rails. T icket rails are supplied with tape and are to be attached in the field. Floating ball mechanism holds checks in place. Heavy gauge type 430 construction.

width x length in.	width x length mm	weight lbs.	weight kg	cubic feet	model #	list
12″ x 12″	305 x 305	45	20.4	0.4	SWS1212TR-16/4	177
12″ x 18″	305 x 457	68	30.8	0.5	SWS1218TR-16/4	193
12″ x 24″	305 x 610	90	40.8	0.7	SWS1224TR-16/4	220
12″ x 36″	305 x 915	135	61.2	1.1	SWS1236TR-16/4	246
12″ x 48″	305 x 1219	180	81.6	1.4	SWS1248TR-16/4	312
12″ x 60″	305 x 1524	225	102.1	1.8	SWS1260TR-16/4	342
12″ x 72″	305 x 1829	270	122.5	2.1	SWS1272TR-16/4	423
12″ x 96″	305 x 2438	360	163.3	2.8	SWS1296TR-16/4	543

Snap-n-Slide® wall shelf with ticket rail

CATALOG SECTION 10

Table Accessories

Table Mounted Microwave Shelves – see spec sheet EG10.25 NSF

16 gauge type 304 stainless steel. Mounts 18˝ (356mm) above table top. Comes with six posts. Available in left, right, or center models.

table with left-side microwave shelf…

…right-hand microwave shelf…

…center microwave shelf

Left Side Models

width x length in.	mm	weight lbs.	kg	cubic feet	model #	list
12˝ x 60˝	305 x 1524	30	13.6	1.9	MOS1260L	940
12˝ x 72˝	305 x 1829	35	15.9	2.4	MOS1272L	1065
12˝ x 84˝	305 x 2133	40	18.1	3.0	MOS1284L	1152
12˝ x 96˝	305 x 2438	45	20.4	3.4	MOS1296L	1276

Right Side Models

width x length in.	mm	weight lbs.	kg	cubic feet	model #	list
12˝ x 60˝	305 x 1524	30	13.6	1.9	MOS1260R	940
12˝ x 72˝	305 x 1829	35	15.9	2.4	MOS1272R	1065
12˝ x 84˝	305 x 2133	40	18.1	3.0	MOS1284R	1152
12˝ x 96˝	305 x 2438	45	20.4	3.4	MOS1296R	1276

Center Models

width x length in.	mm	weight lbs.	kg	cubic feet	model #	list
12˝ x 60˝	305 x 1524	32	14.5	2.1	MOS1260C	1067
12˝ x 72˝	305 x 1829	38	17.2	2.6	MOS1272C	1191
12˝ x 84˝	305 x 2133	43	19.5	3.2	MOS1284C	1276
12˝ x 96˝	305 x 2438	48	21.8	3.7	MOS1296C	1330

Wall Mounted Microwave Shelves – see spec sheet EG10.06 NSF

24˝ (610mm) length. Made of highly polished heavy gauge, type 430 stainless steel. Features a marine counter edge in front that prevents microwave from sliding off. **Freight class is 70.0**.

wall mounted microwave shelf

width in.	mm	weight lbs.	kg	cubic feet	model #	list
18˝	457	17	7.7	4.8	MWS1824	425
24˝	610	23	10.4	4.8	MWS2424	484

Wall Cabinets — see spec sheet EG10.24 NSF

Heavy gauge stainless steel. Back is recessed with full-length concealed mounting plate for easy installation. Comes with fixed center shelf. Hinged doors provided with lift-off pin hinges. 15˝ (381mm) width. 28˝ (711mm) overall height. **Freight class is 100.0**.

wall cabinet with hinged doors

length in.	mm	weight lbs.	kg	cubic feet	Open Front model #	Open Front list	Hinged Doors model #	Hinged Doors list	Sliding Doors model #	Sliding Doors list
36˝	914	125	56.7	14.5	WCO-36	2993	WCH-36	4410	WCS-36	4096
48˝	1219	165	74.8	18.3	WCO-48	3448	WCH-48	4778	WCS-48	4488
60˝	1524	195	88.5	22.6	WCO-60	3772	WCH-60	5479	WCS-60	5190
72˝	1829	225	102.0	26.8	WCO-72	4224	WCH-72	6137	WCS-72	5812
96˝	2438	260	117.9	35.2	WCO-96	4730	WCH-96	6875	WCS-96	6509

Custom options and accessories for Tables can be found on pages 266-267.

100 Industrial Boulevard, Clayton, DE 19938-8903 U.S.A.
Phone: 800-441-8440 or 302-653-3000. Fax: 302-653-2065
http://www.eaglegrp.com

EAGLE GROUP
Profit from the Eagle Advantage®

Table Accessories

CATALOG SECTION 10

Extra Undershelves

For tables with uni-lok® hat channel frame. Designed for storage of shorter, smaller items under worktable where only one undershelf might not suffice. Available in galvanized or stainless steel. **Freight class is 70.0**.

Note: When ordering an extra or replacement undershelf, *please order per the size of your tabletop*. Please note the "for table size" column in chart.

for table size * width x length		weight		cu	GALVANIZED (ADJUSTABLE)		STAINLESS STEEL (ADJUSTABLE)			
in.	mm	lbs.	kg	ft	model #	list	model #	list	model #	list
24″ x 24″	610 x 610	15	6.6	1.6	2424GADJUS	155	2424SADJUS-18/4	346	2424SADJUS-18/3	380
24″ x 30″	610 x 762	18	8.2	1.9	2430GADJUS	184	2430SADJUS-18/4	379	2430SADJUS-18/3	415
24″ x 36″	610 x 915	21	9.6	2.3	2436GADJUS	188	2436SADJUS-18/4	399	2436SADJUS-18/3	436
24″ x 48″	610 x 1219	27	12.2	3.0	2448GADJUS	197	2448SADJUS-18/4	438	2448SADJUS-18/3	479
24″ x 60″	610 x 1524	33	15.0	3.7	2460GADJUS	202	2460SADJUS-18/4	493	2460SADJUS-18/3	538
24″ x 72″	610 x 1829	39	17.6	4.5	2472GADJUS	205	2472SADJUS-18/4	552	2472SADJUS-18/3	605
24″ x 84″	610 x 2134	45	20.4	5.2	2484GADJUS	207	2484SADJUS-18/4	616	2484SADJUS-18/3	672
24″ x 96″	610 x 2438	51	23.1	5.9	2496GADJUS	220	2496SADJUS-18/4	663	2496SADJUS-18/3	726
24″ x 108″	610 x 2743	57	25.9	6.6	24108GADJUS	229	n/a		n/a	
24″ x 120″	610 x 3048	63	28.6	7.3	24120GADJUS	246	n/a		n/a	
24″ x 132″	610 x 3353	69	31.3	8.1	24132GADJUS	275	n/a		n/a	
24″ x 144″	610 x 3658	75	34.0	8.8	24144GADJUS	304	n/a		n/a	
30″ x 24″	762 x 610	17	7.5	1.9	3024GADJUS	161	3024SADJUS-18/4	404	3024SADJUS-18/3	440
30″ x 30″	762 x 762	21	9.5	2.4	3030GADJUS	197	3030SADJUS-18/4	433	3030SADJUS-18/3	475
30″ x 36″	762 x 915	24	10.7	2.8	3036GADJUS	199	3036SADJUS-18/4	459	3036SADJUS-18/3	501
30″ x 48″	762 x 1219	30	13.6	3.7	3048GADJUS	202	3048SADJUS-18/4	500	3048SADJUS-18/3	548
30″ x 60″	762 x 1524	36	16.3	4.6	3060GADJUS	207	3060SADJUS-18/4	572	3060SADJUS-18/3	627
30″ x 72″	762 x 1829	42	19.1	5.5	3072GADJUS	220	3072SADJUS-18/4	639	3072SADJUS-18/3	699
30″ x 84″	762 x 2134	48	21.8	6.4	3084GADJUS	227	3084SADJUS-18/4	709	3084SADJUS-18/3	774
30″ x 96″	762 x 2438	54	24.5	7.3	3096GADJUS	229	3096SADJUS-18/4	787	3096SADJUS-18/3	861
30″ x 108″	762 x 2743	60	27.2	8.2	30108GADJUS	261	n/a		n/a	
30″ x 120″	762 x 3048	66	29.9	9.0	30120GADJUS	278	n/a		n/a	
30″ x 132″	762 x 3353	72	32.7	9.9	30132GADJUS	299	n/a		n/a	
30″ x 144″	762 x 3658	78	35.4	10.8	30144GADJUS	331	n/a		n/a	

* Undershelves for 30″ (762mm)-wide tables listed above also fit 36″ (915mm)-wide tables.

worktable with extra undershelf

LIFESTOR® Undershelves for Stainless Steel Worktables

– see spec sheet EG10.53 NSF

The only machine-washable undershelf in the market today. Solid polymer shelf sections available for tubular-base tables only. Dishwasher-safe and non-corrosive. Polymer shelf sections are removable for ease of mopping underneath worktable. Four-sided adjustable stainless steel bracing ensures optimum strength and eliminates table wobble. Polymer shelf sections feature MICROGARD® antimicrobial protection. **Undershelves work with worktable at time of order and cannot retrofit in field due to leg spacing**. Recommended for use with stationary tables only. To order undershelves, add suffix "**-L1**" to worktable model number (example: T2484STB **-L1**). See chart below for pricing. See page 56 for optional tray drying racks.

MICROGARD® is an antimicrobial agent which contains built-in protection to retard the growth of a broad range of bacteria, mold and mildew on shelf surface that causes stains, odors and degradation. Now standard on all LIFESTOR® shelving.

table with LIFESTOR® undershelf

removable shelf sections

For 24″ (610mm)-wide worktables

worktable length in.	mm	LIFESTOR® undershelf list	worktable length in.	mm	LIFESTOR® undershelf list
24″	610	92	84″	2134	227
30″	762	107	96″	2438	332
36″	914	127	108″	2743	366
48″	1219	148	120″	3048	374
60″	1524	184	132″	3353	407
72″	1829	207	144″	3658	444

For 30″ (762mm)-wide worktables

worktable length in.	mm	LIFESTOR® undershelf list	worktable length in.	mm	LIFESTOR® undershelf list
30″	762	122	96″	2438	397
36″	914	147	108″	2743	446
48″	1219	174	120″	3048	454
60″	1524	224	132″	3353	485
72″	1829	253	144″	3658	538
84″	2134	279			

Custom options and accessories for Tables can be found on pages 266-267.

CATALOG SECTION 10

Table Accessories

Drawers — see spec sheet EG10.13

For stainless steel and hardwood tables. Type 430 stainless steel. All shipping weights and cubic feet are approximate. **Freight class is 85.0**.

To specify drawer assemblies for hardwood tables (page 112), you must order model #605500 mounting kit (at no additional charge) along with drawer selected. To specify drawer assemblies for custom equipment (fabricated through SpecFAB®) which requires angle frame construction, you must order model #605499 (at no additional charge) mounting kit along with drawer selected. To determine number of drawers per table, see chart on page 81.

drawer with polymer slides

Drawers with Polymer Slides - Includes ½″ (13mm)-thick polycarbonate grooved friction slides. To specify drawer assemblies for tabletops with box marine edge, you must order model #607297 mounting kit along with drawer selected.

Note: for use on standard worktables only, not for equipment using angle frame construction.

width x length x height in.	mm	cu ft	For ALL 24″ STANDARD tables weight lbs.	kg	model #	list	For ALL 30″ & 36″ STANDARD tables weight lbs.	kg	model #	list	For 36″ tables with FRAMING specified AT 30⅛″ CENTER LINES weight lbs.	kg	model #	list
20″ x 15″ x 5″	508 x 381 x 127	1.4	13	5.8	502976*	156	13	5.8	503007*	156	13	5.8	503011*	156
20″ x 20″ x 5″	508 x 508 x 127	1.4	13	5.8	502975**	184	13	5.8	503006	184	13	5.8	503010	184

* Tables must be field drilled for mounting; ** #502975 will protrude past tabletop width.

drawer with pull flange

Drawers with Pull Flange - Includes zinc-plated steel slides with nylon rollers and rubber stops.

width x length x height in.	mm	weight lbs.	kg	cubic feet	model #	list
20″ x 15″ x 5″	508 x 381 x 127	13	5.8	1.4	502941*	212
20″ x 20″ x 5″	508 x 508 x 127	13	5.8	1.4	500772	244

* Tables must be field drilled for mounting

drawer with pull flange and full front

Drawers with Pull Flange & Full Front - Includes zinc-plated steel slides with nylon rollers and rubber stops.

width x length x height in.	mm	weight lbs.	kg	cubic feet	model #	list
20″ x 15″ x 5″	508 x 381 x 127	25	11.3	3.0	502942*	315
20″ x 20″ x 5″	508 x 508 x 127	25	11.3	3.0	501571	345

* Tables must be field drilled for mounting

Drawer Assemblies — see spec sheet EG10.13 (NSF)

For stainless steel and hardwood tables. All drawer assemblies feature removable drawer pan. All shipping weights and cubic feet are approximate. **Freight class is 85.0**.

Enclosed assemblies are type 430 stainless steel. Spec-Master® heavy duty drawer assemblies are type 304 stainless steel and feature insulated front and self-closing drawer slides that fully extend from housing.

To specify drawer assemblies for poly top tables (pages 110-111) or for hardwood tables (page 112), you must order model #605500 mounting kit (at no additional charge) along with drawer selected. To specify drawer assemblies for custom equipment (fabricated through SpecFAB®) which requires angle frame construction, you must order model #605499 mounting kit (at no additional charge) along with drawer selected.

Optional lock available. $130 list. To order, add suffix "**-L**". Example: 502972**-L**

To determine number of drawers per table, see chart on page 81.

enclosed drawer assembly

Spec-Master® heavy duty drawer assembly

width x length x height in.	mm	cu ft	Enclosed Assemblies weight lbs.	kg	model #	list	OPTIONAL PAN REPLACEMENT model #	list	Spec-Master® Heavy Duty Assemblies weight lbs.	kg	model #	list	OPTIONAL PAN REPLACEMENT model #	list
20″ x 15″ x 5″	508 x 381 x 127	3.0	35	15.9	502943*	603	608115	167	40	18.1	502972*	975	608117	202
20″ x 20″ x 5″	508 x 508 x 127	3.0	35	15.9	501572	628	608118**	176	40	18.1	502971	1008	606826	210

* Tables must be field drilled for mounting.

** Pan replacement #608118 does NOT fit drawer assembly #501572 with optional lock (#501572-L). Drawer assembly #501572-L only accepts pan replacement #608119, list $248

Drawer Assemblies with NSF-Approved Slides — see spec sheet EG10.13 (NSF)



removable NSF drawer slide

#502946 or 502947 drawer assembly

Type 430 stainless steel. Utilizes a totally removable drawer slide, making it easy to clean for complete sanitation. Requires no tools. Features include all-stainless steel housing, frame, drawer front complete with full-length front pull flange, and removable drawer pan with large radius corners. **Freight class is 85.0**.

To determine number of drawers per table, see chart on page 81. Optional lock available. $130 list. To order, add suffix "**-L**". Example: 502946**-L**

width x length x height in.	mm	weight lbs.	kg	cubic feet	model #	list	OPTIONAL PAN REPLACEMENT model #	list
20″ x 15″ x 5″	508 x 381 x 127	35	15.9	3.0	502947*	620	608115	167
20″ x 20″ x 5″	508 x 508 x 127	35	15.9	3.0	502946	651	608116**	167

* Tables must be field drilled for mounting.

** Pan replacement #608116 does NOT fit drawer assembly #502946 with optional lock (#502946-L). Drawer assembly #502946-L only accepts pan replacement #608119, list $248

100 Industrial Boulevard, Clayton, DE 19938-8903 U.S.A.
Phone: 800-441-8440 or 302-653-3000. Fax: 302-653-2065
http://www.eaglegrp.com

EAGLE GROUP
Profit from the Eagle Advantage®

CATALOG SECTION 10

Table Accessories

Drawer Kits for All Stainless Steel Worktables

Freight class is 70.0.

description	add suffix #	add to list
20″ x 20″ x 5″ enclosed drawer assembly (#501572)	D1	628
20″ x 20″ x 5″ drawer with pull flange and full front (#501571)	D2	345
20″ x 20″ x 5″ drawer with pull flange (#500772)	D3	244

polymer drawer

Polymer Drawers (NSF)

Made of heavy gauge polymer . With pull flange and built-in drawer stop. **Freight class is 85.0**.

width x length x depth in.	mm	weight lbs.	kg	cubic feet	model #	list
13⅞″ x 19″ x 3″	352 x 483 x 76	9	4.1	1.4	502948	251
13⅞″ x 19″ x 6″	352 x 483 x 152	13	5.8	3.0	502949	300
13⅞″ x 19″ x 9″	352 x 483 x 229	18	8.2	4.5	502950	365

tier drawer

tier drawer with legs

Tier Drawers — see spec sheet EG10.13

Drawer slides are zinc-plated steel.

Regular Tier Drawers

Heavy gauge type 430 stainless steel cabinet with three roller -track drawers. A vailable with or without legs. Includes guides, roller slides, and stainless steel drawer . All shipping weights and cubic feet are approximate. **Freight class is 85.0**.

width x length x height inches	mm	description	weight lbs.	kg	cubic feet	model #	list
22½″ x 24″ x 22″	572 x 610 x 559	3 drawers, no legs	75	34.0	9.8	TD3	2123
22½″ x 24″ x 34½″	572 x 610 x 876	3 drawers, with legs	78	35.4	9.8	TD3L	2396

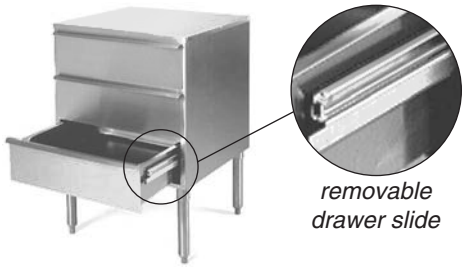

removable drawer slide

model #NTD3L with NSF-certified drawer

NSF-Approved Tier Drawers (NSF)

Design and features are the same as tier drawers mentioned above. Utilizes totally removable drawer slide certified by the National Sanitation Foundation. **Freight class is 85.0**.

Optional Pan Replacement available. Model #608120. $122 list.

width x length x height inches	mm	description	weight lbs.	kg	cubic feet	model #	list
22½″ x 24″ x 22″	572 x 610 x 559	3 drawers, no legs	75	34.0	9.8	NTD3	2274
22½″ x 24″ x 34½″	572 x 610 x 876	3 drawers, with legs	78	35.4	9.8	NTD3L	2400

Spice Bins

Designed for either overshelf or wall shelf applications. Spice bin is 22 gauge stainless steel with fully coved die-drawn construction, complete with label holders. Each easily removable bin must be allowed 7¾″ (197mm) space and slides on stainless steel angle supports secured to underside of shelf. Shipping weight and cubic feet are approximate. **Freight class is 85.0**.

width x length x height in.	mm	weight lbs.	kg	cubic feet	model #	list
6½″ x 5½″ x 6″	165 x 140 x 152	1.5	0.7	0.1	SB-1	255

spice bin

DrainPerfect® Table Mount Can Drainer (NSF)

U.S. Patent #5,396,838. Heavy duty stainless steel construction. Drains #6 and #10 cans safely and quickly in one step, avoiding the need to hand-press or colander -drain. Includes adapter to switch between #6 and #10 can without the use of tools. Easy grip handles and knobs. Non-marking rubber feet. Removable stainless steel drip tray for ease of cleaning. **Freight class is 70.0**.

See page 143 for DrainPerfect® Wall Mount Can Drainer.

model #	list
DP-TE	1149

DrainPerfect® can drainer

Custom options and accessories for Tables can be found on pages 266-267.

CATALOG SECTION 10

Table Accessories

Pan/Pot Racks — see spec sheet EG10.12 NSF

Racks are triple-bar type made of 3/16″ x 2″ (5 x 51mm), aluminum or type 304 stainless steel bars bolted together and fitted with one two-prong sliding hook per foot. All shipping weights and cubic feet are approximate. **Freight class is 70.0**.

Table Mounted Pan/Pot Racks

Table mounted racks are furnished with 1 5/8″ (41mm) stainless steel tubular supports extending through table top and fastened securely to adjustable undershelf.

NOTE: Worktables with Pan/Pot Rack not recommended for use with casters.

pan/pot rack

fits table length		rack length		ALUMINUM					STAINLESS STEEL				
				weight		cubic			weight		cubic		
in.	mm	in.	mm	lbs.	kg	feet	model #	list	lbs.	kg	feet	model #	list
36″	914	28″	711	38	17.2	1.7	TM36APR	806	50	22.7	1.7	TM36PR	963
48″	1219	40″	1016	42	19.1	1.9	TM48APR	837	57	25.9	1.9	TM48PR	1017
60″	1524	52″	1321	46	20.9	1.9	TM60APR	866	64	29.0	1.9	TM60PR	1072
72″	1829	64″	1626	50	22.7	1.9	TM72APR	906	70	31.8	1.9	TM72PR	1128
84″	2134	76″	1930	54	24.5	1.9	TM84APR	1081	77	34.9	1.9	TM84PR	1334
96″	2438	88″	2235	58	26.3	2.1	TM96APR	1114	83	37.6	2.1	TM96PR	1389
108″	2743	100″	2540	62	28.1	2.3	TM108APR	1352	89	40.4	2.3	TM108PR	1679
120″	3048	112″	2845	66	29.9	2.5	TM120APR	1393	95	43.1	2.5	TM120PR	1749
132″	3353	124″	3150	71	32.2	2.8	TM132APR	1434	102	46.3	2.8	TM132PR	1835
144″	3658	136″	3454	76	34.5	3.1	TM144APR	1481	109	49.4	3.1	TM144PR	1871

Optional Adjustable Shelves for Table Mounted Pan/Pot Racks

12″ (305mm) wide. 16 gauge, type 304 stainless steel.

shelf length		weight		cubic		
in.	mm	lbs.	kg	feet	model #	list
36″	914	16	7.3	0.9	TM36PRS	392
48″	1219	20	9.0	1.3	TM48PRS	424
60″	1524	25	11.3	1.6	TM60PRS	454
72″	1829	30	13.6	1.9	TM72PRS	490
84″	2134	35	15.9	2.2	TM84PRS	526
96″	2438	39	17.6	2.5	TM96PRS	582
108″	2743	41	18.6	3.1	TM108PRS	1499
120″	3048	45	20.4	3.6	TM120PRS	1514
132″	3353	49	22.2	4.1	TM132PRS	1582
144″	3658	53	24.0	4.7	TM144PRS	1599



optional adjustable shelf for table mounted pot/pan racks

Ceiling Mounted Pan/Pot Racks

Furnished with chain hangers for ceiling suspension. Not NSF.



ceiling mounted pan/pot rack

fits table length		rack ALUMINUM length		weight		cubic			STAINLESS STEEL weight		cubic		
in.	mm	in.	mm	lbs.	kg	feet	model #	list	lbs.	kg	feet	model #	list
36″	914	28″	711	28	12.7	0.7	CM36APR	648	41	18.6	0.7	CM36PR	828
48″	1219	40″	1016	32	14.5	0.9	CM48APR	681	48	21.8	0.9	CM48PR	865
60″	1524	52″	1321	36	16.3	1.2	CM60APR	712	54	24.5	1.2	CM60PR	923
72″	1829	64″	1626	40	18.1	1.6	CM72APR	752	60	27.2	1.6	CM72PR	977
84″	2134	76″	1930	44	20.0	1.9	CM84APR	931	67	30.4	1.8	CM84PR	1188
96″	2438	88″	2235	48	21.8	2.1	CM96APR	960	74	33.6	2.1	CM96PR	1242
108″	2743	100″	2540	53	24.0	2.5	CM108APR	1123	81	36.7	2.5	CM108PR	1564
120″	3048	112″	2845	58	26.3	2.9	CM120APR	1136	87	39.5	2.9	CM120PR	1649
132″	3353	124″	3150	63	28.6	3.3	CM132APR	1196	94	42.6	3.3	CM132PR	1672
144″	3658	136″	3454	68	30.8	3.7	CM144APR	1220	101	45.8	3.7	CM144PR	1908

Wall Mounted Pan/Pot Racks



wall mounted pan/pot rack

rack length		ALUMINUM					STAINLESS STEEL				
		weight		cubic			weight		cubic		
in.	mm	lbs.	kg	feet	model #	list	lbs.	kg	feet	model #	list
36″	914	13	5.8	1.0	WM36APR	234	18	8.2	1.0	WM36PR	270
48″	1219	15	6.8	1.2	WM48APR	244	22	10.0	1.2	WM48PR	325
60″	1524	17	7.7	1.4	WM60APR	279	26	11.8	1.4	WM60PR	348
72″	1829	19	8.6	1.8	WM72APR	357	29	13.2	1.8	WM72PR	443
84″	2134	21	9.5	2.0	WM84APR	376	33	15.0	2.0	WM84PR	480
96″	2438	23	10.4	2.3	WM96APR	462	37	16.8	2.3	WM96PR	682
108″	2743	25	11.3	2.6	WM108APR	557	41	18.6	2.6	WM108PR	765
120″	3048	28	12.7	2.9	WM120APR	564	45	20.4	2.9	WM120PR	810
132″	3353	31	14.1	3.2	WM132APR	654	50	22.7	3.3	WM132PR	823
144″	3658	34	15.4	3.5	WM144APR	701	55	24.9	3.5	WM144PR	1034

100 Industrial Boulevard, Clayton, DE 19938-8903 U.S.A.
Phone: 800-441-8440 or 302-653-3000. Fax: 302-653-2065
http://www.eaglegrp.com

EAGLE GROUP
Profit from the Eagle Advantage®

Additional Tables

AdjusTable® Work Surface System — see spec sheet EG10.09 NSF

Customize your work sur face configuration to meet your needs! Additional wire undershelves, solid stainless steel undershelves, chrome wire overshelves, or solid stainless steel overshelves make the possibilities almost unlimited. A vailable in 16/304 or 14/304 stainless steel. **Freight class is 70.0**.

Any adjusTable® work sur face system unit can be even further expanded and customized by adding optional shelving accessories (pages 20-26). Also, wire shelves with zinc or epoxy finishes (page 9) or solid shelves (page 18) can be used as undershelves or overshelves.

patented QuadTruss® design
(Patent #5,390,803)

basic unit

1-tier unit with optional grid panel

2-tier unit

			Basic Units						1-tier Units						2-tier Units					
table size (W x L)		cu	weight		16/304		14/304		weight		16/304		14/304		weight		16/304		14/304	
in.	mm	ft	lbs.	kg	model #	list	model #	list	lbs.	kg	model #	list	model #	list	lbs.	kg	model #	list	model #	list
24˝ x 36˝	610 x 914	4.5	65	29.5	T2436EBW	729	T2436EW	799	73	33.1	T2436EBW-1	907	T2436EW-1	977	81	36.7	T2436EBW-2	996	T2436EW-2	1066
24˝ x 48˝	610 x 1219	5.7	81	36.7	T2448EBW	792	T2448EW	918	91	41.3	T2448EBW-1	1017	T2448EW-1	1112	101	45.8	T2448EBW-2	1122	T2448EW-2	1218
24˝ x 60˝	610 x 1524	7.1	99	44.9	T2460EBW	927	T2460EW	1055	113	51.3	T2460EBW-1	1149	T2460EW-1	1257	127	57.6	T2460EBW-2	1263	T2460EW-2	1372
30˝ x 36˝	762 x 914	4.5	75	34.0	T3036EBW	808	T3036EW	905	83	37.6	T3036EBW-1	986	T3036EW-1	1087	91	41.3	T3036EBW-2	1073	T3036EW-2	1174
30˝ x 48˝	762 x 1219	5.7	94	42.6	T3048EBW	911	T3048EW	1039	104	47.2	T3048EBW-1	1107	T3048EW-1	1230	114	51.7	T3048EBW-2	1210	T3048EW-2	1340
30˝ x 60˝	762 x 1524	7.1	115	52.2	T3060EBW	1055	T3060EW	1201	129	58.5	T3060EBW-1	1257	T3060EW-1	1405	143	64.9	T3060EBW-2	1371	T3060EW-2	1521
			Consists of stainless steel table top/work surface, four 33˝ (838mm) chrome posts, and two chrome wire undershelves*						Consists of stainless steel table top/work surface, two 54˝ (1372mm) rear chrome posts, two 33˝ (838mm) front chrome posts, two 21˝ (533mm) front chrome posts for overshelf, one 14˝ (356mm)-wide chrome wire overshelf, and two chrome wire undershelves*						Consists of stainless steel table top/work surface, two 63˝ (1600mm) rear chrome posts, two 33˝ (838mm) front chrome posts, two 29˝ (737mm) front chrome posts for overshelves, two 14˝ (356mm)-wide chrome wire overshelves, and two chrome wire undershelves*					

*18˝ (457mm) wide undershelves used for 24˝ (610mm) wide tables; 24˝ (610mm) wide undershelves used for 30˝ (762mm) wide tables.

Options for AdjusTable® Work Surface System

Optional Keyboard Stations

20½˝ wide x 11½˝ deep (521 x 292mm).

weight		cubic	Table Mount		Wire Mount			
			stainless steel		chrome		stainless steel	
lbs.	kg	feet	model #	list	model #	list	model #	list
6.0	2.7	0.35	KBD-1/SS	313	KBD-2	196	KBD-2/SS	330

table mount keyboard station

wire mount keyboard station

Post Clamp for 1-tier and 2-tier Units

Attaches optional 3˝ x 3˝ (76 x 76mm) grid panel (also known as "wall mats," depending on application – see page 37) onto workstations with overhead systems. Chrome-plated collar with ¼-20 weld stud, chrome acorn nut and heavy gauge clamp.

model #	list each
A210098	16

post clamp

CATALOG SECTION 10

patented uni-lok® system

Mixer Stands — see spec sheet EG10.26 NSF

Highly polished 16 gauge, type 304 stainless steel flat top. 24˝ (610mm) working height. All units with stainless steel legs come with adjustable stainless steel undershelf. **Freight class is 70.0**.

...with Undershelf

width x length in.	mm	weight lbs.	kg	cubic feet	galvanized legs model #	list	stainless steel legs* model #	list
24˝ x 24˝	610 x 610	42	19.1	3.5	MS2424	736	MS2424S	895
30˝ x 24˝	762 x 610	47	21.3	3.8	MS3024	768	MS3024S	938
30˝ x 30˝	762 x 762	49	22.2	3.8	MS3030	855	MS3030S	1064
30˝ x 36˝	762 x 914	51	23.1	4.0	MS3036	878	MS3036S	1082
36˝ x 36˝	914 x 914	53	24.0	4.2	MS3636	921	MS3636S	1132

...with Tubular Base

width x length in.	mm	weight lbs.	kg	cubic feet	galvanized legs model #	list	stainless steel legs* model #	list
24˝ x 24˝	610 x 610	42	19.1	3.5	TMS2424	736	TMS2424S	895
30˝ x 24˝	762 x 610	47	21.3	3.8	TMS3024	768	TMS3024S	938
30˝ x 30˝	762 x 762	49	22.2	3.8	TMS3030	855	TMS3030S	1064
30˝ x 36˝	762 x 914	51	23.1	4.0	TMS3036	878	TMS3036S	1082
36˝ x 36˝	914 x 914	53	24.0	4.2	TMS3636	921	TMS3636S	1132

*All units with stainless steel legs come with adjustable undershelf.

mixer stand with undershelf

mixer stand with undershelf and optional utensil rack

Optional Utensil Rack for Mixer Stands

Stainless steel. Factory-installed only. 54˝ (1371mm) height.

weight lbs.	kg	cubic feet	model #	add to unit list
23	10.4	5.3	UR-501	598

Optional Casters for Mixer Stands

description	wt. cap. per caster lbs.	kg	model #	list
4˝ (102mm)-dia., set of four (two swivel, two w/brake)	115	52.2	CA4-SB	349
4˝ (102mm)-dia., set of six (three swivel, three w/brake)	115	52.2	CA6-SB	522
5˝ (127mm)-dia., set of four (two swivel, two w/brake)	200	90.7	CAH4-SB	463
5˝ (127mm)-dia., set of six (three swivel, three w/brake)	200	90.7	CAH6-SB	693

mobile mixer stand

Mobile Mixer Stands — see spec sheet EG10.26

34˝ (864mm) working height. Features include 14 gauge type 304 stainless steel top with square die-formed no-drip countertop edge, stainless steel crossbracing on three sides, and four 4˝ (102mm) casters (two with brakes). Pan rack slide holds six 18˝ x 26˝ (457 x 660mm) pans. **Freight class is 70.0**.

width x length in.	mm	weight lbs.	kg	cubic feet	galvanized model #	list	stainless steel model #	list
30˝ x 30˝	762 x 762	55	24.9	3.8	MMT3030G	1883	MMT3030S	2101
30˝ x 36˝	762 x 914	60	27.2	4.1	MMT3036G	1926	MMT3036S	2163

mobile equipment stand with optional drawer

Mobile Equipment Stand — see spec sheet EG10.26

Top is 14 gauge type 304 stainless steel with square die formed, no-drip countertop edge. Includes stainless steel undershelf and two 4˝ (102mm) casters with brake. **Freight class is 70.0**.

width x length in.	mm	weight lbs.	kg	cubic feet	model #	list
24˝ x 30˝	610 x 762	47	21.3	3.8	MET2430S	1643

100 Industrial Boulevard, Clayton, DE 19938-8903 U.S.A.
Phone: 800-441-8440 or 302-653-3000. Fax: 302-653-2065
http://www.eaglegrp.com

EAGLE GROUP
Profit from the Eagle Advantage®

Griddle/Equipment Stands — see spec sheet EG10.27 (NSF)

patented uni-lok® system

Highly polished 16 gauge, type 304 stainless steel flat top. 1 ½″ (38mm) upturn on sides and rear . Legs and standard adjustable undershelf with welded gussets available in stainless steel or galvanized. Units 72″ (1829mm) and longer have six legs. All shipping weights are approximate. **Freight class is 70.0**.

Note: Units designed for light and medium duty cooking equipment only . Heavy equipment usage should be reviewed with factory.

table top width x length in.	mm	# of legs	weight lbs.	kg	cu ft	weight cap. with bullet feet lbs.	kg	weight cap. with optional casters lbs.	kg	galvanized legs and undershelf model #	list	stainless steel legs and undershelf model #	list
24⅜″ x 24⅜″	619 x 619	4	48	21.8	106	320	145.1	180	81.6	T2424GS	839	T2424SGS	960
24⅜″ x 36⅜″	619 x 924	4	54	24.5	119	480	217.7	270	122.5	T2436GS	926	T2436SGS	1062
24⅜″ x 48⅜″	619 x 1229	4	62	28.1	136	640	290.3	360	163.3	T2448GS	1041	T2448SGS	1165
24⅜″ x 60⅜″	619 x 1534	4	74	33.6	163	800	362.9	450	204.1	T2460GS	1100	T2460SGS	1270
24⅜″ x 72⅜″	619 x 1838	6	86	39.0	189	960	435.5	540	244.9	T2472GS	1188	T2472SGS	1374
24⅜″ x 84⅜″	619 x 2143	6	99	44.9	218	1120	508.0	630	285.8	T2484GS	1453	T2484SGS	1713
24⅜″ x 96⅜″	619 x 2448	6	120	54.4	264	1280	580.6	720	326.6	T2496GS	1491	T2496SGS	1751
30⅜″ x 24⅜″	772 x 619	4	48	21.8	106	400	181.4	225	102.1	T3024GS	858	T3024SGS	1001
30⅜″ x 36⅜″	772 x 924	4	55	24.9	121	600	272.2	338	153.3	T3036GS	962	T3036SGS	1124
30⅜″ x 48⅜″	772 x 1229	4	71	32.2	156	800	362.9	450	204.1	T3048GS	1067	T3048SGS	1248
30⅜″ x 60⅜″	772 x 1534	4	83	37.6	183	1000	453.6	563	255.4	T3060GS	1174	T3060SGS	1376
30⅜″ x 72⅜″	772 x 1838	6	96	43.6	211	1200	544.3	675	306.2	T3072GS	1280	T3072SGS	1502
30⅜″ x 84⅜″	772 x 2143	6	112	50.8	246	1400	635.0	788	357.4	T3084GS	1997	T3084SGS	2300
30⅜″ x 96⅜″	772 x 2448	6	125	56.7	275	1600	725.8	900	408.2	T3096GS	2036	T3096SGS	2339

adjustable undershelf welded gusset

griddle/equipment stand with optional hardwood cutting board

Optional Hardwood Cutting Board for Griddle/Equipment Stands (NSF)

1¼″ (32mm) thick. Comes with 1″ (25mm)-diameter stainless steel tubular supports integrally welded to adjustable stainless steel sleeve assembly. **Freight class is 70.0**.

width x length in.	mm	weight lbs.	kg	cubic feet	model #	list
8″ x 24″	203 x 610	12	5.4	0.6	313970	378
8″ x 36″	203 x 914	16	7.3	0.9	307105	426
8″ x 48″	203 x 1219	21	9.5	1.4	307106	476
8″ x 60″	203 x 1524	26	11.8	1.8	307107	529
8″ x 72″	203 x 1829	31	14.1	2.1	307108	581
8″ x 84″	203 x 2134	39	17.6	2.5	307109	682
8″ x 96″	203 x 2438	46	20.9	2.9	307110	780

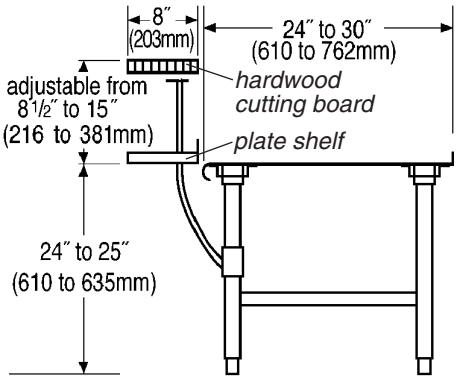

dimensions of griddle/equipment stand with optional hardwood cutting board and plate shelf

Optional Plate Shelf for Griddle/Equipment Stands

Heavy gauge stainless steel. Adjustable height. Must be ordered in conjunction with hardwood cutting board. **Freight class is 70.0**.

width x length in.	mm	weight lbs.	kg	cubic feet	model #	list
8″ x 24″	203 x 610	5	2.3	1.2	APS2	369
8″ x 36″	203 x 914	6	2.7	1.4	APS3	417
8″ x 48″	203 x 1219	7	3.2	1.6	APS4	459
8″ x 60″	203 x 1524	11	5.0	1.9	APS5	508
8″ x 72″	203 x 1829	13	5.8	2.2	APS6	555
8″ x 84″	203 x 2134	16	7.3	2.5	APS7	693
8″ x 96″	203 x 2438	20	9.0	2.8	APS8	803

Optional Zinc Casters for Griddle/Equipment Stands

Heavy duty. Resilient tread.

description	wt. cap. per caster lbs.	kg	model #	list per set
5″ (127mm)-dia., set of four (two swivel, two w/brake)	200	90.7	CAH4-SB	463
5″ (127mm)-dia., set of six (three swivel, three w/brake)	200	90.7	CAH6-SB	693

caster

caster with brake

CATALOG SECTION 10

Poly Top Tables

Tables include ½″ (13mm)-thick polymer board, adjustable stainless steel crossbracing, 1⅝″ (41mm)-diameter stainless steel legs, and adjustable metal feet. All poly top tables are shipped set up. All shipping weights and cubic feet are approximate. **Freight class is 70.0**. Optional all-welded construction available. To order, add $342 to list price and suffix "**-AW**". Example: CT3036S-**AW**.

Optional stainless steel undershelf that mounts over crossbracing available. To order, add 15% to list price and suffix "**-US**" to model number. Example: CT2436S-**US**.

Optional Richlite® heat-resistant brown tabletops available. Resists up to 360°F. To order, add suffix "**-RL**" to model number (example: CT2436S-**RL**) and call factory for pricing.

Optional drawer assemblies available. See page 104.

For optional casters, see page 99.

cutting table with flat top – shown with optional drawer assembly

cutting table with backsplash

trimming table

Cutting Tables… — see spec sheet EG10.16 (NSF)

…with Flat Top

width x length in.	mm	weight lbs.	kg	cubic feet	model #	list
24″ x 36″	610 x 914	110	49.9	20.9	CT2436S	1114
24″ x 48″	610 x 1219	120	54.4	27.4	CT2448S	1236
24″ x 60″	610 x 1524	150	68.0	34.0	CT2460S	1346
24″ x 72″	610 x 1829	176	79.8	40.6	CT2472S	1800
24″ x 84″	610 x 2134	196	88.9	47.2	CT2484S	2005
24″ x 96″	610 x 2438	215	97.5	53.8	CT2496S	2211
24″ x 108″	610 x 2743	225	102.1	60.4	CT24108S	2333
24″ x 120″	610 x 3048	243	110.2	67.0	CT24120S	2522
30″ x 36″	762 x 914	115	52.2	25.7	CT3036S	1187
30″ x 48″	762 x 1219	130	59.0	33.8	CT3048S	1319
30″ x 60″	762 x 1524	157	71.2	41.9	CT3060S	1442
30″ x 72″	762 x 1829	178	80.3	50.0	CT3072S	1906
30″ x 84″	762 x 2134	198	89.8	58.1	CT3084S	2192
30″ x 96″	762 x 2438	220	99.8	66.2	CT3096S	2293
30″ x 108″	762 x 2743	230	104.3	74.4	CT30108S	2461
30″ x 120″	762 x 3048	255	115.7	82.5	CT30120S	2589

…with 4½″ (114mm) Backsplash

width x length in.	mm	weight lbs.	kg	cubic feet	model #	list
24″ x 36″	610 x 914	110	49.9	23.2	CT2436S-BS	1122
24″ x 48″	610 x 1219	120	54.4	30.5	CT2448S-BS	1248
24″ x 60″	610 x 1524	150	68.0	37.8	CT2460S-BS	1363
24″ x 72″	610 x 1829	180	81.6	45.1	CT2472S-BS	1815
24″ x 84″	610 x 2134	198	89.8	52.4	CT2484S-BS	2080
24″ x 96″	610 x 2438	217	98.4	59.7	CT2496S-BS	2267
24″ x 108″	610 x 2743	230	104.3	67.0	CT24108S-BS	2400
24″ x 120″	610 x 3048	250	113.4	74.3	CT24120S-BS	2542
30″ x 36″	762 x 914	118	53.5	28.7	CT3036S-BS	1200
30″ x 48″	762 x 1219	135	61.2	37.5	CT3048S-BS	1334
30″ x 60″	762 x 1524	160	72.6	46.5	CT3060S-BS	1457
30″ x 72″	762 x 1829	181	82.1	55.5	CT3072S-BS	1938
30″ x 84″	762 x 2134	205	93.0	64.5	CT3084S-BS	2268
30″ x 96″	762 x 2438	228	103.4	73.5	CT3096S-BS	2436
30″ x 108″	762 x 2743	235	106.6	82.5	CT30108S-BS	2555
30″ x 120″	762 x 3048	260	117.9	91.5	CT30120S-BS	2616

Trimming Tables — see spec sheet EG10.15 (NSF)

Includes 4″ (102mm) backsplash and 12″ (305mm) removable stainless steel deck.

width x length in.	mm	weight lbs.	kg	# of poly bds per table	cubic feet	model #	list
30″ x 36″	762 x 914	120	54.4	1	28.5	TB3036S	1786
30″ x 48″	762 x 1219	142	64.4	2	37.5	TB3048S	2035
30″ x 60″	762 x 1524	164	74.4	2	46.5	TB3060S	2447
30″ x 72″	762 x 1829	188	85.3	3	55.5	TB3072S	2782
30″ x 84″	762 x 2134	210	95.3	3	64.5	TB3084S	3058
30″ x 96″	762 x 2438	232	105.2	4	73.5	TB3096S	3600
30″ x 108″	762 x 2743	254	115.2	4	82.5	TB30108S	3944
30″ x 120″	762 x 3048	266	120.7	4	91.5	TB30120S	4172
36″ x 36″	914 x 914	126	57.2	1	33.8	TB3636S	1909
36″ x 48″	914 x 1219	148	67.1	2	44.5	TB3648S	2419
36″ x 60″	914 x 1524	170	77.1	2	55.2	TB3660S	2865
36″ x 72″	914 x 1829	192	87.1	3	65.9	TB3672S	3213
36″ x 84″	914 x 2134	214	97.1	3	76.6	TB3684S	3579
36″ x 96″	914 x 2438	236	107.0	4	87.3	TB3696S	4072
36″ x 108″	914 x 2743	258	117.0	4	98.0	TB36108S	4473
36″ x 120″	914 x 3048	280	127.0	4	108.7	TB36120S	5049

100 Industrial Boulevard, Clayton, DE 19938-8903 U.S.A.
Phone: 800-441-8440 or 302-653-3000. Fax: 302-653-2065
http://www.eaglegrp.com

EAGLE GROUP
Profit from the Eagle Advantage®

Poly Top Tables

Boning Tables — see spec sheet EG10.07 NSF

Includes 4″ (102mm) removable backsplash and 6″ (152mm) removable stainless steel deck.

width x length in.	mm	weight lbs.	kg	cubic feet	model #	list
24″ x 36″	610 x 914	110	49.9	23.2	BT2436S	1386
24″ x 48″	610 x 1219	132	59.9	30.5	BT2448S	1671
24″ x 60″	610 x 1524	135	61.2	37.8	BT2460S	1945
24″ x 72″	610 x 1829	160	72.6	45.1	BT2472S	2256
24″ x 84″	610 x 2134	180	81.6	52.4	BT2484S	2572
24″ x 96″	610 x 2438	215	97.5	59.7	BT2496S	2902
24″ x 108″	610 x 2743	225	102.1	67.0	BT24108S	3136
24″ x 120″	610 x 3048	245	111.1	74.3	BT24120S	3335
30″ x 36″	762 x 914	115	52.2	28.7	BT3036S	1637
30″ x 48″	762 x 1219	138	62.6	37.5	BT3048S	1841
30″ x 60″	762 x 1524	140	63.5	46.5	BT3060S	2205
30″ x 72″	762 x 1829	165	74.8	55.5	BT3072S	2489
30″ x 84″	762 x 2134	185	83.9	64.5	BT3084S	2718
30″ x 96″	762 x 2438	220	99.8	73.5	BT3096S	3205
30″ x 108″	762 x 2743	230	104.3	82.5	BT30108S	3502
30″ x 120″	762 x 3048	250	113.4	91.5	BT30120S	3680
36″ x 36″	914 x 914	120	54.4	33.8	BT3636S	1761
36″ x 48″	914 x 1219	143	64.9	44.5	BT3648S	2222
36″ x 60″	914 x 1524	145	65.8	55.2	BT3660S	2624
36″ x 72″	914 x 1829	170	77.1	65.9	BT3672S	2921
36″ x 84″	914 x 2134	190	86.2	76.6	BT3684S	3239
36″ x 96″	914 x 2438	225	102.1	87.3	BT3696S	3683
36″ x 108″	914 x 2743	235	106.6	98.0	BT36108S	4032
36″ x 120″	914 x 3048	255	115.7	108.7	BT36120S	4560

boning table – shown with optional drawer assembly

Chopping Tables — see spec sheet EG10.11 NSF

Features double-thick poly top, 1″ (25mm) total thickness.

width x length in.	mm	weight lbs.	kg	cubic feet	model #	list
24″ x 24″	610 x 610	110	49.9	14.3	CHT2424S	1236
24″ x 30″	610 x 762	118	53.5	17.6	CHT2430S	1324
24″ x 36″	610 x 914	126	57.2	20.9	CHT2436S	1436
24″ x 48″	610 x 1219	142	64.4	27.5	CHT2448S	1598
30″ x 30″	762 x 762	126	57.2	21.6	CHT3030S	1402
30″ x 36″	762 x 914	134	60.8	25.7	CHT3036S	1556
30″ x 48″	762 x 1219	150	68.0	33.8	CHT3048S	1761

chopping table

Boat Racks for Poly Top Tables — see spec sheet EG10.22

Used in conjunction with poly top tables. All shipping weights and cubic feet are approximate. **Freight class is 70.0**.

table mounted boat rack



wall mounted boat rack

ceiling mounted boat rack

width x length in.	mm	cu ft	Table Mounted weight lbs.	kg	model #	list	Wall Mounted weight lbs.	kg	model #	list	Ceiling Mounted weight lbs.	kg	model #	list
14″ x 48″	356 x 1219	2.6	45	20.4	BRT4	518	40	18.1	BRW4	499	40	18.1	BRC4	508
14″ x 60″	356 x 1524	3.3	55	24.9	BRT5	586	50	22.7	BRW5	565	50	22.7	BRC5	577
14″ x 72″	356 x 1829	4.0	65	29.5	BRT6	597	60	27.2	BRW6	577	60	27.2	BRC6	590
14″ x 84″	356 x 2134	4.6	75	34.0	BRT7	791	78	35.4	BRW7	757	78	35.4	BRC7	769
14″ x 96″	356 x 2438	5.3	85	38.6	BRT8	793	80	36.3	BRW8	762	80	36.3	BRC8	777

CATALOG SECTION 10

Hardwood Worktables — see spec sheet EG10.10 NSF

Also known as "bakers' tables," these tables feature 1¾″ (44mm) hardwood tops. Available with flat top or with 4″ (102mm) coved backsplash and end splashes. Shipped knocked down. All shipping weights and cubic feet are approximate. **Freight class 55.0**.
For optional drawer assemblies, see page 104.

hardwood table with flat top and undershelf…

…with flat top and tubular base…

…with backsplash and undershelf…

…with backsplash and tubular base

Flat Top Hardwood Worktables… NSF

width x length in.	mm	cu ft	…with Adjustable Undershelf: weight lbs.	kg	galvanized legs & undershelf model #	list	stainless steel legs and undershelf model #	list	…with Tubular Base: weight lbs.	kg	galvanized tubular base model #	list	stainless steel tubular base model #	list
24″ x 48″	610 x 1219	5.3	94	42.6	MT2448B	774	MT2448S	932	92	41.7	MT2448GT	688	MT2448ST	877
24″ x 60″	610 x 1524	6.6	118	53.5	MT2460B	868	MT2460S	1057	117	53.1	MT2460GT	761	MT2460ST	982
24″ x 72″	610 x 1829	8.0	141	64.0	MT2472B	963	MT2472S	1182	138	62.6	MT2472GT	834	MT2472ST	1092
24″ x 96″	610 x 2438	10.7	189	85.7	MT2496B	1365	MT2496S	1648	182	82.6	MT2496GT	1197	MT2496ST	1364
30″ x 48″	762 x 1219	6.7	141	64.0	MT3048B	854	MT3048S	1057	139	63.1	MT3048GT	772	MT3048ST	1003
30″ x 60″	762 x 1524	8.3	147	66.7	MT3060B	971	MT3060S	1211	145	65.8	MT3060GT	867	MT3060ST	1145
30″ x 72″	762 x 1829	9.9	177	80.3	MT3072B	1086	MT3072S	1366	174	77.8	MT3072GT	960	MT3072ST	1281
30″ x 96″	762 x 2438	13.2	235	106.6	MT3096B	1556	MT3096S	1904	230	104.3	MT3096GT	1383	MT3096ST	1791

Hardwood Worktables with Backsplash & End Splashes… NSF

width x length in.	mm	cu ft	…with Adjustable Undershelf: weight lbs.	kg	galvanized legs and undershelf model #	list	stainless steel legs and undershelf model #	list	…with Tubular Base: weight lbs.	kg	galvanized tubular base model #	list	stainless steel tubular base model #	list
30″ x 60″	762 x 1524	9.8	149	67.6	MT3060B-BS	1707	MT3060S-BS	2211	147	66.7	MT3060GT-BS	1597	MT3060ST-BS	2097
30″ x 72″	762 x 1829	11.7	180	81.6	MT3072B-BS	2053	MT3072S-BS	2527	177	80.3	MT3072GT-BS	1919	MT3072ST-BS	2461
30″ x 96″	762 x 2438	15.5	240	108.9	MT3096B-BS	2808	MT3096S-BS	3343	235	106.6	MT3096GT-BS	2631	MT3096ST-BS	3166

zinc casters

cart washable casters

Optional Casters for Hardwood Worktables NSF

description	Zinc with Resilient Tread: wt. cap. per caster lbs.	kg	model #	list per set	Zinc with Poly Tread: wt. cap. per caster lbs.	kg	model #	list per set	Polymer Cart Washable with Polymer Tread: wt. cap. per caster lbs.	kg	model #	list per set
4″ (102mm)-dia., set of 4 (2 swivel, 2 w/brake)	115	52.2	CA4-SB	349	n/a		n/a		n/a		n/a	
4″ (102mm)-dia., set of 6 (3 swivel, 3 w/brake)	115	52.2	CA6-SB	522	n/a		n/a		n/a		n/a	
5″ (127mm)-dia., set of 4 (2 swivel, 2 w/brake)	200	90.7	CAH4-SB	463	250	113.4	CAHP4-SB	400	250	113.4	CAHW4-SB	497
5″ (127mm)-dia., set of 6 (3 swivel, 3 w/brake)	200	90.7	CAH6-SB	693	250	113.4	CAHP6-SB	600	250	113.4	CAHW6-SB	746

100 Industrial Boulevard, Clayton, DE 19938-8903 U.S.A.
Phone: 800-441-8440 or 302-653-3000. Fax: 302-653-2065
http://www.eaglegrp.com

EAGLE GROUP
Profit from the Eagle Advantage®

Additional Tables

Demo Tables — see spec sheet EG10.17 NSF

For instructional/educational applications. Stainless steel construction. Features tilting frame with acrylic mirror, table top with marine counter edge, and standard undershelf. **Freight class is 70.0**.

table size width x length in.	mm	mirror size width x length in.	mm	weight lbs.	kg	cubic feet	model #	list
36″ x 60″	914 x 1524	24″ x 49″	610 x 1245	250	113.4	7.0	DT3660SE	5995
36″ x 72″	914 x 1829	24″ x 61″	610 x 1549	275	124.7	10.0	DT3672SE	7058

demo table

Spec-Master® Prep Tables — see spec sheet EG10.18 NSF

14 gauge, type 304 all-stainless steel construction. Features include backsplash, deck mount gooseneck faucet, 16″ x 20″ x 8″ (406 x 508 x 203mm) deep drawn sink on the left, 20″ x 20″ x 5″ (508 x 508 x 127mm) drawer on the right, and adjustable undershelf. 18 1/4″ x 20 1/4″ (464 x 527mm) poly cutting board doubles as a sink cover. **Freight class is 70.0**.

For reverse model, add suffix **"-R"** to model number. Example: PT 3072**-R**.

width x length in.	mm	weight lbs.	kg	cubic feet	model #	list
30″ x 72″	762 x 1829	150	68.0	19.2	PT 3072	3612
30″ x 84″	762 x 2134	175	79.4	22.4	PT 3084	3985
30″ x 96″	762 x 2438	212	96.2	25.5	PT 3096	4271

prep table — reverse model

Pizza Cut-n-Pack Tables — see spec sheet EG10.19 NSF

Features all stainless steel construction, laminated plastic divider panel, full base storage, and a variety of colors and patterns to choose from. All shipping weights are approximate. **Freight class is 92.5**.

width x length in.	mm	weight lbs.	kg	cubic feet	model #	list
49¾″ x 60″	1264 x 1524	318	144.3	93.2	PIC60R *	7529
49¾″ x 72″	1264 x 1829	368	167.0	110.6	PIC72R **	8087
49¾″ x 84″	1264 x 2134	432	196.0	128.0	PIC84R **	8596

* 60″ (1524mm) model utilizes four casters.
** 72″ and 84″ (1829 and 2134mm) units utilize four casters and two center support legs.

Optional Cash Drawer for Pizza Cut-n-Pack Tables

weight lbs.	kg	cubic feet	model #	list
26	11.8	0.8	CD-1	925

pizza cut-n-pack table

Pizza Holding Tables — see spec sheet EG10.20 NSF

Unit designed for field wiring. All stainless steel construction. Comes with two chrome-plated wire racks with U.L. listed infrared food warmers built in, and adjustable heavy gauge stainless steel undershelf. 64 ½″ (1638mm) total height. Electricity is single phase. All shipping weights and cubic feet are approximate. **Freight class is 70.0**.

width x length in.	mm	weight lbs.	kg	electrical	cubic feet	model #	list
21″ x 48″	533 x 1219	135	61.2	120V, 5.62A, 625W	16.4	PIH48-120	3735
21″ x 48″	533 x 1219	135	61.2	208V, 3.25A, 625W	16.4	PIH48-208	3735
21″ x 48″	533 x 1219	135	61.2	240V, 2.82A, 625W	16.4	PIH48-230	3735

Replacement Wire Rack for Pizza Holding Tables

width x length in.	mm	weight lbs.	kg	cubic feet	model #	list
16″ x 39″	406 x 991	6	2.7	0.9	WR-39	139

pizza holding table

CATALOG SECTION 10

Additional Tables

Stainless Steel Lok-n-Fold™ Tables

18 gauge type 430 stainless steel top. Folding legs constructed of heavy gauge painted mild steel. Locking dimples, a safety mechanism, ensure legs are locked in place. Available with or without a snap-on, removable undershelf. 30⅞″ (784mm) nonadjustable height. 24″ or 30″ (610 or 762mm)-wide and available in lengths ranging from 48″ to 72″ (1219 to 1829mm). **Freight class is 70.0**.

Lok-n-Fold™ table

Lok-n-Fold™ table with removable undershelf

width x length		weight UNDERSHELF capacity		cu	WITH NO UNDERSHELF weight				WITH GALVANIZED weight				WITH STAINLESS STEEL UNDERSHELF weight			
in.	mm	lbs.	kg	ft	lbs.	kg	model #	list	lbs.	kg	model #	list	lbs.	kg	model #	list
24″ x 48″	610 x 1219	360	163.3	6.0	44	20.0	T2448F	537	61	27.7	T2448F-US	647	61	27.7	T2448F-USS	702
24″ x 60″	610 x 1524	450	204.1	7.5	48	21.8	T2460F	566	65	29.5	T2460F-US	698	65	29.5	T2460F-USS	763
24″ x 72″	610 x 1829	540	244.9	8.9	52	23.6	T2472F	645	70	31.8	T2472F-US	741	70	31.8	T2472F-USS	819
30″ x 48″	762 x 1219	450	204.1	7.4	46	20.9	T3048F	589	63	28.6	T3048F-US	665	63	28.6	T3048F-USS	716
30″ x 60″	762 x 1524	562	254.9	9.2	50	22.7	T3060F	631	69	31.3	T3060F-US	718	69	31.3	T3060F-USS	776
30″ x 72″	762 x 1829	675	306.2	11.0	56	25.4	T3072F	669	75	34.0	T3072F-US	765	75	34.0	T3072F-USS	835

NEW Rice Cooker Tables

16 gauge type 430 stainless steel tabletop features edges turned down at 90° on all four sides and cutout for rice cooker. Heavy duty zinc-plated gussets. Available with 1 ⅝″ (41mm)-diameter galvanized or stainless steel legs. Adjustable high-impact plastic feet. Available with either adjustable 18 gauge galvanized or stainless steel undershelves. Accommodates most popular brand cookers including Panasonic, Sharp, Tiger, and Zojirushi.

rice cooker table

width x length		weight		cubic	WITH GALVANIZED LEGS & UNDERSHELF		WITH STAINLESS STEEL LEGS & UNDERSHELF	
in.	mm	lbs.	kg	feet	model #	list	model #	list
32″ x 24″	813 x 610	53	24.0	4.2	T3224RCB	511	T3224RCSB	760
34″ x 24″	864 x 610	56	25.4	4.4	T3424RCB	515	T3424RCSB	764

100 Industrial Boulevard, Clayton, DE 19938-8903 U.S.A.
Phone: 800-441-8440 or 302-653-3000. Fax: 302-653-2065
http://www.eaglegrp.com

EAGLE GROUP
Profit from the Eagle Advantage®

NEW Spec-Master® Plate Cabinets — see spec sheet EG10.56 NSF

For use in modular design of chef's counters and cook lines. 15″ or 18″ (381 or 457mm) front-to-back. All-welded design. Comes with standard center shelf. Body and center shelf are heavy gauge type 430 stainless steel. Top is 14 gauge type 304 stainless steel. 1½″ (38mm) sanitary rolled rim on front, with square edge on rear and ends for flush fit.

Please note: Spec-Master® Plate Cabinets are for stationary use only.

Spec-Master® plate cabinet with open base

…with Open Base

width x length in.	mm	weight lbs.	kg	model #	list
15″ x 48″	381 x 1219	135	61.2	PC1548SE-CS	2213
15″ x 60″	381 x 1524	175	79.5	PC1560SE-CS	2363
15″ x 72″	381 x 1829	215	97.5	PC1572SE-CS	2626
15″ x 84″	381 x 2134	265	120.2	PC1584SE-CS	2739
15″ x 96″	381 x 2438	305	137.0	PC1596SE-CS	2970
15″ x 120″	381 x 3048	345	156.5	PC15120SE-CS	3611
15″ x 144″	381 x 3658	425	192.9	PC15144SE-CS	4432
18″ x 48″	457 x 1219	140	63.5	PC1848SE-CS	2360
18″ x 60″	457 x 1524	180	83.9	PC1860SE-CS	2552
18″ x 72″	457 x 1829	220	99.8	PC1872SE-CS	3126
18″ x 84″	457 x 2134	270	122.5	PC1884SE-CS	3372
18″ x 96″	457 x 2438	310	140.6	PC1896SE-CS	3611
18″ x 120″	457 x 3048	350	158.8	PC18120SE-CS	4103
18″ x 144″	457 x 3658	430	195.1	PC18144SE-CS	4924

…with Sliding Doors

width x length in.	mm	weight lbs.	kg	model #	list
15″ x 48″	381 x 1219	150	68.0	PCS1548SE-CS	2935
15″ x 60″	381 x 1524	190	86.2	PCS1560SE-CS	3085
15″ x 72″	381 x 1829	230	104.3	PCS1572SE-CS	3348
15″ x 84″	381 x 2134	295	133.8	PCS1584SE-CS	3461
15″ x 96″	381 x 2438	365	165.6	PCS1596SE-CS	3691
15″ x 120″	381 x 3048	405	183.7	PCS15120SE-CS	4333
15″ x 144″	381 x 3658	445	201.9	PCS15144SE-CS	5153
18″ x 48″	457 x 1219	155	70.3	PCS1848SE-CS	3082
18″ x 60″	457 x 1524	195	88.5	PCS1860SE-CS	3274
18″ x 72″	457 x 1829	235	106.6	PCS1872SE-CS	3848
18″ x 84″	457 x 2134	300	136.1	PCS1884SE-CS	4095
18″ x 96″	457 x 2438	370	168.6	PCS1896SE-CS	4333
18″ x 120″	457 x 3048	410	186.0	PCS18120SE-CS	4825
18″ x 144″	457 x 3658	450	204.1	PCS18144SE-CS	5647

…with Hinged Doors

width x length in.	mm	weight lbs.	kg	model #	list
15″ x 48″	381 x 1219	150	68.0	PCH1548SE-CS	2967
15″ x 60″	381 x 1524	190	86.2	PCH1560SE-CS	3117
15″ x 72″	381 x 1829	230	104.3	PCH1572SE-CS	3382
15″ x 84″	381 x 2134	295	133.8	PCH1584SE-CS	3505
15″ x 96″	381 x 2438	365	165.6	PCH1596SE-CS	3724
15″ x 120″	381 x 3048	405	183.7	PCH15120SE-CS	4364
15″ x 144″	381 x 3658	445	201.9	PCH15144SE-CS	5187
18″ x 48″	457 x 1219	155	70.3	PCH1848SE-CS	3114
18″ x 60″	457 x 1524	195	88.5	PCH1860SE-CS	3307
18″ x 72″	457 x 1829	235	106.6	PCH1872SE-CS	3880
18″ x 84″	457 x 2134	300	136.1	PCH1884SE-CS	4127
18″ x 96″	457 x 2438	370	168.6	PCH1896SE-CS	4364
18″ x 120″	457 x 3048	410	186.0	PCH18120SE-CS	4859
18″ x 144″	457 x 3658	450	204.1	PCH18144SE-CS	5679

100 Industrial Boulevard, Clayton, DE 19938-8903 U.S.A.
Phone: 800-441-8440 or 302-653-3000. Fax: 302-653-2065
http://www.eaglegrp.com

EAGLE GROUP
Profit from the Eagle Advantage®

Custom options and accessories for Sinks can be found on pages 266-267.

Sinks

412, 414, & 314 Series Sinks 126-129
Convenience Store Sinks 137
Corner Sinks 137
Countertop Drop-In Self Rim Design Sinks 138
Countertop Drop-In Sinks with Ardee Rim 139
Detachable Drainboards 141
DrainPerfect® Can Drainer 143
Floor Troughs & Drains 146-148
Hand Sinks 119-122
Hand Sinks — Accessories/Replacements 123-125
Hand Wash Sinks 123
Lavatory Sinks 137
Mop Sink 138
OEM Sink Bowls 140-141
Sinks — Accessories/Replacements 142-145
Spec-Master® FFN Series Flush Front Sinks 136
Spec-Master® FN Series Sinks — The Consultant's Choice 130-133
Special Purpose Hand Sinks 122
Supermarket Meat-Platter Sinks 136
Utility Sinks 134-135

QUALITY...VALUE...RELIABILITY.

The EAGLE Advantage® can be summed up in two concise points: price/value leadership and value-added service. Eagle Group is committed to providing you and your customer high-quality products while maintaining the cost competitiveness necessary in today's marketplace.

All 414 Series Sinks:

- Include 14˝ (356mm) deep seamless deep-drawn bowls to meet the most stringent health codes while maintaining the value and quality only a drawn bowl can offer.
- Have an extra-high 9 ½˝ (241mm) backsplash with upturn for easy and clean installation.
- Incorporate the "strength by design" feature of leg gussets welded to plates adjacent to bowls for maximum weight support and stability.
- Integral drainboards are creased for maximum drainage and fully incorporate NSF standards
- Are available in more standard sizes than the competition.
- All sinks shipped fully crated.

All FN Spec-Master® Series Sinks:

- Are constructed of 14 gauge type 304 stainless steel.
- Include 14˝ (356mm) deep fabricated type bowls to meet the most stringent health codes.
- Feature adjustable crossbracing on all four sides.
- Utilize a fabricated bowl design for those jobs where quality and durability are paramount.
- Have an extra-high 9 ½˝ (241mm) backsplash with upturn for easy and clean installation.
- Utilizes heavy duty stainless steel gussets and legs with stainless steel side stretchers.
- Integral drainboards are creased for maximum drainage and fully incorporate NSF standards.
- Are available in more standard sizes than the competition.
- All sinks shipped fully crated.

HFL-5000 Touch-Free Handwashing System

- Model #HSA-10-FE-B-T-NB-MG Eagle hand sinks with MICROGARD® antimicrobial protection (see inset at right for more information).
- T&S electronic eye faucet, splash mounted with battery and AC adapter for dual operation - with AC adapter plugged in, faucet will automatically switch to AC power and conserve battery power. Eagle part #356128.
- Purell hand sanitizing dispenser. Eagle part #352852.
- Gojo hand soap dispenser. Eagle part #352853.
- FoodHandler glove rack with single service gloves. Model #11-0012. Eagle part #352855.
- Tucel soft bristle white nail brush. Model #1832. Eagle part #348602.
- Automated touchless towel dispenser. Eagle part #352854. ***Provided by local distributor due to licensing requirements.***

model #	list
HFL-5000	3490

Optional MICROGARD®* for Hand Sinks!

(See pages 119 through 122 for applicable hand sinks.)

- MICROGARD® is an antimicrobial agent which contains built-in protection to retard the growth of a broad range of bacteria, mold and mildew on the surface that cause stains, odors and degradation.
- MICROGARD® combines inorganic antimicrobial silver ions with a patented delivery system. The patented delivery system triggers the release of silver ions which react with bacteria in three ways: 1) suffocates the cell, 2) stops the cell reproduction system, 3) stops the cell from growing.
- MICROGARD® is a second line of defense. In keeping with good hygiene practices, clean this product as usual. The protection will not wash out, while organic bactericides may.**
- MICROGARD® is applied onto top and underside of sink deck, backsplash, and inside & outside of sink bowl (excludes faucets, drains, towel/soap dispensers, waste receptacle, skirt, pedal valves, and nail brush holder).

* MICROGARD® does not protect users or others against bacteria, viruses, germs or other disease organisms. Always clean this product thoroughly after each use.

** Note: To clean, use mild soap and water, rinse, and wipe entire surface dry. Soft non-abrasive cleaners may be used when necessary. Strong abrasive cleaners will scratch and dull the surface.

100 Industrial Boulevard, Clayton, DE 19938-8903 U.S.A.
Phone: 800-441-8440 or 302-653-3000. Fax: 302-653-2065
http://www.eaglegrp.com

EAGLE GROUP
Profit from the Eagle Advantage®

Traditional Hand Sinks – see spec sheet EG20.40

Cleanest sinks in the industry. All sinks are wall mountable. Deep-drawn seamless design. Positive drain. All type 304 stainless steel. Drain included on all models. Splash mount gooseneck faucet included on all models except HSA-10. **Freight class is 85.0**.

MICROGARD® antimicrobial protection available for all hand sinks listed below except HSA-10-FL and HSA-10-FO. To order, add suffix "**-MG**" to model number (example: HSA-10-FA-**MG**) and $110 to list price.

HSA-10

HSA-10-F

HSA-10-FA

HSA-10-FAW

HSA-10-FL

HSA-10-FO

Includes:	bowl size width x length x depth in.	mm	overall size width x length x height in.	mm	weight lbs.	kg	cu ft	model #	list
4″ (102mm) centerline faucet holes, basket drain	9¾″ x 13½″ x 6¾″	248 x 343 x 173	14¾″ x 18⅞″ x 14¼″	376 x 480 x 362	10	4.5	2.8	HSA-10 *	447
faucet, basket drain	9¾″ x 13½″ x 6¾″	248 x 343 x 173	14¾″ x 18⅞″ x 14¼″	376 x 480 x 362	12	5.2	2.8	HSA-10-F	524
faucet, p-trap, tail piece, basket drain	9¾″ x 13½″ x 6¾″	248 x 343 x 173	14¾″ x 18⅞″ x 14¼″	376 x 480 x 362	14	6.4	2.8	HSA-10-FA	554
faucet with wrist handles, p-trap, tail piece, basket drain	9¾″ x 13½″ x 6¾″	248 x 343 x 173	14¾″ x 18⅞″ x 14¼″	376 x 480 x 362	14	6.4	2.8	HSA-10-FAW	705
faucet, polymer lever drain	10″ x 14″ x 5″	254 x 356 x 127	14¾″ x 18⅞″ x 12½″	376 x 480 x 318	15	6.6	2.8	HSA-10-FL	750
faucet, polymer lever drain w/overflow	10″ x 14″ x 5″	254 x 356 x 127	14¾″ x 18⅞″ x 12½″	376 x 480 x 318	13	5.6	2.8	HSA-10-FO	621

* To order hand sink with no faucet holes, add suffix "**-NH**" to model number (example: HSA-10-**NH**). $142 upcharge.

Hand Sinks with Standard Towel Dispenser and/or Soap Dispenser

– see spec sheets EG20.05 and EG20.41

Deep-drawn positive drain. All 304 series stainless steel, including the towel dispenser. Soap dispenser on all models holds 16 ounces. Drain and splash mount gooseneck faucet included on all models. Towel dispenser holds 4″ x 10″ (102 x 254mm) C-fold disposable paper towels. **Freight class is 85.0**.

Electronic models of hand sinks with standard towel dispenser and/or soap dispenser available — see page 120.

MICROGARD® antimicrobial protection available for all hand sinks listed except HSA-10-FLDP and HSA-10-FODP . To order, add suffix "**-MG**" to model number (example: HSA-10-FDP-**MG**) and $110 to list price.

HSA-10-FDP

HSA-10-FDPS

HSA-10-FLDP

HSA-10-FODP

HSA-10-F-DS

HSAN-10-F-DS

Includes:	bowl size width x length x depth in.	mm	overall size width x length x height in.	mm	weight lbs.	kg	cu ft	model #	list
faucet, towel dispenser, soap dispenser, basket drain	9¾″ x 13½″ x 6¾″	248 x 343 x 173	14¾″ x 19¼″ x 28¼″	376 x 489 x 718	27	12.2	6.2	HSA-10-FDP	1103
faucet, towel dispenser, soap dispenser, skirt, basket drain	9¾″ x 13½″ x 6¾″	248 x 343 x 173	14¾″ x 19¼″ x 28¼″	376 x 489 x 718	34	15.4	6.2	HSA-10-FDPS *	1684
faucet, towel dispenser, soap dispenser, polymer lever drain	10″ x 14″ x 5″	254 x 356 x 127	14¾″ x 19¼″ x 26 7/16″	376 x 489 x 672	27	12.2	6.2	HSA-10-FLDP	1324
faucet, towel dispenser, soap dispenser, polymer lever drain w/overflow	10″ x 14″ x 5″	254 x 356 x 127	14¾″ x 19¼″ x 26 7/16″	376 x 489 x 672	27	12.2	6.2	HSA-10-FODP	1355
faucet, deck-mount soap dispenser, basket drain	9¾″ x 13½″ x 6½″	248 x 343 x 165	14 13/16″ x 18 13/16″ x 14¼″	376 x 478 x 362	12	5.2	2.8	HSA-10-F-DS **	691
faucet, deck-mount soap dispenser, basket drain	13½″ x 9¾″ x 6½″	343 x 248 x 165	17 13/16″ x 12⅛″ x 14¼″	457 x 308 x 362	12	5.2	2.8	HSAN-10-F-DS **	796

* Overall height does not include skirt. **Overall height does not include soap dispenser globe.

CATALOG SECTION 20

Electronic Hand Sinks - AC Power – see spec sheets EG20.07 and EG20.42

Ideal for conserving water and minimizing contamination. Electronic "eye" sensor beam activates water flow . Sensor beam adjusts from 3″ to 12″ (76 to 305mm). Requires 120-volt, 15-amp electricity. 12-volt adapter included. All hand sinks feature splash mount gooseneck spout. Lever or basket drain included. Y -Inlet Non-Adjustable Mixing Valve included. For regulating water temperature, Temperature Adjustment Valve (see bottom of this page) is required. **Freight class is 85.0**.

MICROGARD® antimicrobial protection available for all hand sinks listed below except HSA-10-FOE and HSA-10-FODPE. T o order, add suffix "**-MG**" to model number (example: HSA-10-FE-**MG**) and $110 to list price.

HSA-10-FE

HSA-10-FOE

HSA-10-FA-PE

HSA-10-FDPE

HSA-10-FODPE

HSA-10-FDPEE

Includes:	bowl size width x length x depth in.	mm	overall size width x length x height in.	mm	weight lbs.	kg	cu ft	model #	list
spout, electronic eye, and basket drain	9¾″ x 13½″ x 6¾″	248 x 343 x 173	14¾″ x 18⅞″ x 14¼″	376 x 480 x 362	14	6.3	2.8	HSA-10-FE *	1908
spout, electronic eye, and polymer lever drain with overflow	10″ x 14″ x 5″	254 x 356 x 127	14¾″ x 18⅞″ x 12½″	376 x 480 x 318	13	5.7	2.8	HSA-10-FOE	2005
spout, electronic eye, soap dispenser, P-trap, tail piece, and basket drain	9¾″ x 13½″ x 6¾″	248 x 343 x 173	14¾″ x 18⅞″ x 40¾″	376 x 480 x 1036	28	12.7	5.9	HSA-10-FA-PE	2539
spout, electronic eye, soap dispenser, towel dispenser, and basket drain	9¾″ x 13½″ x 6¾″	248 x 343 x 173	14¾″ x 19¼″ x 28¼″	376 x 489 x 718	27	12.2	6.2	HSA-10-FDPE *	2730
spout, electronic eye, soap dispenser, towel dispenser, and polymer lever drain with overflow	10″ x 14″ x 5″	254 x 356 x 127	14¾″ x 19¼″ x 26 7/16″	376 x 489 x 672	27	12.2	6.2	HSA-10-FODPE	2742
spout, electronic eye, towel dispenser, electronic soap dispenser, and basket drain	9¾″ x 13½″ x 6¾″	248 x 343 x 173	14¾″ x 19¼″ x 29¾″	376 x 489 x 757	29	13.2	6.2	HSA-10-FDPEE *	2992

*Optional waste receptacle available for models HSA-10-FE, HSA-10-FPDE, and HSA-10-FDPEE. See page 125.

Options/Replacements for Electronic Hand Sinks

battery-powered electronic-eye faucet


temperature adjuster

non-adjustable Y-inlet mixing valve

Optional Battery-Powered Electronic-Eye Faucet

Additional charge in lieu of 120-volt electronic faucet other wise included with sinks on this page only . Comes with temperature adjustment valve.

description	model #	list
Splash mount. Comes with 6-volt battery and built-in low-battery indicator	add suffix "**-B**" to model #	add $248 to unit price

Optional Temperature Adjustment Valve ("Mixing Valve")

Regulates water temperature on all hand sinks with electronic eye. Cast brass body. ⅜″ (10mm) all connections.

description	model #	list
Includes built-in check valves to prevent backflow and adjustment screw valves to mix hot and cold	326015	95

Replacement Non-Adjustable Y-Inlet Mixing Valve

Standard on all electronic hand sinks. "Y" shaped single-piece component. Chrome-plated brass body.

description	model #	list
Male connections; threads are 9/16-24 UNEF	342938	28

100 Industrial Boulevard, Clayton, DE 19938-8903 U.S.A.
Phone: 800-441-8440 or 302-653-3000. Fax: 302-653-2065
http://www.eaglegrp.com

EAGLE GROUP
Profit from the Eagle Advantage®

Electronic Hand Sinks - Battery Power

These sinks feature a battery-powered electronic-eye faucet which operates on a 6-volt battery with a life of 1-3 years, depending on usage, and standard Y-Inlet Non-Adjustable Mixing Valve. Also included is a "low battery" indicator light. **Freight class is 85.0**. MICROGARD® antimicrobial protection available for all sinks except #HSAP-14-ADA-FE-B. To order, add suffix "**-MG**" to model number (example: HSA-10-FE-B-DS-**MG**) and $110 to list price.

HSA-10-FDPEE-B-T

HSA-10-FE-B-DS

HSAN-10-FE-B-DS

HSAP-14-ADA-FE-B

HSA-10-FE-B-NB-MG

HSA-10-FE-B-T-NB-MG

Includes:	bowl size width x length x depth in.	mm	overall size width x length x height in.	mm	weight lbs.	kg	cu ft	model #	list
battery-powered electronic eye faucet, towel dispenser, electronic soap dispenser, waste receptacle & skirt, and basket drain	9¾″ x 13½″ x 6¾″	248 x 343 x 173	14¾″ x 18⅞″ x 39¾″	376 x 480 x 1010	46	20.9	6.2	HSA-10-FDPEE-B-T	4197
battery-powered electronic eye faucet, deck-mount soap dispenser, basket drain	9¾″ x 13½″ x 6¾″	248 x 343 x 173	14 13/16″ x 19⅞″ x 14¼″	376 x 505 x 362	12	5.2	2.8	HSA-10-FE-B-DS *	2370
battery-powered electronic eye faucet, deck-mount soap dispenser, basket drain	13½″ x 9¾″ x 6¾″	343 x 248 x 171	17 13/16″ x 12⅛″ x 14¼″	457 x 308 x 362	12	5.2	2.8	HSAN-10-FE-B-DS*	2655
battery-powered electronic eye faucet, basket drain, c-fold towel dispenser in front, deck-mt soap dispenser, skirt	16″ x 14″ x 5″	406 x 356 x 127	24″ x 22″ x 24½″	610 x 559 x 623	15	6.8	6.2	HSAP-14-ADA-FE-B	4186
battery-powered electronic eye faucet, splash-mount nail brush holder, nail brush, MICROGARD® antimicrobial protection, basket drain	9¾″ x 13½″ x 6¾″	248 x 343 x 173	14 13/16″ x 19⅞″ x 14¼″	376 x 505 x 362	12	5.2	2.8	HSA-10-FE-B-NB-MG	2416
battery-powered electronic eye faucet, splash-mount nail brush holder, nail brush, MICROGARD® antimicrobial protection, waste receptacle & skirt, basket drain	9¾″ x 13½″ x 6¾″	248 x 343 x 173	14 13/16″ x 19⅞″ x 30½″	376 x 505 x 775	29	13.1	3.2	HSA-10-FE-B-T-NB-MG	2977

* Overall height does not include soap dispenser globe.

Miscellaneous Hand Sinks... – see spec sheets EG20.21 EG20.31 EG20.44

MICROGARD® antimicrobial protection available for all sinks listed below. To order, add suffix "**-MG**" to model number (example: HSA-10-FK-**MG**) and $110 to list price. **Freight class is 85.0**.

HSA-10-FA-P

HSA-10-FA-1P

HSA-10-FK

HSA-10-1FK

HSA-10-FDPK

HSA-10-FW

HSA-10-FAW

HSA-10-FTWS

Includes:	bowl size width x length x depth in.	mm	overall size width x length x height in.	mm	weight lbs.	kg	cu ft	model #	list
...with Knee/Foot Valve Operation									
spout, pedal valves, P-trap, tail piece, basket drain	9¾″ x 13½″ x 6¾″	248 x 343 x 173	14¾″ x 18⅞″ x 40¾″	376 x 480 x 1036	32	14.5	5.9	HSA-10-FA-P	1159
spout, single pedal valve, P-trap, tail piece, basket drain	9¾″ x 13½″ x 6¾″	248 x 343 x 173	14¾″ x 18⅞″ x 40¾″	376 x 480 x 1036	32	14.5	5.9	HSA-10-FA-1P	1159
spout, knee pedals, skirt, and basket drain	9¾″ x 13½″ x 6¾″	248 x 343 x 173	14¾″ x 18⅞″ x 14¼″	376 x 480 x 363	27	12.2	3.1	HSA-10-FK*	1136
spout, single knee pedal, skirt, and basket drain	9¾″ x 13½″ x 6¾″	248 x 343 x 173	14¾″ x 18⅞″ x 14¼″	376 x 480 x 363	27	12.2	3.1	HSA-10-1FK*	1136
spout, knee pedals, skirt, soap dispenser, towel dispenser, basket drain	9¾″ x 13½″ x 6¾″	248 x 343 x 173	14¾″ x 19¼″ x 28¼″	376 x 489 x 718	38	17.2	6.2	HSA-10-FDPK*	1740
...with Standard Wrist Handles									
faucet with wrist handles, basket drain	9¾″ x 13½″ x 6¾″	248 x 343 x 173	14¾″ x 18⅞″ x 14¼″	376 x 480 x 363	14	6.4	2.8	HSA-10-FW	605
faucet with wrist handles, P-trap, tail piece, basket drain	9¾″ x 13½″ x 6¾″	248 x 343 x 173	14¾″ x 18⅞″ x 14¼″	376 x 480 x 362	14	6.4	2.8	HSA-10-FAW	705
...with Tubular Wall Support									
faucet, tubular wall brackets, basket drain	9¾″ x 13½″ x 6¾″	248 x 343 x 173	14¾″ x 18⅞″ x 14¼″	376 x 480 x 363	20	9.0	3.1	HSA-10-FTWS	827

* Overall height does not include skirt and knee valves.

CATALOG SECTION 20

Special Purpose Hand Sinks

Designed for unique applications, the following units come standard with faucet and basket drain. **Freight class is 85.0**.

HSAD-10-F

HSAP-14-FW

HSAP-14-ADA-FE-B

HSAE-10-FA

HSA-10-FDP-T

HSAN-10-F

HSANT-FS

HSA-10-8F

Hand Sink with Deck Mount Faucet – see spec sheet EG20.36

Includes:	bowl size width x length x depth in.	mm	overall size width x length x height in.	mm	weight lbs.	kg	cu ft	model #	list
faucet and basket drain	9¾″ x 13½″ x 6¾″	249 x 343 x 171	16½″ x 18⅞″ x 14¼″	419 x 479 x 363	14	6.4	2.6	HSAD-10-F	484

Physically Challenged Hand Sinks – see spec sheet EG20.45

Includes:	bowl size width x length x depth in.	mm	overall size width x length x height in.	mm	weight lbs.	kg	cu ft	model #	list
faucet, basket drain, and wall brackets	16″ x 14″ x 5″	406 x 356 x 127	24⅛″ x 19″ x 16½″	613 x 483 x 419	15	6.8	3.7	HSAP-14-FW	1509
battery-powered electronic eye splash-mount faucet, c-fold towel dispenser in front, deck mount soap dispenser, skirt, basket drain	16″ x 14″ x 5″	406 x 356 x 127	24″ x 22″ x 24½″	610 x 559 x 623	15	6.8	6.2	HSAP-14-ADA-FE-B	4186

Economical Hand Sink – see spec sheet EG20.37

Faucet is deck mounted gooseneck.

Includes:	bowl size width x length x depth in.	mm	overall size width x length x height in.	mm	weight lbs.	kg	cu ft	model #	list
faucet, basket drain, wall brackets, and 4″ (102mm)-high backsplash	10″ x 14″ x 5″	254 x 356 x 127	15″ x 16¾″ x 9″	381 x 425 x 229	10	4.5	1.3	HSAE-10-FA	583

Hand Sink with Waste Receptacle – see spec sheet EG20.20 — Patent protected

U.S. Patent #5,732,422. Faucet is splash mounted gooseneck. MICROGARD® antimicrobial protection available. To order, add suffix "**-MG**" to model number (example: HSA-10-FDPS-**MG**) and $110 to list price.

Includes:	bowl size width x length x depth in.	mm	overall size width x length x height in.	mm	weight lbs.	kg	cu ft	model #	list
faucet, basket drain, soap dispenser, towel dispenser, waste skirt, and waste receptacle	9¾″ x 13½″ x 6¾″	248 x 343 x 173	14¾″ x 19¼″ x 44¾″	376 x 480 x 1137	46	20.9	9.3	HSA-10-FDP-T	1608

Space-Saver Series Hand Sinks – see spec sheet EG20.43

Only 12″ (305mm) side-to-side to maximum space efficiency. MICROGARD® antimicrobial protection available for model #HSAN-10-F only. To order, add suffix "**-MG**" to model number (example: HSA-10-FDPS-**MG**) and $110 to list price.

Includes:	bowl size width x length x depth in.	mm	overall size width x length x height in.	mm	weight lbs.	kg	cu ft	model #	list
splash mount faucet, basket drain	13½″ x 9¾″ x 6¾″	343 x 248 x 171	18″ x 12″ x 14¼″	457 x 305 x 362	12	5.2	2.8	HSAN-10-F	623
deck mount faucet, basket drain	13½″ x 9¾″ x 6¾″	343 x 248 x 171	19⅝″ x 12″ x 14¼″	498 x 305 x 362	12	5.2	2.8	HSAND-10-F	520

Space-Saver Hand Sinks with 19½″ (493mm) Backsplash and Skirt

Includes:	bowl size width x length x depth in.	mm	overall size width x length x height in.	mm	weight lbs.	kg	cu ft	model #	list
faucet, 19″ (483mm)-high backsplash, basket drain	13½″ x 9¾″ x 6¾″	343 x 248 x 171	18″ x 12″ x 26½″	457 x 305 x 673	13	5.8	3.5	HSANT-FS	736

Hand Sink with 8″ (203mm) Faucet Holes

Accommodates 8″ (203mm) splash mounted faucet. MICROGARD® antimicrobial protection available. To order, add suffix "**-MG**" to model number (example: HSA-10-F8-**MG**) and $110 to list price.

Includes:	bowl size width x length x depth in.	mm	overall size width x length x height in.	mm	weight lbs.	kg	cu ft	model #	list
8″ (203mm) centerline faucet holes, basket drain (no faucet)	9¾″ x 13½″ x 6¾″	248 x 343 x 173	14¾″ x 18⅞″ x 14¼″	376 x 480 x 362	10	4.5	2.8	HSA-10-8	475
faucet on 8″ (203mm) center, basket drain	9¾″ x 13½″ x 6¾″	248 x 343 x 173	14¾″ x 18⅞″ x 14¼″	376 x 480 x 362	12	5.2	2.8	HSA-10-8F	558

100 Industrial Boulevard, Clayton, DE 19938-8903 U.S.A.
Phone: 800-441-8440 or 302-653-3000. Fax: 302-653-2065
http://www.eaglegrp.com

EAGLE GROUP
Profit from the Eagle Advantage®

Hand Wash Sinks – see spec sheet EG20.47

Features type 304 stainless steel all-welded construction, 1½″ (38mm) bull nose front edge, hinged door with pull handle and magnetic catch, pump-action soap dispenser on rear deck, built-in front-loading C-fold towel dispenser located in front of sink bowl, deck-mounted faucet, basket drain and crumb cup. **Freight class is 85.0**.

Space-Saver Models

Wall-mountable. Furnished with Z-clips to secure to wall.

bowl size width x length x depth in.	bowl size mm	overall size width x length x height in.	overall size mm	weight lbs.	weight kg	WITH STANDARD FAUCET model #	list	WITH T&S FAUCET model #	list
9¼″ x 11½″ x 6″	235 x 292 x 152	16 9/16″ x 14″ x 21 7/16″	421 x 356 x 545	28	12.7	HWC-E	2103	HWC-T	2295

Drop-In Models

bowl size width x length x depth in.	bowl size mm	overall size width x length x height in.	overall size mm	weight lbs.	weight kg	WITH STANDARD FAUCET model #	list	WITH T&S FAUCET model #	list
9¼″ x 11½″ x 6″	235 x 292 x 152	17½″ x 16½″ x 17¼″	445 x 419 x 438	29	13.2	HWB-E	2199	HWB-T	2390

space-saver model hand wash sink

Hand Sink Accessories/Replacements – see spec sheet EG20.52

Faucets/Spouts/Components

All faucets below feature 4″ (102mm) centers, except where noted.

Standard Faucets

description	model #	list
splash mounted	303987	145
wrist handles for faucet #303987	307120	91
splash mounted with wrist handles	306495	301
deck mounted	302004	160
deck mounted, 8″ (203mm) spout	301248	143
drinking bubbler	318495	507
splash mounted, gooseneck, 8″ (203mm) center	313075	141

splash mounted faucet

deck mounted faucet

deck mounted faucet with 8″ spout

Repair Kit for Standard faucets

For faucets #303987, 302004, and 301248 only.

description	model #	list
consists of hot/cold stems, handles, seats, bonnet nuts, and O-rings	303975	86

T&S Extra Heavy Duty Faucets

OUR BEST

Top quality faucets.

description	model #	list
splash mounted	306134	468
splash mounted, wrist handles	313305	466

T&S splash mounted faucet with wrist handles

Spouts/Spout Assemblies

description	model #	list
splash mounted replacement gooseneck for 120V AC electronic or pedal-operated models	312162	293

splash mounted spout

Shut-Off Valve

Antibacterial surface. Screws onto faucet aerator. Polished chrome finish.

description	model #	list
shut-off push bar	349921	61

shut-off valve

Faucet-Mount Emergency Eye Wash Unit

Fits in place of standard aerator on spout. Comes with two dust covers. Polished chrome finish.

description	model #	list
pull valve activates fountain	326272	412

emergency eye wash unit

Battery-Powered Electronic-Eye Faucet

Offered as an option to sinks on page 120 (by adding suffix " **-B**"), or as a replacement faucet for sinks on page 121 via the model number below

description	model #	list
Splash mount. Comes with 6-volt battery and built-in low-battery indicator	326014	1523

battery-powered electronic-eye faucet

CATALOG SECTION 20

Hand Sink Accessories/Replacements – see spec sheet EG20.52

anti-scald valve


temperature adjustment valve

non-adjustable Y-inlet mixing valve

foot pedal valve

knee pedal valve

model #318496 towel dispenser


model #DP-10 towel dispenser

conventional soap dispenser

soap dispenser with electric eye

lever drain

tail piece

P-trap

Valves

Anti-Scald Valve

Recommended for use with faucet-mount emergency eye wash unit (see page 123). Features automatic shutdown with either hot or cold water failure.

description	model #	list
1/2″ (13mm) NPT, 100 - 145°F	326696	548

Temperature Adjustment Valve ("Mixing Valve")

For hand sinks with electronic-eye faucet. Cast brass body. ⅜″ (10mm) all connections.

description	model #	list
Includes built-in check valves to prevent backflow and adjustment screw valves to mix hot and cold	326015	95

Non-Adjustable Y-Inlet Mixing Valve

For electronic hand sinks and hand sinks with single pedal valves only. "Y" shaped single-piece component. Chrome-plated brass body.

description	model #	list
Male connections; threads are 9/16-24 UNEF	342938	28

Pedal Valves

	DOUBLE PEDALS		SINGLE PEDALS	
description	model #	list	model #	list
foot pedal valve, floor mount	300604	326	355994	326
knee pedal valve	313481	437	351738	437

Towel/Soap Dispensers

Type 304 stainless steel.

description	model #	list
towel dispenser with conventional soap dispenser	DP-10 *	718
towel dispenser with electric eye soap dispenser	DP-20 *	1492
towel dispenser	318496	251

*Fits all HSA hand sinks except Space Saver models

Soap Dispensers

description	model #	list
soap dispenser, conventional	300602	27
soap dispenser, wall mounted with electric eye	359752	192
soap dispenser, deck-mount, 16-oz	324074	111

Drains

	MAXIMUM FLOW RATE			
description	gallons per minute	gallons per hour	model #	list
polymer lever drain fits 3.5″ (89mm)-diameter holes	11	660	319931	68
overflow assembly for lever drain #319931 (above)	-	-	319932	31
1.5″ (38mm) drain assembly	12	720	300886	11
mini crumb cup for 1.5″ (38mm) drain	-	-	300966	5
crumb cup strainer assembly	18	1080	300287	18
cast metal lever drain with overflow assembly, with 7.25″ (185mm)-long lever, fits 3.5″ (89mm)-diameter holes	-	-	347771	180

Plumbing

description	model #	list
tail piece, nickel-plated	300791	14
P-trap, nickel-plated	300789	79

100 Industrial Boulevard, Clayton, DE 19938-8903 U.S.A.
Phone: 800-441-8440 or 302-653-3000. Fax: 302-653-2065
http://www.eaglegrp.com

EAGLE GROUP
Profit from the Eagle Advantage®

Hand Sink Accessories/Replacements – see spec sheet EG20.52

Hot Water Heater – see spec sheet EG20.10

Comes with stainless steel pedestal with locking access door . Heater features insulated tank with a 2.5 gallon (9.5 liter) capacity, and drain. Preset at 120° F, adjusts from 110° to 170°F. Operates on 110-120V current. 12.5A 1500W electricity . Furnished with NEMA 5-15 plug. Mixing valve included.

To order, add suffix " **-WH**" to model number and add $2000 to list price of hand sink. Example: HSA-10-FDPEE**-WH** (pictured)

for models:	model #	add to list
HSA-10; HSA-10-F; HSA-10-FA; HSA-10-FDP; HSA-10-FE; HSA-10-FDPE; HSA-10-FDPEE; HSA-10-FW; and HSAD-10-F.	add suffix **"-WH"**	2000

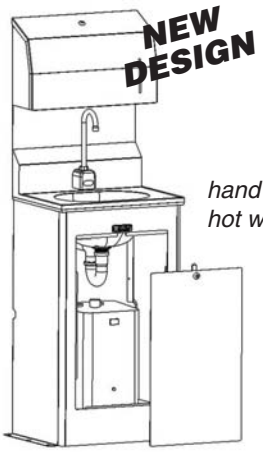

hand sink with hot water heater

Waste Receptacle

U.S. Patent #5,732,422. 20 gauge stainless steel. Removable. Comes with skirt. Must be factory installed. To order, add suffix **"-T"** to hand sink model number. Example: HSA-10-F**-T**.

for models:	model #	list
HSA-10; HSA-10-F; HSA-10-FA; HSA-10-FDP; HSA-10-FE; HSA-10-FDPE; HSA-10-FDPEE; and HSA-10-FW	add suffix **"-T"**	542

HSA-10-FDP-T hand sink with waste receptacle

waste receptacle

End Splashes

Type 304 stainless steel. Note: Will not work with Space Saver Hand Sinks (page 122) that have faucets with wrist handles.

Factory-installed

To order, add suffix **"-LS"** (left end splash), **"-RS"** (right end splash), or **"-LRS"** (both end splashes). Example: HSA-10-F**-LRS**.

Note: MICROGARD® cannot be put on hand sinks with end splashes.

description	model #	list
left end splash only	add suffix **"-LS"**	201
right end splash only	add suffix **"-RS"**	201
left and right end splash	add suffix **"-LRS"**	402

For Field-installation

description	model #	list
screw-on side splash can be used for right or left application, hardware included	HSA-SSK	128

hand sink with optional end splashes

Wall Brackets

14 gauge type 304 stainless steel.

description	model #	list
side mounting, one pair, does not fit Space Saver models	606396	188

wall bracket

Skirt Assembly

Type 304 stainless steel.

fits models:	model #	list
HSA-10; HSA-10-F; HSA-10-FA; HSA-10-FDP; HSA-10-FE; HSA-10-FDPE; HSA-10-FDPEE; and HSA-10-FW.	606215	424
HSAN-10-F, HSAND-10-F	607560	300

skirt assembly

Nail Brush and Nail Brush Holder

Infectious-control nail brush is made of FDA-approved material. Nail brush holder is stainless steel splash mount. To order nail brush and nail brush holder , add suffix " **-NB**" to hand sink model number . Example: HSA-10-F**-NB**

description	model #	list
nail brush and nail brush holder	add suffix "**-NB**"	97
nail brushes, case of 24	NB-24	71

nail brush

nail brush holder

CATALOG SECTION 20

412, 414, and 314 Series Sinks — Deep Drawn Construction

One-Compartment Sinks

2″-wide euro-style edging

one-compartment sink with double drainboards

Deep drawn seamless coved corner sink bowls of all units have a generous radius and are rectangular for maximum capacity. ***NEW*** euro-style edging on front and sides. Legs are galvanized, 1 ⅝″ (41mm)-diameter and welded adjacent to sink bowl for maximum stability and support. Crossbraced front-to-back with 1″ (25mm)-diameter galvanized tubing. Leg gussets are welded to a die-cut heavy-gauge reinforcing plate. 9½″ (241mm) standard backsplash includes 1″ (25mm) upturn and tile edge for easy installation and feathering to wall/splash surface. Basket-type waste drains are included to fit sink bowl's 3½″ (89mm) opening and feature 1½″ (38mm) outlet. 30″ and 36″ (762 and 914mm) drainboards available upon request. All shipping weights and cubic feet are approximate. All sinks shipped fully crated. **Freight class is 150.0**.

412 series — All heavy gauge type 430 construction. 10½″ (267mm)-deep sink bowls. 44½″ (1130mm) overall height.

414 series — 14″ (356mm)-deep heavy gauge type 304 sink bowls with type 430 drainboards, and backsplash. 44½″ (1130mm) overall height.

314 series — All heavy gauge type 304 construction. 14″ (356mm)-deep sink bowls. 44½″ (1130mm) overall height.

Optional stainless steel legs with front-to-back crossbracing available (does not include stainless steel feet). To order, add $314 to list price and suffix **"-SL"** to model number (example: 414-16-1-**SL**). To order stainless steel legs and gussets, add $430 to list price and suffix **"-SLG"** to model number (example: 414-16-1-**SLG**).

Optional left-to-right crossbracing available. For galvanized, add 5% to list price and suffix **"-CBG"** to model number. For stainless steel (does not include stainless steel legs), add 10% to list price and suffix **"-CBS"** to model number (example: 414-16-1-**CBS**).

Optional twist drain brackets available. **Works in conjunction with new optional twist handle drains (not included – see page 145)**. To order, add $26 per compartment to list price and suffix "**-TB**" to model number. Example: 414-16-1-**TB**. For overflow hole (does not include drain), add $37 per compartment to list price and suffix "**-OF**" to model number (example: 414-16-1-**OF**).

For sink accessories, see pages 142-145. For sink kits, see page 142.

One Compartment, No Drainboards

bowl size width x length in.	bowl size mm	drainboard length in.	drainboard length mm	weight lbs.	weight kg	cu ft	overall size width x length in.	overall size mm	GOOD 412 Series — see spec sheet EG20.03 model #	list	BETTER 414 Series — see spec sheet EG20.23 model #	list	BEST 314 Series — see spec sheet EG20.27 model #	list
20″ x 16″	508 x 406	n/a		40	18.1	10.5	27½″ x 23¼″	699 x 591	412-16-1	1464	414-16-1	1684	314-16-1	1905
24″ x 18″	610 x 457	n/a		45	20.4	10.0	31¾″ x 25½″	807 x 648	n/a		414-18-1	1972	314-18-1	2205
22″ x 22″	559 x 559	n/a		55	24.9	14.5	29¾″ x 29½″	756 x 749	n/a		414-22-1	2097	314-22-1	2217
24″ x 24″	610 x 610	n/a		60	27.2	16.5	31¾″ x 31½″	807 x 800	n/a		414-24-1	2127	314-24-1	2368

One Compartment, One Drainboard (right or left)

bowl size width x length in.	bowl size mm	drainboard length in.	drainboard length mm	weight lbs.	weight kg	cu ft	overall size width x length in.	overall size mm	412 Series — see spec sheet EG20.03 model #	list	414 Series — see spec sheet EG20.23 model #	list	314 Series — see spec sheet EG20.27 model #	list
20″ x 16″	508 x 406	18″	457	59	26.8	18.1	27½″ x 38⅞″	699 x 987	412-16-1-18R or L	2055	414-16-1-18R or L	2308	314-16-1-18R or L	2558
		24″	610	65	29.5	19.5	27½″ x 44⅞″	699 x 1140	412-16-1-24R or L	2072	414-16-1-24R or L	2336	314-16-1-24R or L	2590
24″ x 18″	610 x 457	18″	457	64	29.0	22.0	31¾″ x 40¾″	807 x 1035	n/a		414-18-1-18R or L	2673	314-18-1-18R or L	2940
		24″	610	70	31.8	22.9	31¾″ x 46¾″	807 x 1188			414-18-1-24R or L	2692	314-18-1-24R or L	2961
22″ x 22″	559 x 559	18″	457	74	33.6	23.0	29¾″ x 45″	756 x 1143	n/a		414-22-1-18R or L	2920	314-22-1-18R or L	3026
		24″	610	80	36.3	26.0	29¾″ x 51″	756 x 1295			414-22-1-24R or L	2939	314-22-1-24R or L	3047
24″ x 24″	610 x 610	18″	457	79	35.8	25.0	31¾″ x 46¾″	807 x 1188	n/a		414-24-1-18R or L	3065	314-24-1-18R or L	3335
		24″	610	85	38.6	28.6	31¾″ x 52¾″	787 x 1340			414-24-1-24R or L	3097	314-24-1-24R or L	3385

One Compartment, Double Drainboards

bowl size width x length in.	bowl size mm	drainboard length in.	drainboard length mm	weight lbs.	weight kg	cu ft	overall size width x length in.	overall size mm	412 Series — see spec sheet EG20.03 model #	list	414 Series — see spec sheet EG20.23 model #	list	314 Series — see spec sheet EG20.27 model #	list
20″ x 16″	508 x 406	18″	457	78	35.4	25.7	27½″ x 54½″	699 x 1384	412-16-1-18	2179	414-16-1-18	2416	314-16-1-18	2673
		24″	610	90	40.8	30.8	27½″ x 66½″	699 x 1689	412-16-1-24	2185	414-16-1-24	2495	314-16-1-24	2754
24″ x 18″	610 x 457	18″	457	83	37.6	29.6	31¾″ x 56″	807 x 1422	n/a		414-18-1-18	2760	314-18-1-18	3032
		24″	610	95	43.1	38.1	31¾″ x 68″	807 x 1727			414-18-1-24	2785	314-18-1-24	3058
22″ x 22″	559 x 559	18″	457	93	42.2	30.3	29¾″ x 60½″	756 x 1537	n/a		414-22-1-18	3022	314-22-1-18	3127
		24″	610	105	47.6	37.1	29¾″ x 72½″	756 x 1842			414-22-1-24	3048	314-22-1-24	3153
24″ x 24″	610 x 610	18″	457	98	44.5	32.5	31¾″ x 62″	807 x 1575	n/a		414-24-1-18	3190	314-24-1-18	3413
		24″	610	110	49.9	40.6	31¾″ x 74″	807 x 1880			414-24-1-24	3239	314-24-1-24	3535

100 Industrial Boulevard, Clayton, DE 19938-8903 U.S.A.
Phone: 800-441-8440 or 302-653-3000. Fax: 302-653-2065
http://www.eaglegrp.com

EAGLE GROUP
Profit from the Eagle Advantage®

412, 414, and 314 Series Sinks — Deep Drawn Construction

CATALOG SECTION 20

Two-Compartment Sinks

Deep drawn seamless coved corner sink bowls of all units have a generous radius and are rectangular for maximum capacity. ***NEW*** euro-style edging on front and sides. Legs are galvanized, 1 ⅝″ (41mm)-diameter and welded adjacent to sink bowl for maximum stability and support. Crossbraced front-to-back with 1″ (25mm)-diameter galvanized tubing. Leg gussets are welded to a die-cut heavy-gauge reinforcing plate. 9½″ (241mm) backsplash includes 1″ (25mm) upturn and tile edge for easy installation and feathering to wall/splash surface. Basket-type waste drains are included to fit sink bowls' 3½″ (89mm) opening and feature 1½″ (38mm) outlet. 30″ and 36″ (762 and 914mm) drainboards available upon request. All shipping weights and cubic feet are approximate. All sinks shipped fully crated. **Freight class is 150.0**.

412 series — All heavy gauge type 430 construction. 10½″ (267mm)-deep sink bowls. 44½″ (1130mm) overall height.

414 series — 14″ (356mm)-deep heavy gauge type 304 sink bowls with type 430 drainboards, and backsplash. 44½″ (1130mm) overall height.

314 series — All heavy gauge type 304 construction. 14″ (356mm)-deep sink bowls. 44½″ (1130mm) overall height.

Optional stainless steel legs with front-to-back crossbracing available (does not include stainless steel feet). To order, add $314 to list price and suffix **"-SL"** to model number (example: 414-16-2**-SL**). To order stainless steel legs and gussets, add $430 to list price and suffix **"-SLG"** to model number (example: 414-16-2**-SLG**).

Optional left-to-right crossbracing available. For galvanized, add 5% to list price and suffix **"-CBG"** to model number. For stainless steel (does not include stainless steel legs), add 10% to list price and suffix **"-CBS"** to model number. Example: 414-16-2**-CBG**.

Optional twist drain brackets available. **Works in conjunction with new optional twist handle drains (not included – see page 145.)** To order, add $26 per compartment to list price and suffix "**-TB**" to model number. Example: 414-16-2-**TB**. For over flow hole (does not include drain), add $37 per compartment to list price and suffix "**-OF**" to model number (example: 414-16-2-**OF**).

For sink accessories, see pages 142-145. For sink kits, see page 142.

two-compartment sink with double drainboards

Two Compartments, No Drainboards

bowl size width x length in.	bowl size width x length mm	drainboard length in.	drainboard length mm	weight lbs.	weight kg	cu ft	overall size width x length in.	overall size width x length mm	GOOD 412 Series — see spec sheet EG20.03 model #	list	BETTER 414 Series — see spec sheet EG20.24 model #	list	BEST 314 Series — see spec sheet EG20.28 model #	list
20″ x 16″	508 x 406	n/a		64	29.0	18.1	27½″ x 41″	699 x 1041	412-16-2	2004	414-16-2	2307	314-16-2	2557
24″ x 18″	610 x 457	n/a		75	33.8	24.0	31¾″ x 45½″	807 x 1156	n/a		414-18-2	2654	314-18-2	3066
22″ x 22″	559 x 559	n/a		80	36.3	25.8	29¾″ x 53½″	756 x 1359	n/a		414-22-2	2897	314-22-2	3158
24″ x 24″	610 x 610	n/a		90	40.8	29.6	31¾″ x 57½″	807 x 1461	n/a		414-24-2	3201	314-24-2	3637

Two Compartments, One Drainboard (right or left)

bowl size width x length in.	bowl size width x length mm	drainboard length in.	drainboard length mm	weight lbs.	weight kg	cu ft	overall size width x length in.	overall size width x length mm	412 Series — see spec sheet EG20.03 model #	list	414 Series — see spec sheet EG20.24 model #	list	314 Series — see spec sheet EG20.28 model #	list
20″ x 16″	508 x 406	18″	457	83	37.6	25.7	27½″ x 56⅝″	699 x 1438	412-16-2-18R or L	2656	414-16-2-18R or L	3052	314-16-2-18R or L	3338
		24″	610	89	40.4	28.3	27½″ x 62⅝″	699 x 1591	412-16-2-24R or L	2683	414-16-2-24R or L	3099	314-16-2-24R or L	3529
24″ x 18″	610 x 457	18″	457	94	42.6	33.0	31¾″ x 60¾″	807 x 1543	n/a		414-18-2-18R or L	3564	314-18-2-18R or L	4017
		24″	610	100	45.4	35.0	31¾″ x 66¾″	807 x 1696			414-18-2-24R or L	3586	314-18-2-24R or L	4039
22″ x 22″	559 x 559	18″	457	99	44.9	34.0	29¾″ x 69″	756 x 1753	n/a		414-22-2-18R or L	3967	314-22-2-18R or L	4212
		24″	610	105	47.6	37.1	29¾″ x 75″	756 x 1905			414-22-2-24R or L	3989	314-22-2-24R or L	4234
24″ x 24″	610 x 610	18″	457	109	49.4	38.0	31¾″ x 72¾″	807 x 1847	n/a	4305	414-24-2-18R or L	4305	314-24-2-18R or L	4679
		24″	610	115	52.2	41.6	31¾″ x 78¾″	807 x 2000			414-24-2-24R or L	4399	314-24-2-24R or L	5087

Two Compartments, Double Drainboards

bowl size width x length in.	bowl size width x length mm	drainboard length in.	drainboard length mm	weight lbs.	weight kg	cu ft	overall size width x length in.	overall size width x length mm	412 Series — see spec sheet EG20.03 model #	list	414 Series — see spec sheet EG20.24 model #	list	314 Series — see spec sheet EG20.28 model #	list
20″ x 16″	508 x 406	18″	457	102	46.3	32.8	27½″ x 72¼″	699 x 1848	412-16-2-18	2744	414-16-2-18	3171	314-16-2-18	3604
		24″	610	114	51.7	38.5	27½″ x 84¼″	660 x 2140	412-16-2-24	2786	414-16-2-24	3229	314-16-2-24	3665
24″ x 18″	610 x 457	18″	457	113	51.3	43.8	31¾″ x 76″	807 x 1930	n/a		414-18-2-18	3671	314-18-2-18	4130
		24″	610	125	56.7	48.7	31¾″ x 88″	807 x 2235			414-18-2-24	3712	314-18-2-24	4172
22″ x 22″	559 x 559	18″	457	118	53.5	42.0	29¾″ x 84½″	756 x 2146	n/a		414-22-2-18	4093	314-22-2-18	4338
		24″	610	130	59.0	48.5	29¾″ x 96½″	756 x 2451			414-22-2-24	4140	314-22-2-24	4383
24″ x 24″	610 x 610	18″	457	128	58.1	47.0	31¾″ x 88″	807 x 2235	n/a		414-24-2-18	4448	314-24-2-18	4873
		24″	610	140	63.5	53.6	31¾″ x 100″	807 x 2540			414-24-2-24	4587	314-24-2-24	4990

CATALOG SECTION 20

2″-wide euro-style edging

three-compartment sink with double drainboards (faucet not included)

412, 414, and 314 Series Sinks — Deep Drawn Construction Three-Compartment Sinks

Deep drawn seamless coved corner sink bowls of all units have a generous radius and are rectangular for maximum capacity. ***NEW*** euro-style edging on front and sides. Legs are galvanized, 1 ⅝″ (41mm)-diameter and welded adjacent to sink bowl for maximum stability and support. Crossbraced front-to-back with 1″ (25mm)-diameter galvanized tubing. Leg gussets are welded to a die-cut heavy-gauge reinforcing plate. 9 ½″ (241mm) standard backsplash includes 1″ (25mm) upturn and tile edge for easy installation and feathering to wall/splash surface. Basket-type waste drains are included to fit sink bowls' 3½″ (89mm) opening and feature 1½″ (38mm) outlet. 30″ and 36″ (762 and 914mm) drainboards available upon request. All shipping weights and cubic feet are approximate. All sinks shipped fully crated. **Freight class is 150.0**.

412 series — All heavy gauge type 430 construction. 10½″ (267mm)-deep sink bowls. 44½″ (1130mm) overall height.

414 series — 14″ (356mm)-deep heavy gauge type 304 sink bowls with type 430 drainboards, and backsplash. 44½″ (1130mm) overall height.

314 series — All heavy gauge type 304 construction. 14″ (356mm)-deep sink bowls. 44½″ (1130mm) overall height.

Optional stainless steel legs with front-to-back crossbracing available (does not include stainless steel feet). To order, add $314 to list price and suffix **"-SL"** to model number (example: 414-16-3**-SL**). To order stainless steel legs and gussets, add $430 to list price and suffix **"-SLG"** to model number (example: 414-16-3**-SLG**).

Optional left-to-right crossbracing available. For galvanized, add 5% to list price and suffix **"-CBG"** to model number. For stainless steel (does not include stainless steel legs), add 10% to list price and suffix **"-CBS"** to model number. Example: 414-16-3**-CBG**.

Optional twist drain brackets available. **Works in conjunction with new optional twist handle drains (not included – see page 145).** To order, add $26 per compartment to list price and suffix "**-TB**" to model number. Example: 414-16-3-**TB**. For overflow hole (does not include drain), add $37 per compartment to list price and suffix "**-OF**" to model number (example: 414-16-3-**OF**).

For sink accessories, see pages 142-145. For sink kits, see page 142.

Three Compartments, No Drainboards

bowl size width x length in.	bowl size mm	drainboard length in.	drainboard length mm	weight lbs.	weight kg	cu ft	overall size width x length in.	overall size mm	GOOD 412 Series — see spec sheet EG20.03 model #	list	BETTER 414 Series — see spec sheet EG20.25 model #	list	BEST 314 Series — see spec sheet EG20.29 model #	list
20″ x 16″	508 x 406	n/a		85	38.6	25.7	27½″ x 58¾″	699 x 1492	412-16-3	2540	414-16-3	2796	314-16-3	3199
24″ x 18″	610 x 457	n/a		114	51.7	33.0	31¾″ x 65½″	807 x 1664	n/a		414-18-3	3455	314-18-3	4047
22″ x 22″	559 x 559	n/a		120	54.4	37.1	29¾″ x 77½″	756 x 1969	n/a		414-22-3 *	3839	314-22-3 *	4239
24″ x 24″	610 x 610	n/a		125	56.7	41.5	31¾″ x 83½″	807 x 2121	n/a		414-24-3 *	4190	314-24-3 *	4725

Three Compartments, One Drainboard (right or left)

bowl size width x length in.	bowl size mm	drainboard length in.	drainboard length mm	weight lbs.	weight kg	cu ft	overall size width x length in.	overall size mm	412 Series — see spec sheet EG20.03 model #	list	414 Series — see spec sheet EG20.25 model #	list	314 Series — see spec sheet EG20.29 model #	list
20″ x 16″	508 x 406	18″	457	104	47.2	33.3	27½″ x 74⅜″	699 x 1889	412-16-3-18R or L	2685	414-16-3-18R or L	3537	314-16-3-18R or L	4295
		24″	610	110	49.9	35.8	27½″ x 80⅜″	699 x 2042	412-16-3-24R or L	2712	414-16-3-24R or L	3563	314-16-3-24R or L	4323
24″ x 18″	610 x 457	18″	457	133	60.3	42.0	31¾″ x 80¾″	807 x 2051	n/a		414-18-3-18R or L	4442	314-18-3-18R or L	5079
		24″	610	139	63.1	68.0	31¾″ x 86¾″	807 x 2203			414-18-3-24R or L	4460	314-18-3-24R or L	5096
22″ x 22″	559 x 559	18″	457	139	63.1	45.0	29¾″ x 93″	756 x 2362	n/a		414-22-3-18R or L *	4999	314-22-3-18R or L *	5382
		24″	610	145	65.8	48.4	29¾″ x 99″	756 x 2515			414-22-3-24R or L *	5018	314-22-3-24R or L *	5403
24″ x 24″	610 x 610	18″	457	144	65.3	50.0	31¾″ x 98¾″	807 x 2508	n/a		414-24-3-18R or L *	5524	314-24-3-18R or L *	6040
		24″	610	150	68.0	54.6	31¾″ x 104¾″	807 x 2661			414-24-3-24R or L *	5602	314-24-3-24R or L *	6293

Three Compartments, Double Drainboards

bowl size width x length in.	bowl size mm	drainboard length in.	drainboard length mm	weight lbs.	weight kg	cu ft	overall size width x length in.	overall size mm	412 Series — see spec sheet EG20.03 model #	list	414 Series — see spec sheet EG20.25 model #	list	314 Series — see spec sheet EG20.29 model #	list
20″ x 16″	508 x 406	18″	457	123	55.8	40.9	27½″ x 90″	699 x 2286	412-16-3-18	2779	414-16-3-18	3633	314-16-3-18	4399
		24″	610	135	61.2	46.0	27½″ x 102″	699 x 2591	412-16-3-24	2826	414-16-3-24	3688	314-16-3-24	4461
24″ x 18″	610 x 457	18″	457	152	68.9	50.5	31¾″ x 96″	807 x 2438	n/a		414-18-3-18	4558	314-18-3-18	5201
		24″	610	164	74.4	57.0	31¾″ x 108″	807 x 2743			414-18-3-24	4671	314-18-3-24	5316
22″ x 22″	559 x 559	18″	457	158	71.6	54.0	29¾″ x 108½″	756 x 2756	n/a		414-22-3-18 *	5136	314-22-3-18 *	5516
		24″	610	170	77.1	59.6	29¾″ x 120½″	756 x 3061			414-22-3-24 *	5268	314-22-3-24 *	5648
24″ x 24″	610 x 610	18″	457	163	73.9	60.0	31¾″ x 114″	807 x 2896	n/a		414-24-3-18 *	5528	314-24-3-18 *	5987
		24″	610	175	79.4	65.2	31¾″ x 126″	807 x 3200			414-24-3-24 *	5772	314-24-3-24 *	6471

* Requires two sets of faucet holes.

100 Industrial Boulevard, Clayton, DE 19938-8903 U.S.A.
Phone: 800-441-8440 or 302-653-3000. Fax: 302-653-2065
http://www.eaglegrp.com

EAGLE GROUP
Profit from the Eagle Advantage®

CATALOG SECTION 20

414 and 314 Series Sinks — Deep Drawn Construction

Four-Compartment Sinks

Available in 314 and 414 series only . Deep drawn seamless coved corner sink bowls of all units have a generous radius and are rectangular for maximum capacity . ***NEW*** euro-style edging on front and sides. Legs are galvanized, 1⅝″ (41mm)-diameter and welded adjacent to sink bowl for maximum stability and support. Crossbraced front-to-back with 1″ (25mm)-diameter galvanized tubing. Leg gussets are welded to a die-cut heavy-gauge reinforcing plate. 9½″ (241mm) standard backsplash includes 1″ (25mm) upturn and tile edge for easy installation and feathering to wall/splash surface. Basket-type waste drains are included to fit sink bowls' 3½″ (89mm) opening and feature 1 ½″ (38mm) outlet. 30″ and 36″ (762 and 914mm) drainboards available upon request. All four-compartment sinks have two sets of faucet holes. All shipping weights and cubic feet are approximate. All sinks shipped fully crated. **Freight class is 150.0**.

414 series — 14″ (356mm)-deep heavy gauge type 304 sink bowls with type 430 drainboards, and backsplash. 44½″ (1130mm) overall height.

314 series — all heavy gauge type 304 construction. 14″ (356mm)-deep sink bowls. 44 ½″ (1130mm) overall height.

Optional stainless steel legs with front-to-back crossbracing available (does not include stainless steel feet). To order, add $314 to list price and suffix **"-SL"** to model number (example: 414-16-4-**SL**). To order stainless steel legs and gussets, add $430 to list price and suffix **"-SLG"** to model number (example: 414-16-4-**SLG**).

Optional left-to-right crossbracing available. For galvanized, add 5% to list price and suffix **"-CBG"** to model number. For stainless steel (does not include stainless steel legs), add 10% to list price and suffix **"-CBS"** to model number. Example: 414-16-4-**CBG**.

Optional twist drain brackets available. **Works in conjunction with new optional twist handle drains (not included – see page 145)** . To order, add $26 per compartment to list price and suffix " **-TB**" to model number . Example: 414-16-4-**TB**. For overflow hole (does not include drain), add $37 per compartment to list price and suffix " **-OF**" to model number (example: 414-16-4-**OF**).

For sink accessories, see pages 142-145. For sink kits, see page 142.

2″-wide euro-style edging

four-compartment sink with double drainboards

Four Compartments, No Drainboards

bowl size width x length in.	bowl size mm	drainboard length in.	drainboard length mm	weight lbs.	weight kg	cu ft	overall size width x length in.	overall size mm	BETTER 414 Series — see spec sheet EG20.26 model #	BETTER list	BEST 314 Series — see spec sheet EG20.30 model #	BEST list
20″ x 16″	508 x 406	n/a		125	56.7	33.3	27½″ x 76½″	699 x 1943	414-16-4	3774	314-16-4	4521
24″ x 18″	610 x 457	n/a		135	61.2	48.4	31¾″ x 85½″	807 x 2172	414-18-4	4362	314-18-4	5136
24″ x 24″	610 x 610	n/a		153	69.4	55.6	31¾″ x 109½″	807 x 2783	414-24-4	5378	314-24-4	6200

Four Compartments, One Drainboard (right or left)

bowl size width x length in.	bowl size mm	drainboard length in.	drainboard length mm	weight lbs.	weight kg	cu ft	overall size width x length in.	overall size mm	414 Series — see spec sheet EG20.26 model #	414 Series list	314 Series — see spec sheet EG20.30 model #	314 Series list
20″ x 16″	508 x 406	18″	457	144	65.3	41.0	27½″ x 92⅛″	699 x 2340	414-16-4-18R or L	4588	314-16-4-18R or L	5375
		24″	610	150	68.0	43.4	27½″ x 98⅛″	699 x 2492	414-16-4-24R or L	4617	314-16-4-24R or L	5407
24″ x 18″	610 x 457	18″	457	154	69.9	49.0	31¾″ x 100¾″	807 x 2559	414-18-4-18R or L	5509	314-18-4-18R or L	6315
		24″	610	160	72.6	59.6	31¾″ x 106¾″	807 x 2711	414-18-4-24R or L	5651	314-18-4-24R or L	6336
24″ x 24″	610 x 610	18″	457	172	78.0	61.0	31¾″ x 124¾″	807 x 3169	414-24-4-18R or L	6608	314-24-4-18R or L	7640
		24″	610	178	80.7	67.7	31¾″ x 130¾″	807 x 3321	414-24-4-24R or L	7110	314-24-4-24R or L	8014

Four Compartments, Double Drainboards

bowl size width x length in.	bowl size mm	drainboard length in.	drainboard length mm	weight lbs.	weight kg	cu ft	overall size width x length in.	overall size mm	414 Series — see spec sheet EG20.26 model #	414 Series list	314 Series — see spec sheet EG20.30 model #	314 Series list
20″ x 16″	508 x 406	18″	457	163	73.9	48.5	27½″ x 107¾″	699 x 2737	414-16-4-18	4777	314-16-4-18	5571
		24″	610	175	79.5	53.6	27½″ x 119¾″	699 x 3042	414-16-4-24	4849	314-16-4-24	5648
24″ x 18″	610 x 457	18″	457	173	78.5	65.0	31¾″ x 116″	807 x 2946	414-18-4-18	5598	314-18-4-18	6429
		24″	610	185	83.9	70.9	31¾″ x 128″	807 x 3251	414-18-4-24	5664	314-18-4-24	6500
24″ x 24″	610 x 610	18″	457	191	86.6	73.0	31¾″ x 140″	807 x 3556	414-24-4-18	6954	314-24-4-18	7801
		24″	610	203	92.1	79.7	31¾″ x 152″	807 x 3861	414-24-4-24	7270	314-24-4-24	8180

CATALOG SECTION 20

Spec-Master® FN Series Coved Corner Sinks — The Consultant's Choice

One-Compartment Sinks — see spec sheet EG20.32

14 gauge type 304 18-8 stainless steel throughout. All sinks are provided with stainless steel gussets, stainless steel feet and crossbraced stainless steel legs. All bowls are 14″ (356mm) deep and have ⅝″ (16mm) radius corners, both vertical and horizontal. Adjustable crossbracing front-to-back and side-to-side for increased stability . 9 ½″ (241mm) standard backsplash includes 1″ (25mm) upturn and tile edge for easy installation and feathering to wall/splash sur face. Basket-type waste drains are included to fit sink bowls' 3 ½″ (89mm) opening and feature 1 ½″ (38mm) outlet. 30″ and 36″ (762 and 914mm) drainboards available upon request. All shipping weights and cubic feet are approximate. All sinks shipped fully crated. **Freight class is 150.0**.

Optional twist drain brackets available. **Works in conjunction with new optional twist handle drains (not included – see page 145)**. To order, add $26 per compartment to list price and suffix "**-TB**" to model number (example: FN2016-1-14/3**-TB**). For overflow hole (does not include drain), add $37 per compartment to list price and suffix "**-OF**" to model number (example: 414-16-4-**OF**).

For sink accessories, see pages 142-145. For sink kits, see page 142.

Spec-Master® one-compartment sink with double drainboards

One Compartment, No Drainboards

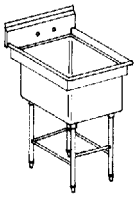

bowl size width x length in.	mm	drainboard length in.	mm	weight lbs.	kg	cubic feet	overall size width x length in.	mm	model #	list
20″ x 16″	508 x 406	n/a		55	24.9	10.1	27″ x 21″	686 x 533	FN2016-1-14/3	2808
20″ x 18″	508 x 457	n/a		58	26.3	11.9	27″ x 23″	686 x 584	FN2018-1-14/3	3162
20″ x 20″	508 x 508	n/a		60	27.2	12.9	27″ x 25″	686 x 635	FN2020-1-14/3	3162
24″ x 24″	610 x 610	n/a		69	31.2	17.8	31″ x 29″	787 x 737	FN2424-1-14/3	3388
28″ x 20″	711 x 508	n/a		79	35.8	16.7	35″ x 25″	889 x 635	FN2820-1-14/3	3735

One Compartment, One Drainboard (right or left)

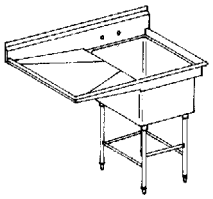

bowl size width x length in.	mm	drainboard length in.	mm	weight lbs.	kg	cubic feet	overall size width x length in.	mm	model #	list
20″ x 16″	508 x 406	18″	457	74	30.8	18.7	27″ x 37½″	686 x 953	FN2016-1-18R or L-14/3	2988
		24″	610	80	33.1	21.5	27″ x 43½″	686 x 1105	FN2016-1-24R or L-14/3	3039
20″ x 18″	508 x 457	18″	457	76	34.4	20.3	27″ x 39½″	686 x 1003	FN2018-1-18R or L-14/3	3278
		24″	610	81	36.7	22.4	27″ x 45½″	686 x 1156	FN2018-1-24R or L-14/3	3333
20″ x 20″	508 x 508	24″	610	85	37.2	23.4	27″ x 47½″	686 x 1207	FN2020-1-24R or L-14/3	3333
24″ x 24″	610 x 610	24″	610	88	37.6	30.5	31″ x 51½″	787 x 1308	FN2424-1-24R or L-14/3	3895
28″ x 20″	711 x 508	24″	610	104	43.1	30.2	35″ x 47½″	889 x 1207	FN2820-1-24R or L-14/3	3812

One Compartment, Double Drainboards

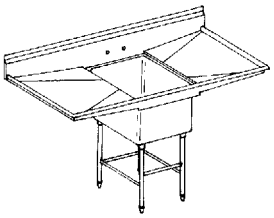

bowl size width x length in.	mm	drainboard length in.	mm	weight lbs.	kg	cubic feet	overall size width x length in.	mm	model #	list
20″ x 16″	508 x 406	18″	457	93	37.6	26.3	27″ x 54″	686 x 1372	FN2016-1-18-14/3	3105
		24″	610	105	42.1	32.0	27″ x 66″	686 x 1676	FN2016-1-24-14/3	3228
20″ x 18″	508 x 457	18″	457	96	43.5	28.7	27″ x 56″	686 x 1422	FN2018-1-18-14/3	3410
		24″	610	106	48.1	32.9	27″ x 68″	686 x 1727	FN2018-1-24-14/3	3518
20″ x 20″	508 x 508	24″	610	110	48.5	33.9	27″ x 70″	686 x 1778	FN2020-1-24-14/3	3518
24″ x 24″	610 x 610	24″	610	119	49.0	43.9	31″ x 74″	787 x 1880	FN2424-1-24-14/3	4075
28″ x 20″	711 x 508	24″	610	129	55.3	43.8	35″ x 70″	889 x 1778	FN2820-1-24-14/3	4036

100 Industrial Boulevard, Clayton, DE 19938-8903 U.S.A.
Phone: 800-441-8440 or 302-653-3000. Fax: 302-653-2065
http://www.eaglegrp.com

EAGLE GROUP
Profit from the Eagle Advantage®

Spec-Master® FN Series Coved Corner Sinks — The Consultant's Choice

Two-Compartment Sinks — see spec sheet EG20.33

14 gauge type 304 18-8 stainless steel throughout. All sinks are provided with stainless steel gussets, stainless steel feet and crossbraced stainless steel legs. All bowls are 14″ (356mm) deep and have ⅝″ (16mm) radius corners, both vertical and horizontal. Adjustable crossbracing front-to-back and side-to-side for increased stability . 9 ½″ (241mm) standard backsplash includes 1″ (25mm) upturn and tile edge for easy installation and feathering to wall/splash sur face. Basket-type waste drains are included to fit sink bowls' 3½″ (89mm) opening and feature 1½″ (38mm) outlet. 30″ and 36″ (762 and 914mm) drainboards available upon request. All shipping weights and cubic feet are approximate. All sinks shipped fully crated. **Freight class is 150.0**.

Optional twist drain brackets available. **Works in conjunction with new optional twist handle drains (not included – see page 145)** To order, add $26 per compartment to list price and suffix "**-TB**" to model number (example: FN2032-2-14/3-**TB**). For overflow hole (does not include drain), add $37 per compartment to list price and suffix " **-OF**" to model number (example: FN2032-2-14/3-**OF**).

For sink accessories, see pages 142-145. For sink kits, see page 142.

Spec-Master® two-compartment sink with double drainboards (faucet not included)

Two Compartments, No Drainboards

bowl size width x length in.	mm	drainboard length in.	mm	weight lbs.	kg	cubic feet	overall size width x length in.	mm	model #	list
20″ x 16″	508 x 406	n/a		77	34.9	20.4	27″ x 39″	686 x 991	FN2032-2-14/3	3754
20″ x 18″	508 x 457	n/a		82	37.2	22.4	27″ x 43″	686 x 1092	FN2036-2-14/3	4122
20″ x 20″	508 x 508	n/a		86	39.0	23.9	27″ x 47″	686 x 1194	FN2040-2-14/3	4122
24″ x 24″	610 x 610	n/a		91	41.3	32.2	31″ x 55″	787 x 1397	FN2448-2-14/3	4902
28″ x 20″	711 x 508	n/a		96	43.6	31.3	35″ x 47″	889 x 1194	FN2840-2-14/3	4910

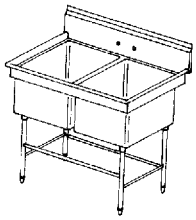

Two Compartments, One Drainboard (right or left)

bowl size width x length in.	mm	drainboard length in.	mm	weight lbs.	kg	cubic feet	overall size width x length in.	mm	model #	list
20″ x 16″	508 x 406	18″	457	96	43.6	28.2	27″ x 55½″	686 x 1410	FN2032-2-18R or L-14/3	4036
		24″	610	102	46.3	31.1	27″ x 61½″	686 x 1562	FN2032-2-24R or L-14/3	4105
20″ x 18″	508 x 457	18″	457	101	45.8	30.6	27″ x 59½″	686 x 1511	FN2036-2-18R or L-14/3	4564
		24″	610	107	48.5	33.1	27″ x 65½″	686 x 1664	FN2036-2-24R or L-14/3	4621
20″ x 20″	508 x 508	24″	610	111	50.3	35.0	27″ x 69½″	686 x 1763	FN2040-2-24R or L-14/3	4621
24″ x 24″	610 x 610	24″	610	116	52.6	45.0	31″ x 77½″	787 x 1969	FN2448-2-24R or L-14/3	5559
28″ x 20″	711 x 508	24″	610	121	54.9	45.0	35″ x 69½″	889 x 1763	FN2840-2-24R or L-14/3	5559

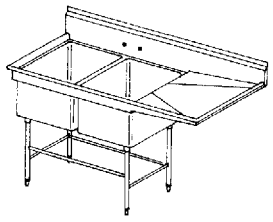

Two Compartments, Double Drainboards

bowl size width x length in.	mm	drainboard length in.	mm	weight lbs.	kg	cubic feet	overall size width x length in.	mm	model #	list
20″ x 16″	508 x 406	18″	457	115	52.2	36.0	27″ x 72″	686 x 1829	FN2032-2-18-14/3	4176
		24″	610	127	57.6	41.8	27″ x 84″	686 x 2134	FN2032-2-24-14/3	4277
20″ x 18″	508 x 457	18″	457	120	54.4	39.4	27″ x 76″	686 x 1930	FN2036-2-18-14/3	4711
		24″	610	132	59.9	43.8	27″ x 88″	686 x 2235	FN2036-2-24-14/3	4790
20″ x 20″	508 x 508	24″	610	136	61.7	45.7	27″ x 92″	686 x 2337	FN2040-2-24-14/3	4790
24″ x 24″	610 x 610	24″	610	141	64.0	58.4	31″ x 100″	787 x 2540	FN2448-2-24-14/3	5796
28″ x 20″	711 x 508	24″	610	146	66.2	58.8	35″ x 92″	889 x 2337	FN2840-2-24-14/3	5757

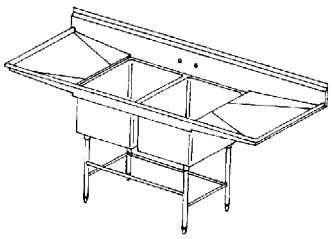

CATALOG SECTION 20

Spec-Master® FN Series Coved Corner Sinks — The Consultant's Choice

Three-Compartment Sinks — see spec sheet EG20.34

14 gauge type 304 18-8 stainless steel throughout. All sinks are provided with stainless steel gussets, stainless steel feet and crossbraced stainless steel legs. All bowls are 14″ (356mm) deep and have ⅝″ (16mm) radius corners, both vertical and horizontal. Adjustable crossbracing front-to-back and side-to-side for increased stability . 9 ½″ (254mm) standard backsplash includes 1″ (25mm) upturn and tile edge for easy installation and feathering to wall/splash surface. Basket-type waste drains are included to fit sink bowls' 3½″ (89mm) opening and feature 1½″ (38mm) outlet. 30″ and 36″ (762 and 914mm) drainboards available upon request. All shipping weights and cubic feet are approximate. All sinks shipped fully crated. **Freight class is 150.0**.

Optional twist drain brackets available. **Works in conjunction with new optional twist handle drains (not included – see page 145)** To order, add $26 per compartment to list price and suffix "**-TB**" to model number (example: FN2048-3-14/3**-TB**). For overflow hole (does not include drain), add $37 per compartment to list price and suffix " **-OF**" to model number (example: FN2048-3-14/3-**OF**). For sink accessories, see pages 142-145. For sink kits, see page 142.

Spec-Master® three-compartment sink with double drainboards (faucets not included)

Three Compartments, No Drainboards

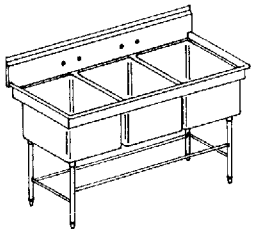

bowl size width x length in.	mm	drainboard length in.	mm	weight lbs.	kg	cubic feet	overall size width x length in.	mm	model #	list
20″ x 16″	508 x 406	n/a		99	44.9	29.2	27″ x 57″	686 x 1448	FN2048-3-14/3	4641
20″ x 18″	508 x 457	n/a		102	46.3	32.1	27″ x 63″	686 x 1600	FN2054-3-14/3 *	5307
20″ x 20″	508 x 508	n/a		114	51.7	35.0	27″ x 69″	686 x 1753	FN2060-3-14/3 *	5307
24″ x 24″	610 x 610	n/a		127	57.6	46.7	31″ x 81″	787 x 2057	FN2472-3-14/3 *	6172
28″ x 20″	711 x 508	n/a		130	59.0	45.0	35″ x 69″	889 x 1753	FN2860-3-14/3 *	6357

Three Compartments, One Drainboard (right or left)

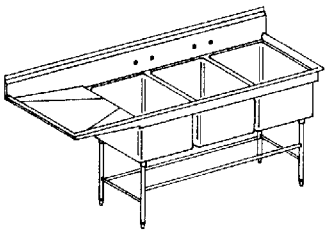

bowl size width x length in.	mm	drainboard length in.	mm	weight lbs.	kg	cubic feet	overall size width x length in.	mm	model #	list
20″ x 16″	508 x 406	18″	457	118	53.5	36.9	27″ x 73½″	686 x 1867	FN2048-3-18R or L-14/3	4834
		24″	610	124	56.2	39.9	27″ x 79½″	686 x 2019	FN2048-3-24R or L-14/3	4884
20″ x 18″	508 x 457	18″	457	121	54.9	40.4	27″ x 79½″	686 x 2019	FN2054-3-18R or L-14/3 *	5702
		24″	610	127	57.6	42.8	27″ x 85½″	686 x 2172	FN2054-3-24R or L-14/3 *	5741
20″ x 20″	508 x 508	24″	610	139	63.1	45.7	27″ x 91½″	686 x 2324	FN2060-3-24R or L-14/3 *	5741
24″ x 24″	610 x 610	24″	610	152	68.9	59.5	31″ x 103½″	787 x 2629	FN2472-3-24R or L-14/3 *	6979
28″ x 20″	711 x 508	24″	610	155	70.3	58.8	35″ x 91½″	889 x 2324	FN2860-3-24R or L-14/3 *	7105

Three Compartments, Double Drainboards

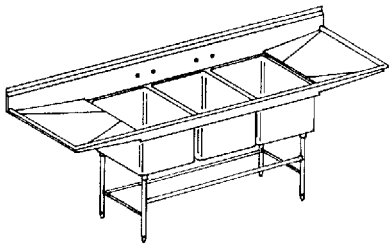

bowl size width x length in.	mm	drainboard length in.	mm	weight lbs.	kg	cubic feet	overall size width x length in.	mm	model #	list
20″ x 16″	508 x 406	18″	457	137	61.7	44.7	27″ x 90″	686 x 2286	FN2048-3-18-14/3	4953
		24″	610	149	67.6	50.6	27″ x 102″	686 x 2591	FN2048-3-24-14/3	5054
20″ x 18″	508 x 457	18″	457	140	63.5	49.1	27″ x 96″	686 x 2438	FN2054-3-18-14/3 *	5834
		24″	610	158	71.6	53.5	27″ x 108″	686 x 2743	FN2054-3-24-14/3 *	6004
20″ x 20″	508 x 508	24″	610	164	74.4	56.4	27″ x 114″	686 x 2896	FN2060-3-24-14/3 *	6004
24″ x 24″	610 x 610	24″	610	177	80.3	72.8	31″ x 126″	787 x 3200	FN2472-3-24-14/3 *	7163
28″ x 20″	711 x 508	24″	610	180	81.6	72.5	35″ x 114″	889 x 2896	FN2860-3-24-14/3 *	7353

*Requires two sets of faucet holes.

100 Industrial Boulevard, Clayton, DE 19938-8903 U.S.A.
Phone: 800-441-8440 or 302-653-3000. Fax: 302-653-2065
http://www.eaglegrp.com

EAGLE GROUP
Profit from the Eagle Advantage®

Spec-Master® FN Series Coved Corner Sinks — The Consultant's Choice

Four-Compartment Sinks — see spec sheet EG20.35

All 4-compartment sinks have two sets of faucet holes. 14 gauge type 304 18-8 stainless steel throughout. All sinks are provided with stainless steel gussets, stainless steel feet and crossbraced stainless steel legs. All bowls are 14″ (356mm) deep and have ⅝″ (16mm) radius corners, both vertical and horizontal. Crossbraced front-to-back and side-to-side for increased stability . 9½″ (241mm) standard backsplash includes 1″ (25mm) upturn and tile edge for easy installation and feathering to wall/splash sur face. Basket-type waste drains are included to fit sink bowls' 3½″ (89mm) opening and feature 1½″ (38mm) outlet. 30″ and 36″ (762 and 914mm) drainboards available upon request. All weights and cubic feet are approximate. All sinks shipped fully crated. **Freight class is 150.0**.

Optional twist drain brackets available. **Works in conjunction with new optional twist handle drains (not included – see page 145)** To order, add $26 per compartment to list price and suffix "**-TB**" to model number (example: FN2064-4-14/3-**TB**). For overflow hole (does not include drain), add $37 per compartment to list price and suffix " **-OF**" to model number (example: FN2064-4-14/3 **-OF**).

For sink accessories, see pages 142-145. For sink kits, see page 142.

Spec-Master® four-compartment sink with double drainboards

Four Compartments, No Drainboards

bowl size width x length in.	mm	drainboard length in.	mm	weight lbs.	kg	cubic feet	overall size width x length in.	mm	model #	list
20″ x 16″	508 x 406	n/a		121	54.9	35.4	27″ x 75″	686 x 1905	FN2064-4-14/3	5935
20″ x 18″	508 x 457	n/a		132	59.9	39.0	27″ x 83″	686 x 2108	FN2072-4-14/3	6668
20″ x 20″	508 x 508	n/a		142	64.4	42.7	27″ x 91″	686 x 2311	FN2080-4-14/3	6668
24″ x 24″	610 x 610	n/a		163	73.9	57.1	31″ x 107″	787 x 2718	FN2496-4-14/3	7672
28″ x 20″	711 x 508	n/a		170	77.1	54.9	35″ x 91″	889 x 2311	FN2880-4-14/3	8114

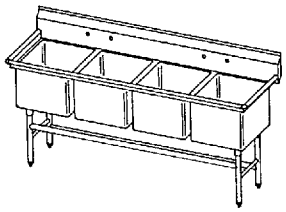

Four Compartments, One Drainboard (right or left)

bowl size width x length in.	mm	drainboard length in.	mm	weight lbs.	kg	cubic feet	overall size width x length in.	mm	model #	list
20″ x 16″	508 x 406	18″	457	140	63.5	45.7	27″ x 91½″	686 x 2324	FN2064-4-18R or L-14/3	5979
		24″	610	146	66.2	48.6	27″ x 97½″	686 x 2477	FN2064-4-24R or L-14/3	6032
20″ x 18″	508 x 457	18″	457	151	68.5	50.1	27″ x 99½″	686 x 2527	FN2072-4-18R or L-14/3	7057
		24″	610	157	71.2	52.5	27″ x 105½″	686 x 2680	FN2072-4-24R or L-14/3	7097
20″ x 20″	508 x 508	24″	610	167	75.8	56.4	27″ x 113½″	686 x 2883	FN2080-4-24R or L-14/3	7097
24″ x 24″	610 x 610	24″	610	188	85.3	68.5	31″ x 129½″	787 x 3289	FN2496-4-24R or L-14/3	8395
28″ x 20″	711 x 508	24″	610	195	88.5	67.7	35″ x 113½″	889 x 2883	FN2880-4-24R or L-14/3	8632

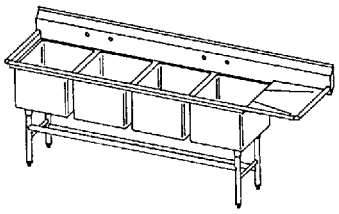

Four Compartments, Double Drainboards

bowl size width x length in.	mm	drainboard length in.	mm	weight lbs.	kg	cubic feet	overall size width x length in.	mm	model #	list
20″ x 16″	508 x 406	18″	457	159	72.1	53.5	27″ x 108″	686 x 2743	FN2064-4-18-14/3	6198
		24″	610	171	77.6	55.4	27″ x 120″	686 x 3048	FN2064-4-24-14/3	6314
20″ x 18″	508 x 457	18″	457	170	77.1	54.9	27″ x 116″	686 x 2646	FN2072-4-18-14/3	7233
		24″	610	182	82.6	59.0	27″ x 128″	686 x 3251	FN2072-4-24-14/3	7302
20″ x 20″	508 x 508	24″	610	192	87.1	62.6	27″ x 136″	686 x 3454	FN2080-4-24-14/3	7302
24″ x 24″	610 x 610	24″	610	213	96.6	81.4	31″ x 152″	787 x 3861	FN2496-4-24-14/3	8630
28″ x 20″	711 x 508	24″	610	220	99.8	110.2	35″ x 136″	889 x 3454	FN2880-4-24-14/3	8880

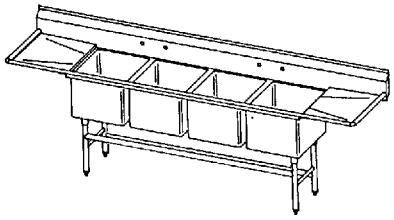

CATALOG SECTION 20

Utility Sinks — see spec sheet EG20.13

For numerous applications when NSF construction is not required. Features ***NEW*** euro-style edging on front, square-corner construction, 8″ (203mm) backsplash, and adjustable bullet feet. Entire unit is 16 gauge stainless steel. 304 and 430 series construction available. Sink bowls are 13¼″ (337mm) deep. Legs are 1⅝″ (41mm)-diameter galvanized tubing and are located directly under sink bowls for maximum stability and weight support. All units shipped fully crated. **Freight class is 150.0**.

Overflow hole available (does not include drain). T o order, add $37 per compartment to list price and suffix " **-OF**" to model number (example: 1818-1-16/3-**OF**).

For detachable drainboards, see page 141.

For NSF- and CSA-approved utility sinks, add 35% to list price and add prefix " **N-**" to model number. Example: **N-**2460-2-16/3

one-compartment square-corner sink

two-compartment square-corner sink (faucet not included)

One-Compartment Sinks

One Compartment, No Drainboards

bowl size width x length in.	mm	drainboard length in.	mm	weight lbs.	kg	cu ft	overall size width x length in.	mm	16 gauge type 430 stainless steel model #	list	16 gauge type 304 stainless steel model #	list
18″ x 18″	457 x 457	n/a		53	24.0	0.9	22″ x 19⅜″	559 x 492	1818-1-16/4	827	1818-1-16/3	965
18″ x 24″	457 x 610	n/a		56	25.4	11.6	22″ x 25⅜″	559 x 645	1824-1-16/4	833	1824-1-16/3	1009
21″ x 18″	533 x 457	n/a		56	25.4	10.5	25″ x 19⅜″	635 x 492	2118-1-16/4	824	2118-1-16/3	990
21″ x 24″	533 x 610	n/a		59	26.8	13.1	25″ x 25⅜″	635 x 645	2124-1-16/4	852	2124-1-16/3	1037
21″ x 36″	533 x 914	n/a		65	29.5	18.1	25″ x 37⅜″	635 x 949	2136-1-16/4	918	2136-1-16/3	1152
24″ x 24″	610 x 610	n/a		60	27.2	14.6	28″ x 25⅜″	711 x 645	2424-1-16/4	887	2424-1-16/3	1089
24″ x 36″	610 x 914	n/a		68	30.8	20.2	28″ x 37⅜″	711 x 949	2436-1-16/4	944	2436-1-16/3	1207

One Compartment, Double Drainboards

bowl size width x length in.	mm	drainboard length in.	mm	weight lbs.	kg	cu ft	overall size width x length in.	mm	16 gauge type 430 stainless steel model #	list	16 gauge type 304 stainless steel model #	list
21″ x 24″	533 x 610	18″	457	99	44.9	28.3	25″ x 60¼″	635 x 1530	2124-1-18-16/4	1834	2124-1-18-16/3	2237
24″ x 24″	610 x 610	24″	610	108	49.0	37.1	28″ x 72¼″	711 x 1835	2424-1-24-16/4	1974	2424-1-24-16/3	2312

Two-Compartment Sinks

Two Compartments, No Drainboards

bowl size width x length in.	mm	drainboard length in.	mm	weight lbs.	kg	cu ft	overall size width x length in.	mm	16 gauge type 430 stainless steel model #	list	16 gauge type 304 stainless steel model #	list
18″ x 18″	457 x 457	n/a		75	34.0	16.1	22″ x 37⅜″	559 x 949	1836-2-16/4	1116	1836-2-16/3	1364
18″ x 24″	457 x 610	n/a		80	36.3	20.6	22″ x 49⅜″	559 x 1254	1848-2-16/4	1169	1848-2-16/3	1470
21″ x 18″	533 x 457	n/a		80	36.3	18.1	25″ x 37⅜″	635 x 949	2136-2-16/4	1142	2136-2-16/3	1404
21″ x 24″	533 x 610	n/a		85	38.6	23.2	25″ x 49⅜″	635 x 1254	2148-2-16/4	1154	2148-2-16/3	1483
24″ x 24″	610 x 610	n/a		89	40.4	25.8	28″ x 49⅜″	711 x 1254	2448-2-16/4	1266	2448-2-16/3	1576
24″ x 30″	610 x 762	n/a		95	43.1	31.5	28″ x 61⅜″	711 x 1559	2460-2-16/4	1569	2460-2-16/3	1809

Two Compartments, Double Drainboards

bowl size width x length in.	mm	drainboard length in.	mm	weight lbs.	kg	cu ft	overall size width x length in.	mm	16 gauge type 430 stainless steel model #	list	16 gauge type 304 stainless steel model #	list
21″ x 18″	533 x 457	18″	457	120	3048	33.3	25″ x 72¼″	635 x 1835	2136-2-18-16/4	2262	2136-2-18-16/3	2754
24″ x 24″	610 x 610	24″	610	139	3531	48.4	28″ x 96¼″	711 x 2445	2448-2-24-16/4	2355	2448-2-24-16/3	2828

100 Industrial Boulevard, Clayton, DE 19938-8903 U.S.A.
Phone: 800-441-8440 or 302-653-3000. Fax: 302-653-2065
http://www.eaglegrp.com

EAGLE GROUP
Profit from the Eagle Advantage®

Utility Sinks — see spec sheet EG20.13

Overflow hole available (does not include drain). To order, add $37 per compartment to list price and suffix "**-OF**" to model number (example: 1818-3-16/4-**OF**). All units shipped fully crated. **Freight class is 150.0**.

For NSF- and CSA-approved utility sinks, add 35% to list price and add prefix " **N-**" to model number. Example: **N-**2472-4-16/3.

For detachable drainboards, see page 141.

three-compartment square-corner sink

four-compartment square-corner sink (faucet not included)

Three-Compartment Sinks

Three Compartments, No Drainboards

bowl size width x length in.	mm	drainboard length in.	mm	weight lbs.	kg	cu ft	overall size width x length in.	mm	16 gauge type 430 stainless steel model #	list	16 gauge type 304 stainless steel model #	list
18″ x 12″	457 x 305	n/a		79	35.8	16.1	22″ x 37⅜″	559 x 949	1836-3-16/4	1286	1836-3-16/3	1564
18″ x 16″	457 x 406	n/a		90	40.8	20.6	22″ x 49⅜″	559 x 1254	1848-3-16/4	1340	1848-3-16/3	1661
18″ x 18″	457 x 457	n/a		97	44.0	22.8	22″ x 55⅜″	559 x 1407	1854-3-16/4	1523	1854-3-16/3	1813
21″ x 12″	533 x 305	n/a		85	38.6	18.1	25″ x 37⅜″	635 x 949	2136-3-16/4	1319	2136-3-16/3	1614
21″ x 16″	533 x 406	n/a		87	39.5	23.2	25″ x 49⅜″	635 x 1254	2148-3-16/4	1376	2148-3-16/3	1714
21″ x 18″	533 x 457	n/a		100	45.4	25.7	25″ x 55⅜″	635 x 1407	2154-3-16/4	1529	2154-3-16/3	1862
21″ x 20″	533 x 508	n/a		110	49.9	28.3	25″ x 61⅜″	635 x 1559	2160-3-16/4 *	1581	2160-3-16/3 *	1935
24″ x 16″	610 x 406	n/a		92	41.7	25.8	28″ x 49⅜″	711 x 1254	2448-3-16/4	1446	2448-3-16/3	1793
24″ x 20″	610 x 508	n/a		115	52.2	31.5	28″ x 61⅜″	711 x 1559	2460-3-16/4 *	1672	2460-3-16/3 *	2011
24″ x 24″	610 x 610	n/a		125	56.7	37.1	28″ x 73⅜″	711 x 1864	2472-3-16/4 *	1712	2472-3-16/3 *	2128

Three Compartments, Double Drainboards

bowl size width x length in.	mm	drainboard length in.	mm	weight lbs.	kg	cu ft	overall size width x length in.	mm	16 gauge type 430 stainless steel model #	list	16 gauge type 304 stainless steel model #	list
21″ x 12″	533 x 305	18″	457	125	56.7	33.3	25″ x 72¼″	635 x 1835	2136-3-18-16/4	2386	2136-3-18-16/3	3126
21″ x 16″	533 x 406	18″	457	127	57.6	38.4	25″ x 84¼″	635 x 2140	2148-3-18-16/4	2311	2148-3-18-16/3	2733
21″ x 18″	533 x 457	18″	457	140	63.5	40.9	25″ x 90¼″	635 x 2292	2154-3-18-16/4	2608	2154-3-18-16/3	2943
24″ x 24″	610 x 610	24″	610	175	79.4	59.6	28″ x 120¼″	711 x 3054	2472-3-24-16/4 *	2813	2472-3-24-16/3*	3582

* Requires two sets of faucet holes.

Four-Compartment Sinks

All sinks require two sets of faucet holes.

Four Compartments, No Drainboards

bowl size width x length in.	mm	drainboard length in.	mm	weight lbs.	kg	cu ft	overall size width x length in.	mm	16 gauge type 430 stainless steel model #	list	16 gauge type 304 stainless steel model #	list
18″ x 18″	457 x 457	n/a		110	49.9	29.5	22″ x 73⅜″	559 x 1864	1872-4-16/4	1753	1872-4-16/3	2184
21″ x 18″	533 x 457	n/a		115	52.2	33.3	25″ x 73⅜″	635 x 1864	2172-4-16/4	1834	2172-4-16/3	2218
24″ x 18″	610 x 457	n/a		125	56.7	37.1	28″ x 73⅜″	711 x 1864	2472-4-16/4	1886	2472-4-16/3	2321

Four Compartments, Double Drainboards

bowl size width x length in.	mm	drainboard length in.	mm	weight lbs.	kg	cu ft	overall size width x length in.	mm	16 gauge type 430 stainless steel model #	list	16 gauge type 304 stainless steel model #	list
21″ x 18″	533 x 457	18″	457	155	70.3	48.5	25″ x 108¼″	635 x 2750	2172-4-18-16/4	2892	2172-4-18-16/3	3374

CATALOG SECTION 20

NEW

Spec-Master® FFN Series Flush Front Sinks

Double drainboards. 12 gauge front. 14 gauge backsplash, drainboards, and sink bowl partitions. All-welded base. ¾″ (19mm) inside radii. Legs are located directly under sink bowls, providing increased stability and maximum weight support. Entire base constructed of 1⅝″ (41mm) tubular stainless steel. Adjustable stainless steel bullet feet. Swirl-away drainage.

two-compartment flush front sink

Two Compartments

bowl size width x length in.	mm	drainboard length in.	mm	overall size width x length in.	mm	model #	list
27″ x 18″	686 x 457	24″	610	31″ x 87¼″	787 x 2216	FFN2736-2-24-14/3	11925
		30″	762	31″ x 97⅝″	787 x 2480	FFN2736-2-30-14/3	13347
27″ x 20″	686 x 508	24″	610	31″ x 91¼″	787 x 2318	FFN2740-2-24-14/3	12474
		30″	762	31″ x 101⅝″	787 x 2581	FFN2740-2-30-14/3	13890
27″ x 24″	686 x 610	24″	610	31″ x 99¼″	787 x 2521	FFN2748-2-24-14/3	13566
		30″	762	31″ x 109⅝″	787 x 2785	FFN2748-2-30-14/3	14988
27″ x 30″	686 x 762	24″	610	31″ x 111¼″	787 x 2826	FFN2760-2-24-14/3	15208
		30″	762	31″ x 121⅝″	787 x 3089	FFN2760-2-30-14/3	16624

Three Compartments

bowl size width x length in.	mm	drainboard length in.	mm	overall size width x length in.	mm	model #	list
27″ x 18″	686 x 457	24″	610	31″ x 105¼″	787 x 2673	FFN2754-3-24-14/3	14385
		30″	762	31″ x 117¼″	787 x 2978	FFN2754-3-30-14/3	16026
27″ x 20″	686 x 508	24″	610	31″ x 111¼″	787 x 2826	FFN2760-3-24-14/3	15208
		30″	762	31″ x 123¼″	787 x 3131	FFN2760-3-30-14/3	16849
27″ x 24″	686 x 610	24″	610	31″ x 123¼″	787 x 3131	FFN2772-3-24-14/3	16849
		30″	762	31″ x 135¼″	787 x 3435	FFN2772-3-30-14/3	18486
27″ x 30″	686 x 762	24″	610	31″ x 141¼″	787 x 3588	FFN2790-3-24-14/3	19309
		30″	762	31″ x 153¼″	787 x 3893	FFN2790-3-30-14/3	20950

two-compartment sink

three-compartment sink with single drainboard

three-compartment sink with double drainboards

Spec-Master® Supermarket Meat-Platter Sinks — see spec sheet EG20.38

All bowls have 14″ depth (356mm), ⅝″ (16mm) radius corners and are 14 gauge type 304 18-8 stainless steel construction. Available with one, two, or no drainboards. All shipping weights and cubic feet are approximate. **Freight class is 150.0**.

Two Compartments

inside bowl dimensions width x length in.	mm	overall dimensions width x length in.	mm	drain boards	weight lbs.	kg	cu ft	model #	list
14″ x 32″	356 x 813	37″ x 37″	902 x 940	none	155	70.3	23	SFN2832-2-14/3	4298
14″ x 32″	356 x 813	37″ x 53½″	902 x 1359	one 18″ (457mm) R or L	175	79.3	26	SFN2832-2-18R or L-14/3	4837
14″ x 32″	356 x 813	37″ x 70″	902 x 1778	two 18″ (457mm) R & L	200	90.7	46	SFN2832-2-18-14/3	5295

Three Compartments

inside bowl dimensions width x length in.	mm	overall dimensions width x length in.	mm	drain boards	weight lbs.	kg	cu ft	model #	list
two 14″ x 32″ (356 x 813mm) bowls, & one 20″ x 30″ (508 x 762mm) bowl		37″ x 59″	902 x 1499	none	164	74.4	36	SFN3052-3-14/3	5509
		37″ x 75½″	902 x 1918	one 18″ (457mm) R or L	192	87.1	47	SFN3052-3-18R or L-14/3	5962
		37″ x 92″	902 x 2337	two 18″ (457mm) R & L	210	95.3	58	SFN3052-3-18-14/3	6115
three 32″ x 14″ (813 x 356mm) bowls		39″ x 51″	991 x 1265	none	160	72.6	32	SFN3242-3-14/3	5741
		39″ x 67½″	991 x 1715	one 18″ (457mm) R or L	175	79.4	45	SFN3242-3-18R or L-14/3	5918
		39″ x 84″	991 x 2134	two 18″ (457mm) R & L	200	90.7	56	SFN3242-3-18-14/3	6129

100 Industrial Boulevard, Clayton, DE 19938-8903 U.S.A.
Phone: 800-441-8440 or 302-653-3000. Fax: 302-653-2065
http://www.eaglegrp.com

EAGLE GROUP
Profit from the Eagle Advantage®

Convenience Store Sinks — see spec sheet EG20.19

Deep-drawn, heavy gauge type 304 construction. 9 ½″ (241mm) backsplash includes 1″ (25mm) upturn and tile edge for easy installation and feathering to wall/splash sur face. Features ***NEW*** euro-style edging. All shipping weights and cubic feet are approximate. **Freight class is 150.0**.

Optional twist drain brackets available. **Works in conjunction with new optional twist handle drains (not included – see page 145)** .
To order, add $26 per compartment to list price and suffix " **-TB**" to model number (example: 310-10-3-12**-TB**).

310 Series

no. of bowls	bowl size width x length x depth	drain boards	overall size width x length	shipping weight	cu ft	model #	list
3	14″ x 10″ x 9½″ (355 x 254 x 241mm)	two 12″ (305mm)	21″ x 60″ (533 x 1524mm)	71 lbs. (32.2 kg)	23	310-10-3-12	2605
3	14″ x 10″ x 9½″ (355 x 254 x 241mm)	two 18″ (457mm)	21″ x 72″ (533 x 1829mm)	78 lbs. (35.4 kg)	27	310-10-3-18	2671
3	14″ x 10″ x 9½″ (355 x 254 x 241mm)	two 24″ (610mm)	21″ x 84″ (533 x 2134mm)	87 lbs. (39.5 kg)	32	310-10-3-24	2722

312 Series

no. of bowls	bowl size width x length x depth	drain boards	overall size width x length	shipping weight	cu ft	model #	list
3	20″ x 12″ x 12″ (508 x 305 x 305mm)	two 12″ (305mm)	27″ x 66″ (686 x 1676mm)	89 lbs. (40.4 kg)	22	312-12-3-12	2764
3	16″ x 14″ x 12″ (406 x 356 x 305mm)	two 12″ (305mm)	23″ x 72″ (584 x 1829mm)	105 lbs. (47.6 kg)	46	312-14-3-12	2961

convenience store sink (faucet not included)

Optional Faucet for Convenience Store Sinks

description	model #	list
10″ (254mm) spout	300489	116

314 Series Corner Sinks — see spec sheet EG20.09

Deep-drawn, heavy gauge type 304 construction. Comes with poly cutting board/sink cover . Features ***NEW*** euro-style edging. All shipping weights and cubic feet are approximate. **Freight class is 150.0**.

Optional twist drain brackets available. **Works in conjunction with new optional twist handle drains (not included - see page 145.)**
To order, add $26 per compartment to list price and suffix "- **TB**" to model number. Example: C314-10-3-12**-TB**

no. bowls	bowl size width x length x depth	drain boards	overall size width x length	shipping weight	cu ft	model #	list
3	10″ x 14″ x 9½″ (254 x 355 x 241mm)	two 12″ (305mm)	39″ x 43″ (991 x 1092mm)	80 lbs. (36.3 kg)	27	C314-10-3-12	4371
3	16″ x 20″ x 13½″ (406 x 508 x 342mm)	two 18″ (457mm)	57¼″ x 59¾″ (1454 x 1518mm)	140 lbs. (63.5 kg)	65	C314-16-3-18	5750
3	22″ x 22″ x 13½″ (558 x 558 x 342mm)	two 18″ (457mm)	69″ x 69″ (1753 x 1753mm)	175 lbs. (79.4 kg)	87	C314-22-3-18	6238
3	24″ x 24″ x 13½″ 610 x 610 x 342mm)	two 24″ (610mm)	79″ x 79″ (2007 x 2007mm)	200 lbs. (90.7 kg)	108	C314-24-3-24	6741

corner sink

Lavatory Sinks — see spec sheet EG20.12

All units have a marine edge and come with type 304 stainless steel sink bowl, gooseneck spout, soap dispenser, and basket drain. Wall mount and pedestal models available. **Freight class is 85.0**.

description	bowl size width x length x depth	overall size width x length	shipping weight	cubic feet	model #	list
wall mounted	16″ x 20″ x 8⅞″ (406 x 508 x 225mm)	23″ x 24⁵⁄₁₆″ (584 x 618mm)	35 lbs. (15.9 kg)	1.6	W1916-FA	1286
wall mounted, knee valve operation	16″ x 20″ x 8⅞″ (406 x 508 x 225mm)	23″ x 24⁵⁄₁₆″ (571 x 618mm)	43 lbs. (19.5 kg)	1.6	W1916	2463
pedestal mounted, foot pedal valve	16″ x 20″ x 8⅞″ (406 x 508 x 225mm)	23″ x 24⁵⁄₁₆″ (571 x 618mm)	48 lbs. (21.8 kg)	1.6	P1916	2168
pedestal mounted, elec. eye operation	16″ x 20″ x 8⅞″ (406 x 508 x 225mm)	23″ x 24⁵⁄₁₆″ (571 x 618mm)	48 lbs. (21.8 kg)	1.6	P1916FE	2903

P1916 lavatory sink

P1916FE

W1916-FA

W1916

Replacements for Lavatory Sinks

description	to fit process sink model #	model #	list
splash mount spout	P1916, P1916FE, W1916	300600	165
drain assembly	P1916, P1916FE, W1916,	300287	18
temperature adjustment valve, or "mixing valve"	P1916FE	326015	95

CATALOG SECTION 20

mop sink

Mop Sink — see spec sheet EG20.01 NSF

All type 304 18-8 stainless steel construction throughout. 8″ (203mm)-deep sink bowl is heavy gauge with deep-drawn coved corners. Includes drain with flat strainer plate. **Freight class is 85.0**.

See page 145 for optional Utility Shelves with Mop Hangers.

bowl size width x length x depth in	bowl size mm	overall size width x length in	overall size mm	shipping weight lbs.	shipping weight kg	cubic feet	model #	list
16″ x 20″ x 8″	406 x 508 x 203	21½″ x 24⅝″	546 x 625	35	15.8	4.2	F1916	1286

3-pole mop holder

4-pole mop holder

hose & bracket

service faucet

Optional Accessories for Mop Sink

description	weight lbs.	weight kg	model #	list
3-pole mop holder	4	1.8	312688	165
4-pole mop holder	4.5	2.0	321561	240
30″ (762mm) hose & wall mounted bracket	8	3.6	312689	158
service faucet (comes with vacuum breaker)	11	5.0	312690	461

Countertop Drop-In Self Rim Design Sinks — see spec sheet EG20.39 NSF

All units are 304 series stainless steel and come standard with mounting hardware, faucet, and basket drain. All weights and cubic feet are approximate. **Freight class is 85.0**.

Faucet holes are punched on 4″ (102mm) centers. To order sinks with faucet holes punched on 8″ (203mm) centers, add $150 to list price and add suffix "**-8CL**" (example: SR18-24-13.5-3-**8CL**). Note: Faucets sold separately for "-8CL" sinks. See page 139 for faucets available.

Note: not intended for NSF installation into stainless steel worksurface. Please consult factor y if need arises.

SR10-14-5-1

SRWU10-14-5-1

SR10-14-9.5-2



SR10-14-9.5-3

One Compartment – Furnished with a #302004 faucet, except where noted.

inside bowl dimensions width x length x depth in.	mm	overall dimensions width x length in.	mm	cutout dimensions width x length in.	mm	gauge	drain hole in.	mm	weight lbs.	kg	cubic feet	model #	list
14″ x 10″ x 5″	356 x 254 x 127	19″ x 12¾″	483 x 324	17⅜″ x 11″	441 x 279	20	3½″	89	10	4.5	1.7	SR10-14-5-1	346
14″ x 10″ x 9½″	356 x 254 x 241	18⅞″ x 12¾″	479 x 324	17¼″ x 11″	483 x 279	18	3½″	89	12	5.4	1.7	SR10-14-9.5-1	454
10″ x 14″ x 5″	254 x 356 x 127	15″ x 16¾″	381 x 426	13⅜″ x 15″	340 x 381	20	3½″	89	10	4.5	1.7	SRW10-14-5-1	605
10″ x 14″ x 5″	254 x 356 x 127	15″ x 16¾″	381 x 426	13⅜″ x 15″	340 x 381	20	3½″	89	12	5.4	3.0	SRWU10-14-5-1*	798
16″ x 14″ x 9½″	406 x 356 x 241	21″ x 16¾″	533 x 425	19⅜″ x 15″	492 x 381	18	3½″	89	23	10.4	3.4	SR14-16-9.5-1	726
16″ x 20″ x 8″	406 x 508 x 203	20¾″ x 22½″	527 x 572	19⅛″ x 20¾″	486 x 527	18	3½″	89	24	10.9	7.7	SR19-16-8-1**	726
16″ x 20″ x 13½″	406 x 508 x 343	20¾″ x 22½″	527 x 572	19⅛″ x 20¾″	486 x 527	18	3½″	89	25	11.3	8.1	SR19-16-13.5-1**	779
22″ x 22″ x 13½″	559 x 559 x 343	27″ x 24¾″	686 x 629	25⅜″ x 23″	645 x 603	18	3½″	89	28	12.7	8.9	SR22-22-13.5-1**	963

* #SRWU10-14-5-1 features an upturn on sides and rear.

** These sinks utilize a #300490 faucet with 12″ (305mm) swivel spout.

Two Compartment – Furnished with a #300490 faucet with 12″ (203mm) spout, except where noted.

inside bowl dimensions width x length x depth in.	mm	overall dimensions width x length in.	mm	cutout dimensions width x length in.	mm	gauge	drain hole in.	mm	weight lbs.	kg	cubic feet	model #	list
14″ x 10″ x 9½″	356 x 254 x 241	18⅞″ x 24¾″	479 x 629	17¼″ x 23″	438 x 584	18	3½″	89	25	11.3	4.8	SR10-14-9.5-2*	902
20″ x 16″ x 8″	508 x 406 x 203	24¾″ x 36¼″	629 x 921	23⅛″ x 34½″	587 x 876	18	3½″	89	30	13.6	10.6	SR16-19-8-2	1291
20″ x 16″ x 13½″	508 x 406 x 343	24¾″ x 36¼″	629 x 921	23⅛″ x 34½″	587 x 876	18	3½″	89	50	22.7	11.9	SR16-19-13.5-2	1357
22″ x 22″ x 13½″	559 x 559 x 343	27″ x 48¾″	686 x 1238	25⅜″ x 47″	645 x 1194	18	3½″	89	57	25.9	14.0	SR22-22-13.5-2	1728

* Model #SR10-14-9.5-2 utilizes a #301248 faucet with 8″ (203mm) swivel spout.

Three Compartment – Furnished with a #300490 faucet with 12″ (305mm) spout, except where noted.

inside bowl dimensions width x length x depth in.	mm	overall dimensions width x length in.	mm	cutout dimensions width x length in.	mm	gauge	drain hole in.	mm	weight lbs.	kg	cubic feet	model #	list
14″ x 10″ x 9½″	356 x 254 x 241	18⅞″ x 36¾″	479 x 933	17¼″ x 35″	438 x 889	18	3½″	89	37	16.8	7.4	SR10-14-9.5-3	1300
16″ x 14″ x 9½″	406 x 356 x 241	21″ x 48¾″	533 x 1238	19⅜″ x 47″	492 x 1194	18	3½″	89	70	31.8	10.1	SR14-16-9.5-3	1512
20″ x 16″ x 13½″	508 x 406 x 343	24¾″ x 54″	629 x 1372	23⅛″ x 52¼″	587 x 1327	18	3½″	89	77	34.9	18.1	SR16-19-13.5-3	1778
24″ x 18″ x 13½″	610 x 457 x 343	28¾″ x 60″	730 x 1524	27⅛″ x 58¼″	689 x 1480	18	3½″	89	90	40.8	23.2	SR18-24-13.5-3*	2158

* These sinks utilize a #301440 faucet with 14″ (356mm) swivel spout.

100 Industrial Boulevard, Clayton, DE 19938-8903 U.S.A.
Phone: 800-441-8440 or 302-653-3000. Fax: 302-653-2065
http://www.eaglegrp.com

EAGLE GROUP
Profit from the Eagle Advantage®

CATALOG SECTION 20

Countertop Drop-In Sinks with Ardee Rim — see spec sheet EG20.17

All sinks include one-piece ardee rim with mounting hardware. Deep-drawn seamless bowls are type 304 stainless steel. All sinks are furnished with drains in the center of the bowl except 12″ x 14″ (305 x 356mm) sinks, in which the drains are located in the rear of the bowl. Cutouts to include 1 13/16″ (46mm) radius corners. **Freight class is 85.0**.

For countertop thicker than 1″ (25mm), order # **336320** extension clips. **List price: $5 each**

Note: not intended for installation into stainless steel worksurface. Please consult factor y if need arises.

one-compartment…

…two-compartment…

…three-compartment counter drop-in sink

One Compartment - Furnished with a #301248 faucet with 8″ (203mm) spout, except where noted.

inside bowl dimensions width x length x depth in.	mm	overall dimensions width x length in.	mm	cutout dimensions width x length in.	mm	gauge	drain hole in.	mm	weight lbs.	kg	cu ft	model #	list
14″ x 10″ x 5″	356 x 254 x 127	19⅛″ x 12¾″	486 x 324	18¾″ x 12⅜″	476 x 314	20	3½″	89	10	4.5	1.0	CDI-10-14-5-1*	371
14″ x 10″ x 9½″	356 x 254 x 241	19⅛″ x 12¾″	486 x 324	18¾″ x 12⅜″	476 x 314	18	3½″	89	12	5.4	1.6	CDI-10-14-9.5-1 *	495
14″ x 12″ x 9½″	356 x 305 x 241	19⅛″ x 14¾″	486 x 375	18¾″ x 14⅜″	476 x 365	20	3½″	89	14	6.4	3.0	CDI-12-14-9.5-1 *	607
12″ x 20″ x 6½″	305 x 508 x 165	17⅛″ x 22¾″	435 x 578	16¾″ x 22⅜″	425 x 568	22	2″	51	15	6.8	1.8	CDI-20-12-6.5-1	592
16″ x 14″ x 9½″	406 x 356 x 241	21⅛″ x 16¾″	537 x 426	20¾″ x 16⅜″	527 x 416	20	3½″	89	15	6.8	3.4	CDI-14-16-9.5-1	678
19¾″ x 15⅜″ x 8″	502 x 391 x 203	24⅞″ x 18⅛″	632 x 460	24½″ x 17¾″	622 x 451	20	2″	51	16	7.3	3.8	CDI-15.38-19.75-8-1	621
16″ x 20″ x 8″	406 x 508 x 203	21⅛″ x 21¾″	537 x 553	20¾″ x 21⅜″	527 x 543	18	3½″	89	25	11.3	5.2	CDI-19-16-8-1	763
16″ x 20″ x 13½″	406 x 508 x 343	21⅛″ x 21¾″	537 x 553	20¾″ x 21⅜″	527 x 543	18	3½″	89	27	12.2	8.1	CDI-19-16-13.5-1	904
18″ x 24″ x 13½″	457 x 610 x 343	23⅛″ x 26¾″	584 x 680	22¾″ x 26⅜″	578 x 670	18	3½″	89	39	17.6	8.9	CDI-24-18-13.5-1	1114
22″ x 22″ x 13½″	559 x 559 x 343	27⅛″ x 24¾″	689 x 629	26¾″ x 24⅜″	680 x 619	18	3½″	89	41	18.6	5.9	CDI-22-22-13.5-1	1136
24″ x 24″ x 13½″	610 x 610 x 343	29⅛″ x 26¾″	740 x 680	28¾″ x 26⅜″	730 x 670	18	3½″	89	43	19.5	14.0	CDI-24-24-13.5-1	1166

* These sinks utilize a #302004 faucet with gooseneck spout.

Two Compartments - Furnished with a #301248 faucet with 8″ (203mm) spout, except where noted.

inside bowl dimensions width x length x depth in.	mm	overall dimensions width x length in.	mm	cutout dimensions width x length in.	mm	gauge	drain hole in.	mm	weight lbs.	kg	cu ft	model #	list
14″ x 10″ x 9½″	356 x 254 x 241	19⅛″ x 24¾″	486 x 629	18¾″ x 24⅜″	476 x 619	18	3½″	89	21	9.5	4.8	CDI-10-14-9.5-2	865
14″ x 12″ x 9½″	356 x 305 x 241	19⅛″ x 28¾″	486 x 730	18¾″ x 28⅜″	476 x 721	20	3½″	89	23	10.4	5.3	CDI-12-14-9.5-2	1140
16″ x 14″ x 9½″	406 x 356 x 241	21⅛″ x 32¾″	537 x 832	20¾″ x 32⅜″	527 x 822	20	3½″	89	27	12.2	6.8	CDI-14-16-9.5-2	1174
20″ x 16″ x 8″	508 x 406 x 203	24⅛″ x 36¾″	613 x 933	23¾″ x 36⅜″	603 x 924	18	3½″	89	45	20.4	7.5	CDI-16-19-8-2	1249
20″ x 16″ x 13½″	508 x 406 x 343	24⅛″ x 36¾″	613 x 933	23¾″ x 36⅜″	603 x 924	18	3½″	89	52	23.6	11.0	CDI-16-19-13.5-2	1377
24″ x 18″ x 13½″	610 x 457 x 343	29⅛″ x 40¾″	740 x 1035	28¾″ x 40⅜″	730 x 1025	18	3½″	89	75	34.0	11.8	CDI-18-24-13.5-2	1755
22″ x 22″ x 13½″	559 x 559 x 343	27⅛″ x 48¾″	689 x 1238	26¾″ x 48⅜″	679 x 1229	18	3½″	89	77	34.9	11.9	CDI-22-22-13.5-2 *	1772
24″ x 24″ x 13½″	610 x 610 x 343	29⅛″ x 52¾″	740 x 1340	28¾″ x 52⅜″	730 x 1330	18	3½″	89	83	37.6	12.8	CDI-24-24-13.5-2 *	1848

* These sinks utilize a #300490 faucet with 12″ (305mm) spout.

Three Compartments - Furnished with a #300490 faucet with 12″ (305mm) spout, except where noted.

inside bowl dimensions width x length x depth in.	mm	overall dimensions width x length in.	mm	cutout dimensions width x length in.	mm	gauge	drain hole in.	mm	weight lbs.	kg	cu ft	model #	list
14″ x 10″ x 9½″	356 x 254 x 241	19⅛″ x 36¾″	486 x 933	18¾″ x 36⅜″	476 x 924	18	3½″	89	30	13.6	6.4	CDI-10-14-9.5-3	1280
14″ x 12″ x 9½″	356 x 305 x 241	19⅛″ x 42¾″	486 x 1086	18¾″ x 42⅜″	476 x 1076	20	3½″	89	32	14.5	7.6	CDI-12-14-9.5-3	1609
16″ x 14″ x 9½″	406 x 356 x 241	21⅛″ x 48¾″	537 x 1238	20¾″ x 48⅜″	527 x 1229	20	3½″	89	38	17.2	11.8	CDI-14-16-9.5-3	1739
20″ x 16″ x 8″	508 x 406 x 203	24⅛″ x 54¾″	613 x 1391	23¾″ x 54⅜″	603 x 1381	18	3½″	89	65	29.5	12.0	CDI-16-19-8-3*	2084
20″ x 16″ x 13½″	508 x 406 x 343	24⅛″ x 54¾″	613 x 1391	23¾″ x 54⅜″	603 x 1381	18	3½″	89	77	34.9	15.9	CDI-16-19-13.5-3 *	2198
24″ x 18″ x 13½″	610 x 457 x 343	29⅛″ x 60¾″	740 x 1543	28¾″ x 60⅜″	730 x 1534	18	3½″	89	103	46.7	15.9	CDI-18-24-13.5-3 *	2677

* These sinks utilize a #301440 faucet with 14″ (356mm) spout.

Optional Standard Deck Mount Faucets for Countertop Drop-In Sinks

description	model #	list
gooseneck faucet, 4″ (102mm) center, for single bowls	302004	160
8″ (203mm) spout, 8″ (203mm) center, for single and double bowls, with spray arm	303560 *	426
12″ (305mm) spout, 8″ (203mm) center, for triple bowls, with spray arm	303561 *	481
14″ (356mm) spout, 8″ (203mm) center, for triple bowls, with spray arm	303562 *	479

* Faucets with spray arm require special faucet holes.

#302004 faucet

#303560 faucet

Optional T&S Deck Mount Faucets for Countertop Drop-In Sinks

T&S **OUR BEST**

description	model #	list
gooseneck faucet, 4″ (102mm) center, for single bowls	313308	383
8″ (203mm) spout, 4″ (102mm) center, for single and double bowls	313306	369
12″ (305mm) spout, 4″ (102mm) center, for triple bowls	313303	382
14″ (356mm) spout, 4″ (102mm) center, for triple bowls	313307	383

#313306 T&S faucet

CATALOG SECTION 20

OEM Sink Bowls with Drawn Bowl — see spec sheet EG20.18 NSF

For NSF-approved welded fabrication. Deep-drawn seamless bowls. Type 304 stainless steel construction. Bowls are provided with drain holes only. All shipping weights and cubic feet are approximate. **Freight class is 85.0**.

one-compartment OEM sink bowl

two-compartment OEM sink bowl

three-compartment OEM sink bowl

four-compartment OEM sink bowl

One Compartment

inside bowl dimensions width x length x depth in.	mm	overall dimensions width x length in.	mm	gauge	drain hole in.	mm	weight lbs.	kg	cu ft	model #	list
14″ x 10″ x 5″	356 x 254 x 127	16″ x 12″	406 x 305	20	3½″	89	9	4.1	1.4	FDI-10-14-5-1	279
14″ x 10″ x 9½″	356 x 254 x 241	16″ x 12″	406 x 305	18	3½″	89	11	5.0	1.4	FDI-10-14-9.5-1	310
14″ x 12″ x 9½″	356 x 305 x 241	16″ x 14″	406 x 356	20	3½″	89	13	5.8	2.4	FDI-12-14-9.5-1	323
20″ x 12″ x 6½″	508 x 305 x 165	22″ x 14″	559 x 356	20	2″	51	14	6.4	2.6	FDI-12-20-6.5-1	279
16″ x 14″ x 9½″	406 x 356 x 241	18″ x 16″	457 x 406	20	3½″	89	14	6.4	2.3	FDI-14-16-9.5-1	355
16″ x 14″ x 6″	406 x 356 x 152	18″ x 16″	457 x 406	20	3½″	89	14	6.4	2.5	FDI-14-16-6-1	346
19¾″ x 15⅜″ x 8″	502 x 391 x 203	21¾″ x 17⅜″	552 x 441	20	2″	51	15	6.8	2.6	FDI-15.38-19.75-8-1	358
20″ x 16″ x 8″	508 x 406 x 203	21¾″ x 18″	552 x 457	18	3½″	89	23	10.4	3.7	FDI-16-19-8-1	435
20″ x 16″ x 13½″	508 x 406 x 343	21¾″ x 18″	552 x 457	18	3½″	89	25	11.3	3.7	FDI-16-19-13.5-1	440
24″ x 18″ x 13½″	610 x 457 x 343	26″ x 20″	660 x 508	18	3½″	89	37	16.8	8.6	FDI-18-24-13.5-1	533
20″ x 20″ x 5″	508 x 508 x 127	22″ x 22″	559 x 559	20	3½″	89	19	8.6	1.5	FDI-20-20-5-1	236
22″ x 22″ x 13½″	559 x 559 x 343	24″ x 24″	610 x 610	18	3½″	89	39	17.6	7.3	FDI-22-22-13.5-1	621
24″ x 24″ x 13½″	610 x 610 x 343	26″ x 26″	660 x 660	18	3½″	89	41	18.6	8.3	FDI-24-24-13.5-1	648

Two Compartments

inside bowl dimensions width x length x depth in.	mm	overall dimensions width x length in.	mm	gauge	drain hole in.	mm	weight lbs.	kg	cu ft	model #	list
14″ x 10″ x 9½″	356 x 254 x 241	16″ x 24″	406 x 610	18	3½″	89	19	8.6	6.5	FDI-10-14-9.5-2	596
14″ x 12″ x 9½″	356 x 305 x 241	16″ x 28″	406 x 711	20	3½″	89	21	9.5	4.5	FDI-12-14-9.5-2	642
16″ x 14″ x 9½″	406 x 356 x 241	18″ x 32″	457 x 813	20	3½″	89	25	11.3	6.2	FDI-14-16-9.5-2	692
20″ x 16″ x 8″	508 x 406 x 203	21¾″ x 36″	552 x 914	18	3½″	89	43	19.5	5.1	FDI-16-19-8-2	842
20″ x 16″ x 13½″	508 x 406 x 343	21¾″ x 36″	552 x 914	18	3½″	89	50	22.7	7.6	FDI-16-19-13.5-2	865
24″ x 18″ x 13½″	610 x 457 x 343	26″ x 40″	660 x 1016	18	3½″	89	73	33.1	15.7	FDI-18-24-13.5-2	1011
22″ x 22″ x 13½″	559 x 559 x 343	24″ x 48″	610 x 1219	18	3½″	89	75	34.0	12.6	FDI-22-22-13.5-2	1199
24″ x 24″ x 13½″	610 x 610 x 343	26″ x 52″	660 x 1321	18	3½″	89	81	36.7	15.0	FDI-24-24-13.5-2	1249

Three Compartments

inside bowl dimensions width x length x depth in.	mm	overall dimensions width x length in.	mm	gauge	drain hole in.	mm	weight lbs.	kg	cu ft	model #	list
14″ x 10″ x 9½″	356 x 254 x 241	16″ x 36″	406 x 914	18	3½″	89	27	12.2	4.0	FDI-10-14-9.5-3	889
14″ x 12″ x 9½″	356 x 305 x 241	16″ x 42″	406 x 1067	20	3½″	89	30	13.6	5.3	FDI-12-14-9.5-3	899
16″ x 14″ x 9½″	406 x 356 x 241	18″ x 48″	457 x 1219	20	3½″	89	36	16.3	7.2	FDI-14-16-9.5-3	1008
20″ x 16″ x 8″	508 x 406 x 203	21¾″ x 54″	552 x 1372	18	3½″	89	63	28.6	11.3	FDI-16-19-8-3	1214
20″ x 16″ x 13½″	508 x 406 x 343	21¾″ x 54″	552 x 1372	18	3½″	89	75	34.0	15.9	FDI-16-19-13.5-3	1267
24″ x 18″ x 13½″	610 x 457 x 343	26″ x 60″	660 x 1524	18	3½″	89	101	45.8	21.8	FDI-18-24-13.5-3	1468
22″ x 22″ x 13½″	559 x 559 x 343	24″ x 72″	610 x 1829	18	3½″	89	113	51.3	19.8	FDI-22-22-13.5-3	1665
24″ x 24″ x 13½″	610 x 610 x 343	26″ x 78″	660 x 1981	18	3½″	89	123	55.8	21.8	FDI-24-24-13.5-3	1736

Four Compartments

inside bowl dimensions width x length x depth in.	mm	overall dimensions width x length in.	mm	gauge	drain hole in.	mm	weight lbs.	kg	cu ft	model #	list
14″ x 10″ x 9½″	356 x 254 x 241	16″ x 48″	406 x 1219	18	3½″	89	35	15.9	6.0	FDI-10-14-9.5-4	1070
14″ x 12″ x 9½″	356 x 305 x 241	16″ x 56″	406 x 1422	20	3½″	89	39	17.6	7.2	FDI-12-14-9.5-4	1067
16″ x 14″ x 9½″	406 x 356 x 241	18″ x 64″	457 x 1626	20	3½″	89	47	21.3	9.7	FDI-14-16-9.5-4	1160
20″ x 16″ x 8″	508 x 406 x 203	21¾″ x 72″	552 x 1829	18	3½″	89	83	37.6	16.9	FDI-16-19-8-4	1468
20″ x 16″ x 13½″	508 x 406 x 343	21¾″ x 72″	552 x 1829	18	3½″	89	100	45.4	14.8	FDI-16-19-13.5-4	1515
24″ x 18″ x 13½″	610 x 457 x 343	26″ x 80″	660 x 3032	18	3½″	89	129	58.5	28.4	FDI-18-24-13.5-4	1727
22″ x 22″ x 13½″	559 x 559 x 343	24″ x 96″	610 x 2438	18	3½″	89	151	68.6	23.5	FDI-22-22-13.5-4	2020
24″ x 24″ x 13½″	610 x 610 x 343	26″ x 104″	660 x 2642	18	3½″	89	163	73.9	28.5	FDI-24-24-13.5-4	2102

100 Industrial Boulevard, Clayton, DE 19938-8903 U.S.A.
Phone: 800-441-8440 or 302-653-3000. Fax: 302-653-2065
http://www.eaglegrp.com

EAGLE GROUP
Profit from the Eagle Advantage®

OEM Sink Bowls with Fabricated Straight Wall (NSF)

For NSF-approved welded fabrication. Type 304 18-8 stainless steel construction. Bowls are tapered to allow for 60% nesting which facilitates shipping and storage. Featured are ⅝″ (16mm) radius corners, 3½″ (89mm) drain hole with sump, and swirlaway drainage. **Freight class is 85.0**.

inside bowl dimensions (W x L x D) in.	mm	gauge	weight lbs.	kg	cu ft	model #	list
9″ x 12″ x 6″	229 x 305 x 432	16	6	2.7	0.4	FNWNF-9-12-6-1	574
9″ x 14″ x 8″	229 x 356 x 203	16	8	3.6	0.5	FNWNF-9-14-8-1	608
12″ x 14″ x 8″	305 x 356 x 203	16	11	5.0	0.8	FNWNF-12-14-8-1	627
14″ x 16″ x 8″	356 x 406 x 203	16	12	5.4	1.0	FNWNF-14-16-8-1	657
18″ x 18″ x 10″	457 x 457 x 254	14	24	10.9	1.9	FNWNF-18-18-10-1	567
18″ x 18″ x 12″	457 x 457 x 305	14	27	12.2	2.3	FNWNF-18-18-12-1	596
20″ x 20″ x 10″	508 x 508 x 254	14	25	11.3	2.3	FNWNF-20-20-10-1	621
20″ x 20″ x 12″	508 x 508 x 305	14	29	13.2	2.8	FNWNF-20-20-12-1	654
20″ x 20″ x 14″	508 x 508 x 356	14	32	14.5	3.2	FNWNF-20-20-14-1	689
20″ x 27″ x 6″	508 x 686 x 432	14	20	9.0	1.5	FNWNF-20-27-6-1	587
20½″ x 20½″ x 5″	521 x 521 x 127	14	18	8.2	1.2	FNWNF-20.5-20.5-5-1	529
20½″ x 20½″ x 8″	521 x 521 x 203	14	24	10.9	1.9	FNWNF-20.5-20.5-8-1	580
24″ x 24″ x 12″	610 x 610 x 305	14	38	17.2	4.0	FNWNF-24-24-12-1	726
24″ x 24″ x 14″	610 x 610 x 356	14	42	19.1	4.7	FNWNF-24-24-14-1	763

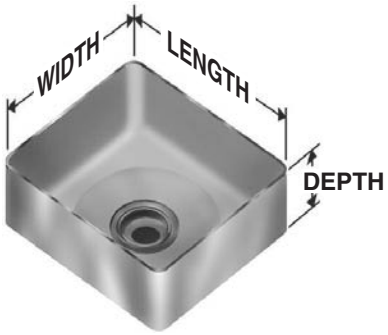

OEM bowl

Detachable Drainboards for Utility Sinks — see spec sheet EG20.13

Unique die-stamped rolled rim construction. All drainboards are fully reversible, allowing for left- or right-hand operation. "Easy clip-on installation" utilizes two support brackets that bolt to sink gussets. Available in 430 or 304 series stainless steel. Drainboards 30″ (762mm) long are furnished with legs. **Freight class is 70.0**.

width (front-to-back) x length (side-to-side) in.	mm	weight lbs.	kg	cu ft	16 gauge type 430 stainless steel model #	list	16 gauge type 304 stainless steel model #	list
18″ x 18″	457 x 457	19	8.6	1.8	18x18 RRDEDB	232	18x18 RRDEDB-16/3	389
18″ x 24″	457 x 610	23	10.4	1.9	18x24 RRDEDB	246	18x24 RRDEDB-16/3	409
18″ x 30″	457 x 762	27	12.2	2.8	18x30 RRDEDB	419	18x30 RRDEDB-16/3	457
21″ x 18″	533 x 457	20	9.0	1.8	21x18 RRDEDB	232	21x18 RRDEDB-16/3	389
21″ x 24″	533 x 610	24	10.9	2.1	21x24 RRDEDB	245	21x24 RRDEDB-16/3	409
21″ x 30″	533 x 762	28	12.7	2.5	21x30 RRDEDB	468	21x30 RRDEDB-16/3	492
24″ x 18″	610 x 457	21	9.5	2.3	24x18 RRDEDB	239	24x18 RRDEDB-16/3	384
24″ x 24″	610 x 610	25	11.3	2.4	24x24 RRDEDB	259	24x24 RRDEDB-16/3	422
24″ x 30″	610 x 762	29	13.2	2.7	24x30 RRDEDB	459	24x30 RRDEDB-16/3	484



CATALOG SECTION 20

Sink Accessories/Replacements – see spec sheet EG20.51

crossbraced legs with stainless steel feet

Sink Kits for 314, 412, and 414 Series Sinks

All kits include stainless steel crossbraced legs, gussets, feet and T&S faucet #313293.

Kit A

Add suffix **"-CLF"** to sink model number.

description	add to list price
1 faucet	1020
2 faucets	1546

Kit B

Standard sink kit components plus lever drain. Add suffix **"-CLFD"** to sink model number.

description	add to list price
1 faucet	1020
2 faucets	1546
per lever drain	202

Kit C

Standard sink kit components plus lever drain with over flow. Add suffix " **-CLFDO"** to sink model number.

description	add to list price
1 faucet	1020
2 faucets	1546
per lever drain with overflow	410

Kit D NEW

Standard sink kit components plus twist handle drain and twist handle bracket. Add suffix **"-CLFDT"** to sink model number.

description	add to list price
1 faucet	1020
2 faucets	1546
per twist handle drain	214

Kit E NEW

Standard sink kit components plus twist handle drain with over flow and twist handle bracket. Add suffix **"-CLFDOT"** to sink model number.

description	add to list price
1 faucet	1020
2 faucets	1546
per twist handle drain with overflow	484

T&S faucet #313293

OUR BEST

Sink Kits for Spec-Master® FN Series Sinks

Includes T&S faucet #313293.

Kit A

Add suffix **"-F"** to sink model number.

description	add to list price
1 faucet	526
2 faucets	1052

Kit B

Includes T&S faucet plus lever drain. Add suffix **"-FD"** to sink model number.

description	add to list price
1 faucet	526
2 faucets	1052
per lever drain	202

Kit C

Includes T&S faucet plus lever drain with overflow. Add suffix "**-FDO"** to sink model number.

description	add to list price
1 faucet	526
2 faucets	1052
per lever drain with overflow	410

Kit D NEW

Includes T&S faucet plus twist handle drain and twist handle bracket. Add suffix **"-FDT"** to sink model number.

description	add to list price
1 faucet	526
2 faucets	1052
per twist handle drain	214

Kit E NEW

Includes T&S faucet plus twist handle drain with over flow and twist handle bracket. Add suffix **"-FDOT"** to sink model number.

description	add to list price
1 faucet	526
2 faucets	1052
per twist handle drain with overflow	484

lever drain (with sink kits B)

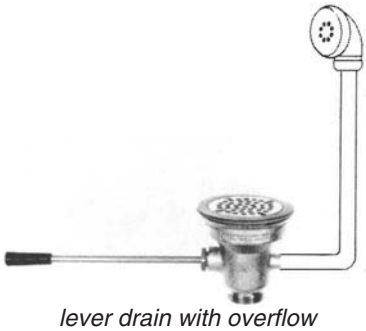

lever drain with overflow (with sink kits C)

Custom options and accessories for Sinks can be found on pages 266-267.

100 Industrial Boulevard, Clayton, DE 19938-8903 U.S.A.
Phone: 800-441-8440 or 302-653-3000. Fax: 302-653-2065
http://www.eaglegrp.com

EAGLE GROUP
Profit from the Eagle Advantage®

Sink Accessories/Replacements – see spec sheet EG20.51

DrainPerfect® Wall Mount Can Drainer

U.S. Patent #5,396,838. Constructed of heavy duty stainless steel. Includes adapter to switch between #6 and #10 cans without the use of tools. Drains cans in seconds. Drains safely and quickly in one step, avoiding the need to hand-press or colander -drain canned foods. Eliminates awkward use of for ce required to hold lid, rotate and drain. Easy grip handles and knobs. Nylon guides and bushings ensure smooth operation.

See page 105 for DrainPerfect® Table Mount Can Drainer.

model #	list
DP-WE	837

DrainPerfect® can drainer shown with optional poly board

Optional Poly Board Wall Mount for #DP-WE

Comes with predrilled mounting hardware. W all mount holes on 16˝ (406mm) centers. ½˝ (13mm)-thick poly board is 18˝ x 22˝ (457 x 559mm) overall size.

model #	list
DPA-POLY	108

Faucets

Standard Faucets

8˝ (203mm) centers.

description	model #	list
8˝ (203mm) spout, standard, splash mounted	313918	192
12˝ (305mm) spout, standard, splash mounted	300716	198
14˝ (356mm) spout, standard, splash mounted	300804	201
16˝ (406mm) spout, standard, splash mounted	313919	202
12˝ (305mm) spout, heavy duty, splash mounted	301001	474
14˝ (356mm) spout, heavy duty, splash mounted	301002	479
19˝ (489mm) double-jointed spout, splash mounted	301003	532
gooseneck, 8˝ (203mm) center, splash mounted	313075	141

12˝ (305mm) heavy duty faucet

19˝ (483mm) double-jointed spout faucet

Repair Kit for Standard Faucets

For faucets #313918, 300716, 300804 and 313919.

description	model #	list
consists of hot/cold stems, handles, seats, bonnet nuts and O-rings	304146	87

T&S Extra Heavy Duty Faucets ***OUR BEST***

Top-of-the-line. Splash mounted with 8˝ (203mm) centers. Features T&S quality products.

description	model #	list
8˝ (203mm) spout	313920	513
10˝ (254mm) spout	340380	523
12˝ (305mm) spout	313293	526
14˝ (356mm) spout	313294	531

12˝ (305mm) T&S faucet

Standard Faucets with Wrist Handles

Deck mounted with 4˝ (102mm) centers. Features include 4˝ (102mm) long wrist handles and rigid gooseneck spout.

description	model #	list
standard	301005	271
heavy duty	301004	442

standard wrist handle faucet

T&S Extra Heavy Duty Faucets with Wrist Handles ***OUR BEST***

Top-of-the-line. Deck mounted with 4˝ (102mm) centers. Same features as the above mentioned models, plus T&S quality.

description	model #	list
extra heavy duty	313304	524

T&S wrist handle faucet

CATALOG SECTION 20

Sink Accessories/Replacements – see spec sheet EG20.51

splash mounted prerinse spray unit

prerinse spray valve assembly

deck mounted prerinse spray unit

prerinse wall bracket

prerinse faucet add-on

Prerinse Units and Components

Standard

description	model #	list
splash mounted spray unit	300719	981
deck mounted spray unit	300718	978
faucet add-on with 12″ (305mm) spout	301189	260
wall bracket	301190	66
prerinse hose, 36″ (914mm) length	313116	186
prerinse spray valve assembly for spray units #300718 and 300719	313323	161

T&S Extra Heavy Duty

OUR BEST

Top-of-the-line.

description	model #	list
splash mounted spray unit with wall bracket	313296	1284
deck mounted spray unit with wall bracket	313295	1209
faucet add-on with 12″ (305mm) spout for use with #313296 faucet	313297	320

polyboard sink cover

stainless steel sink cover

Sink Covers

Polyboard

fits sink bowl size	model #	list
14″ x 10″ (356 x 254mm)	313207	117
16″ x 20″ (483 x 508mm)	351584	133
20″ x 18″ (508 x 457mm)	335377	137
20″ x 20″ (508 x 508mm)	326267	139
22″ x 22″ (559 x 559mm)	313204	143
24″ x 18″ (610 x 457mm)	326268	140
24″ x 24″ (610 x 610mm)	313205	155
28″ x 20″ (711 x 508mm)	326269	154

Stainless Steel

fits sink bowl size	model #	list
14″ x 10″ (356 x 254mm)	321555	145
16″ x 20″ (483 x 508mm)	351585	165
20″ x 18″ (508 x 457mm)	346175	174
20″ x 20″ (508 x 508mm)	305428	176
22″ x 22″ (559 x 559mm)	321557	184
24″ x 18″ (610 x 457mm)	326270	179
24″ x 24″ (610 x 610mm)	321558	226
28″ x 20″ (711 x 508mm)	326271	181

flanged bullet foot

Leg Components

description	model #	list each
19″ (483mm) stainless steel leg for utility sinks	300315	28
stainless steel bullet feet	300692	16
stainless steel flanged bullet feet	313835	23
plastic bullet feet	300293	2

Custom options and accessories for Sinks can be found on pages 266-267.

100 Industrial Boulevard, Clayton, DE 19938-8903 U.S.A.
Phone: 800-441-8440 or 302-653-3000. Fax: 302-653-2065
http://www.eaglegrp.com

EAGLE GROUP
Profit from the Eagle Advantage®

Sink Accessories/Replacements – see spec sheet EG20.51

Drains

description	MAXIMUM FLOW RATE gal. per minute	gal. per hour	model #	list
lever handle drain with 1.5″ (38mm) IPS connection	27	1620	300720	202
lever handle drain with 2″ (51mm) IPS connection	32	1920	300721	202
lever handle drain with 2″ (51mm) IPS connection and overflow	32	1920	300722	416
twist handle drain with 1.5″ (38mm) IPS connection	27	1620	341189 *	214
twist handle drain with 2″ (51mm) IPS connection	32	1920	336002 *	214
twist handle drain with 2″ (51mm) IPS connection and overflow	32	1920	341190 *	484
crumb cup strainer with 1.5″ (38mm) outlet	18	1080	300287	18

* Twist handle bracket, for use with twist handle drain, should be ordered as sink option " **-TB**" at time of sink order.

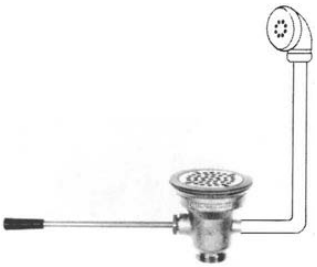

lever handle drain with overflow

twist handle drain

crumb cup strainer

Utility Shelves with Mop Hangers – see spec sheet EG20.02

16 gauge type 304 stainless steel. Comes with mop hangers and flat hooks. Hangers and hooks are riveted to front of shelf.

width x length in.	mm	model #	list
8″ x 24″	203 x 610	US0824-16/3	499
8″ x 36″	203 x 914	US0836-16/3	574

utility shelf with mop hangers

Plumbing Components

description	model #	list each
P-trap, nickel-plated	300789	79
tail piece for 1.5″ (38.1mm) IPS connection, nickel-plated	300791	14
anti-siphon vacuum breaker	313832	154
backflow preventer	313834	180

P-trap

tail piece

anti-siphon vacuum breaker

backflow preventer

Control Bracket

description	model #	list each
3″ x 5″ (76 x 127mm), extra heavy duty	309796	61

control bracket

Custom options and accessories for Sinks can be found on pages 266-267.

CATALOG SECTION 20

Floor Troughs & Drains

A wide variety of uses: drain off at kettles, indirect waste drainage at walk-in boxes, or indirect waste drainage for sinks. 14 gauge type 304 stainless steel construction. Designed for assurance of complete drainage. Floor troughs and floor drains come with subway-style grating. Troughs and drains feature coved corners and accommodate up to a 4˝ (102mm)-diameter waste pipe.

Floor Troughs – see spec sheet EG25.00

Built-in pitch towards drain insures complete drainage. Secured with anchor straps. Stainless steel drain accommodates up to a 4˝ (102mm) diameter pipe, and features a removable per forated stainless steel basket. Comes with stainless steel subway-style grating or fiberglass grating. Custom sizes available. Contact factory for pricing. **Freight class is 85.0**.

floor trough with subway-style grating

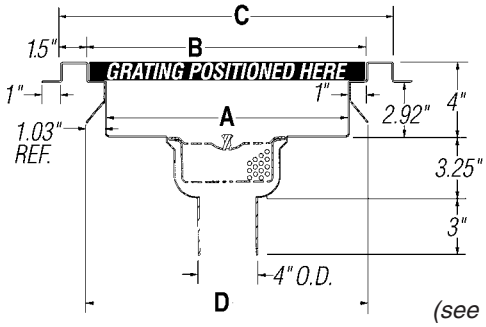

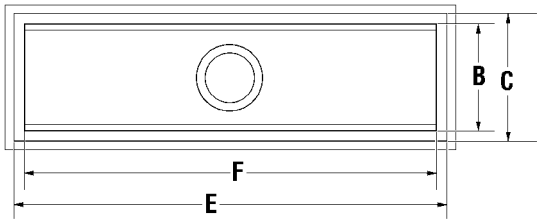

*(see chart below for dimensions **A** through **F**)*

…with Fiberglass Grating

Optional Pultruded Wide T-Bar Fiberglass Grating available. ADA-approved! Wider T-bar width provides a more solid walking area, and prevents objects from falling through. Resistant to corrosion, skid, fire, chipping and cracking. T o order, add 5% to list price and suffix " **-ADA**". Example: FT-1224-FG**-ADA**

				12˝ (305mm)-WIDE TROUGHS dimension A: 7˝ (178mm) dimension B: 9˝ (229mm) dimension C: 12˝ (305mm) dimension D: 9.25˝ (235mm)		15˝ (381mm)-WIDE TROUGHS dimension A: 10˝ (254mm) dimension B: 12˝ (305mm) dimension C: 15˝ (381mm) dimension D: 12.25˝ (311mm)		18˝ (457mm)-WIDE TROUGHS dimension A: 13˝ (330mm) dimension B: 15˝ (381mm) dimension C: 18˝ (457mm) dimension D: 15.25˝ (387mm)		24˝ (610mm)-WIDE TROUGHS dimension A: 19˝ (483mm) dimension B: 21˝ (533mm) dimension C: 24˝ (610mm) dimension D: 21.25˝ (540mm)	
dimension E in.	mm	dimension F in.	mm	model #	list	model #	list	model #	list	model #	list
18˝	457	15˝	381	FT-1218-FG	1671	n/a		n/a		n/a	
24˝	610	21˝	533	FT-1224-FG	1812	FT-1524-FG	1848	FT-1824-FG	1985	FT-2424-FG	2124
30˝	762	27˝	686	FT-1230-FG	1987	FT-1530-FG	2007	FT-1830-FG	2191	FT-2430-FG	2393
36˝	914	33˝	838	FT-1236-FG	2082	FT-1536-FG	2101	FT-1836-FG	2347	FT-2436-FG	2580
48˝	1219	45˝	1143	FT-1248-FG	2390	FT-1548-FG	2420	FT-1848-FG	2718	FT-2448-FG	3030
60˝	1524	57˝	1448	FT-1260-FG	2589	FT-1560-FG	2702	FT-1860-FG	3035	FT-2460-FG	3473
72˝	1829	69˝	1753	FT-1272-FG	2924	FT-1572-FG	2982	FT-1872-FG	3392	FT-2472-FG	3505
84˝	2134	81˝	2057	FT-1284-FG	3199	FT-1584-FG	3289	FT-1884-FG	3788	FT-2484-FG	4366
96˝	2438	93˝	2362	FT-1296-FG	3491	FT-1596-FG	3549	FT-1896-FG	4135	FT-2496-FG	4778
120˝	3048	117˝	2972	FT-12120-FG	4073	FT-15120-FG	4297	FT-18120-FG	5010	FT-24120-FG	5811

…with Stainless Steel Grating

				12˝ (305mm)-WIDE TROUGHS dimension A: 7˝ (178mm) dimension B: 9˝ (229mm) dimension C: 12˝ (305mm) dimension D: 9.25˝ (235mm)		15˝ (381mm)-WIDE TROUGHS dimension A: 10˝ (254mm) dimension B: 12˝ (305mm) dimension C: 15˝ (381mm) dimension D: 12.25˝ (311mm)		18˝ (457mm)-WIDE TROUGHS dimension A: 13˝ (330mm) dimension B: 15˝ (381mm) dimension C: 18˝ (457mm) dimension D: 15.25˝ (387mm)		24˝ (610mm)-WIDE TROUGHS dimension A: 19˝ (483mm) dimension B: 21˝ (533mm) dimension C: 24˝ (610mm) dimension D: 21.25˝ (540mm)	
dimension E in.	mm	dimension F in.	mm	model #	list	model #	list	model #	list	model #	list
18˝	457	15˝	381	FT-1218-SG	2322	n/a		n/a		n/a	
24˝	610	21˝	533	FT-1224-SG	2436	FT-1524-SG	2591	FT-1824-SG	2740	FT-2424-SG	3316
30˝	762	27˝	686	FT-1230-SG	2511	FT-1530-SG	2652	FT-1830-SG	2892	FT-2430-SG	3454
36˝	914	33˝	838	FT-1236-SG	2588	FT-1536-SG	3013	FT-1836-SG	3046	FT-2436-SG	3938
48˝	1219	45˝	1143	FT-1248-SG	3198	FT-1548-SG	3668	FT-1848-SG	3620	FT-2448-SG	4560
60˝	1524	57˝	1448	FT-1260-SG	3835	FT-1560-SG	4295	FT-1860-SG	4468	FT-2460-SG	5113
72˝	1829	69˝	1753	FT-1272-SG	4407	FT-1572-SG	4939	FT-1872-SG	4891	FT-2472-SG	5942
84˝	2134	81˝	2057	FT-1284-SG	5178	FT-1584-SG	5585	FT-1884-SG	5939	FT-2484-SG	6495
96˝	2438	93˝	2362	FT-1296-SG	5329	FT-1596-SG	6190	FT-1896-SG	6091	FT-2496-SG	7186
120˝	3048	117˝	2972	FT-12120-SG	7004	FT-15120-SG	7540	FT-18120-SG	8072	FT-24120-SG	8705

100 Industrial Boulevard, Clayton, DE 19938-8903 U.S.A.
Phone: 800-441-8440 or 302-653-3000. Fax: 302-653-2065
http://www.eaglegrp.com

EAGLE GROUP
Profit from the Eagle Advantage®

Floor Troughs & Drains

Anti-splash Floor Troughs – see spec sheet EG25.01 PATENTED!

Patent #D519,618 S. "Anti-splash" design assures complete drainage while preventing splashing back onto the floor. Built-in pitch towards drain ensures complete drainage. Secured with anchor straps. Stainless steel drain accommodates up to a 4″ (102mm) diameter pipe, and features a removable per forated stainless steel basket. Comes with stainless steel subway-style grating or fiberglass grating. **Freight class is 85.0**.

Custom sizes available. Contact factory for pricing.

anti-splash floor trough with subway-style grating

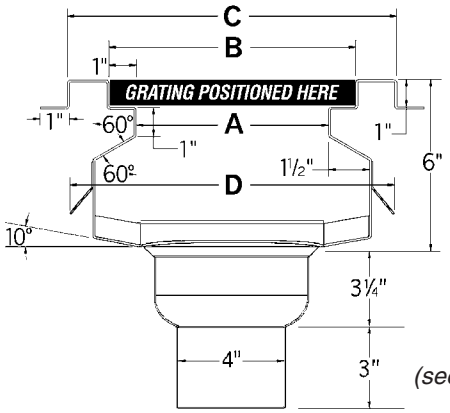

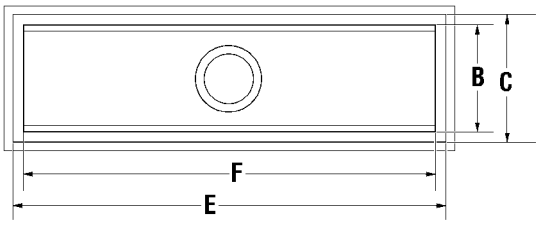

*(see chart below for dimensions **A** through **F**)*

…with Fiberglass Grating

Optional Pultruded Wide T-Bar Fiberglass Grating available. ADA-approved! Wider T-bar width provides a more solid walking area, and prevents objects from falling through. Resistant to corrosion, skid, fire, chipping and cracking. T o order, add 5% to list price and suffix " **-ADA**". Example: ASFT-1224-FG**-ADA**

				12″(305mm)-WIDE TROUGHS dimension A: 7″(178mm) dimension B: 9″(229mm) dimension C: 12″(305mm) dimension D: 11.25″(286mm)		15″(381mm)-WIDE TROUGHS dimension A: 10″(254mm) dimension B: 12″(305mm) dimension C: 15″(381mm) dimension D: 14.25″(362mm)		18″(457mm)-WIDE TROUGHS dimension A: 13″(330mm) dimension B: 15″(381mm) dimension C: 18″(457mm) dimension D: 17.25″(438mm)		24″(610mm)-WIDE TROUGHS dimension A: 19″(483mm) dimension B: 21″(533mm) dimension C: 24″(610mm) dimension D: 23.25″(591mm)	
dimension E in.	mm	dimension F in.	mm	model #	list	model #	list	model #	list	model #	list
18″	457	15″	381	ASFT-1218-FG	1876	n/a		n/a		n/a	
24″	610	21″	533	ASFT-1224-FG	2036	ASFT-1524-FG	2076	ASFT-1824-FG	2229	ASFT-2424-FG	2386
30″	762	27″	686	ASFT-1230-FG	2234	ASFT-1530-FG	2253	ASFT-1830-FG	2461	ASFT-2430-FG	2690
36″	914	33″	838	ASFT-1236-FG	2340	ASFT-1536-FG	2360	ASFT-1836-FG	2636	ASFT-2436-FG	2900
48″	1219	45″	1143	ASFT-1248-FG	2686	ASFT-1548-FG	2718	ASFT-1848-FG	3054	ASFT-2448-FG	3405
60″	1524	57″	1448	ASFT-1260-FG	2907	ASFT-1560-FG	3038	ASFT-1860-FG	3410	ASFT-2460-FG	3901
72″	1829	69″	1753	ASFT-1272-FG	3286	ASFT-1572-FG	3352	ASFT-1872-FG	3810	ASFT-2472-FG	3940
84″	2134	81″	2057	ASFT-1284-FG	3596	ASFT-1584-FG	3695	ASFT-1884-FG	4257	ASFT-2484-FG	4907
96″	2438	93″	2362	ASFT-1296-FG	3923	ASFT-1596-FG	3989	ASFT-1896-FG	4646	ASFT-2496-FG	5367
120″	3048	117″	2972	ASFT-12120-FG	4578	ASFT-15120-FG	4828	ASFT-18120-FG	5628	ASFT-24120-FG	6529

…with Stainless Steel Grating

				12″(305mm)-WIDE TROUGHS dimension A: 7″(178mm) dimension B: 9″(229mm) dimension C: 12″(305mm) dimension D: 11.25″(286mm)		15″(381mm)-WIDE TROUGHS dimension A: 10″(254mm) dimension B: 12″(305mm) dimension C: 15″(381mm) dimension D: 14.25″(362mm)		18″(457mm)-WIDE TROUGHS dimension A: 13″(330mm) dimension B: 15″(381mm) dimension C: 18″(457mm) dimension D: 17.25″(438mm)		24″(610mm)-WIDE TROUGHS dimension A: 19″(483mm) dimension B: 21″(533mm) dimension C: 24″(610mm) dimension D: 23.25″(591mm)	
dimension E in.	mm	dimension F in.	mm	model #	list	model #	list	model #	list	model #	list
18″	457	15″	381	ASFT-1218-SG	2600	n/a		n/a		n/a	
24″	610	21″	533	ASFT-1224-SG	2613	ASFT-1524-SG	2528	ASFT-1824-SG	2917	ASFT-2424-SG	3493
30″	762	27″	686	ASFT-1230-SG	2732	ASFT-1530-SG	2808	ASFT-1830-SG	3113	ASFT-2430-SG	4047
36″	914	33″	838	ASFT-1236-SG	2853	ASFT-1536-SG	3265	ASFT-1836-SG	3311	ASFT-2436-SG	4203
48″	1219	45″	1143	ASFT-1248-SG	3551	ASFT-1548-SG	3928	ASFT-1848-SG	3973	ASFT-2448-SG	4914
60″	1524	57″	1448	ASFT-1260-SG	4277	ASFT-1560-SG	4342	ASFT-1860-SG	4911	ASFT-2460-SG	5555
72″	1829	69″	1753	ASFT-1272-SG	4937	ASFT-1572-SG	5310	ASFT-1872-SG	5423	ASFT-2472-SG	6473
84″	2134	81″	2057	ASFT-1284-SG	5797	ASFT-1584-SG	6040	ASFT-1884-SG	6559	ASFT-2484-SG	7114
96″	2438	93″	2362	ASFT-1296-SG	6037	ASFT-1596-SG	6660	ASFT-1896-SG	6799	ASFT-2496-SG	7893
120″	3048	117″	2972	ASFT-12120-SG	7889	ASFT-15120-SG	8284	ASFT-18120-SG	8955	ASFT-24120-SG	9590

CATALOG SECTION 20

Floor Troughs & Drains

floor drain

Floor Drains – see spec sheet EG25.00

Bottom is creased to insure complete drainage. Per forated waste cup can be inverted to double as a bee hive strainer . Comes with fiberglass grating or subway-style grating. **Freight class is 85.0**.

description	width x length in.	mm	model #	list
with fiberglass grating	12″ x 12″	305 x 305	FD-FG	1330
with subway-style grating	12″ x 12″	305 x 305	FD-SG	1771

Note: Floor opening = 11½″ x 11½″ (292 x 292)

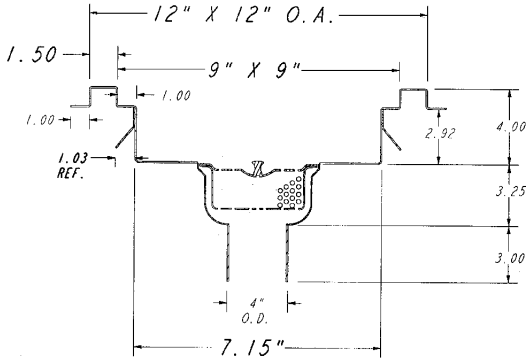

Replacement Subway-Style Grating for Floor Troughs and Drains – see spec sheet EG25.02

Stainless Steel Grating

Constructed of 3/16″ x 1″ (5 x 25mm) vertically positioned bars, spaced 1″ (25mm) apart to allow ease of drainage. 13/16″ (21mm) clearance between bars prevents casters on mobile equipment from wedging in grate. T wo 5/16″ (8mm) rods, set 2¼″ (57mm) in from each edge, are welded to the bars to eliminate swaying. Standard on floor troughs. Sizes available fit floor drains up to 24″ (610mm) wide. Grates 12″ and 15″ (305 and 381mm) wide feature three rods. Grates 21″ (533mm) wide feature five rods. Maximum length of grating is 15″ (381mm) for ease of handling and can be dishwasher-cleaned.

stainless steel grating

for floor trough widths in.	mm	grate width x length in.	mm	model #	list each
12″	305	9″ x 7½″	229 x 191	341169	321
12″	305	9″ x 9″	229 x 229	341117	409
12″	305	9″ x 12″	229 x 305	341123	446
15″	381	12″ x 9″	305 x 229	340992	487
15″	381	12″ x 12″	305 x 305	331006	526
18″	457	15″ x 6″	381 x 154	341330	451
18″	457	15″ x 7½″	381 x 191	341110	480
18″	457	15″ x 9″	381 x 229	341113	515
18″	457	15″ x 12″	381 x 305	336992	562
18″	457	15″ x 15″	381 x 381	345934	611
24″	610	21″ x 9″	533 x 229	341109	582
24″	610	21″ x 11″	533 x 279	351572	624
24″	610	21″ x 12″	533 x 305	336976	643

Fiberglass Grating

Constructed of 1″ (25mm)-high yellow polyester material with a non-slip grit on top sur face. Features tapered "I" beam construction for ease of cleaning and draining. Sizes available fit floor drains ranging from 12″ to 24″ (305 to 610mm) wide. Maximum length of grating is 15″ (381mm) for ease of handling and can be dishwasher -cleaned. T emperature rating of 250°F . Other sizes available—consult factory.

fiberglass grating

for floor trough widths in.	mm	grate width x length in.	mm	model #	list each
12″	305	9″ x 9″	229 x 229	362648	106
12″	305	9″ x 12″	229 x 305	362647	127
12″	305	9″ x 15″	229 x 381	373030	135
15″	381	12″ x 9″	305 x 229	362650	106
15″	381	12″ x 12″	305 x 305	362649	127
18″	457	15″ x 9″	381 x 229	362652	137
18″	457	15″ x 12″	381 x 305	362651	166
18″	457	15″ x 15″	381 x 381	373206	206
24″	610	21″ x 9″	533 x 229	362654	167
24″	610	21″ x 12″	533 x 305	362653	209

Wide "T" Bar Fiberglass Grating — *ADA-approved!*

Wider bar width provides a more solid walking area than traditional "T" bar shape, and prevents objects from falling through grating. Corrosion-, skid- and fire-resistant. High strength, low thermal conductivity . Also resistant to chipping and cracking. Temperature rating of 250°F.

wide "T" bar fiberglass grating

for floor trough widths in.	mm	grate width x length in.	mm	model #	list each
12″	305	9″ x 9″	229 x 229	370000	124
12″	305	9″ x 12″	229 x 305	370001	152
12″	305	9″ x 15″	229 x 381	370002	165
15″	381	12″ x 9″	305 x 229	370003	131
15″	381	12″ x 12″	305 x 305	370004	160
18″	457	15″ x 9″	381 x 229	370005	167
18″	457	15″ x 12″	381 x 305	370006	207
18″	457	15″ x 15″	381 x 381	370007	257
24″	610	21″ x 9″	533 x 229	370008	211
24″	610	21″ x 12″	533 x 305	370009	266

100 Industrial Boulevard, Clayton, DE 19938-8903 U.S.A.
Phone: 800-441-8440 or 302-653-3000. Fax: 302-653-2065
http://www.eaglegrp.com

EAGLE GROUP
Profit from the Eagle Advantage®

100 Industrial Boulevard, Clayton, DE 19938-8903 U.S.A.
Phone: 800-441-8440 or 302-653-3000. Fax: 302-653-2065
http://www.eaglegrp.com

EAGLE GROUP
Profit from the Eagle Advantage®

Hot Food Tables

Chafing Dish Frames 164
Cold Pan Units — Enclosed Base 159
Cold Pan Units — Open Base 159
Deluxe Service Mates 166-167
Flex-Master® Overshelf System 161
Hot Food Table Accessories/Replacements 161-165
Hot Food Tables — Enclosed Base, Electric 155
Hot Food Tables — Open Base, Electric 153
Hot Food Tables — Enclosed Base, Gas 156
Hot Food Tables — Open Base, Gas 156
Sealed Well Hot Food Tables 154
Solid Top Units — Enclosed Base 160
Solid Top Units — Open Base 160
Tray Stand 160
Urn Stands 159
Water Bath Steam Tables — Electric 157
Water Bath Steam Tables — Gas 158

CATALOG SECTION 30

HOT TIPS ABOUT HOT FOOD TABLES

Why EAGLE Is The Smart Choice For All Your Hot Food Table Needs…

It's More Than Just The Stainless Steel Body…

EAGLE Advantages Include:

- Stainless steel body.
- Full-height tubular legs & gusset assembly welded to body for quick & easy assembly.
- 8˝ (203mm)-wide cutting board.
- Cutting board and optional shelves can be mounted on either or both sides of unit.
- Optional bolted-on undershelf available.
- Optional Flex-Master ® Overshelf System available. 16 gauge type 304 stainless steel shelves. Shelf widths are 10˝ and 15˝ (254 and 381mm). Shelf height can be adjusted in 1˝ (25mm) increments without the use of tools. Heat lamps can also be mounted underneath overshelves.

All of the features of the EAGLE hot food table offer benefits in style, strength and flexibility that are unmatched in our marketplace, and are standard on every hot food table from our product line. EAGLE is committed to providing you the highest quality products while maintaining the cost competitiveness necessary in today's marketplace.

Introducing our Latest, Hottest Tip…



Chef's Choice™ chef's counter

Chef's Choice™ Chef's Counter

- Engineered to provide custom configurations using pre-engineered modular components.
- Design options include open- or closed-base cabinets, cabinets that accept either hot food or refrigerated drop-ins, refrigerated under counter storage, and much more.
- Type 304 stainless steel construction.

For more information about the Chef's Choice™ Chef's Counter, see page 276, or request product announcement EG8123

100 Industrial Boulevard, Clayton, DE 19938-8903 U.S.A.
Phone: 800-441-8440 or 302-653-3000. Fax: 302-653-2065
http://www.eaglegrp.com

EAGLE GROUP
Profit from the Eagle Advantage®

CATALOG SECTION 30

Electric Hot Food Tables — Open Base

Table body and top are polished 22 gauge 430 series stainless steel. Beaded top openings are 12 2/32″ x 20 3/32″ (307 x 510mm). Features include 8″ (203mm)-wide, ½″ (13mm)-thick poly cutting board; recessed control panel; infinite controls; 8″ (203mm)-deep insulated heating compartments lined with 22 gauge galvanized steel; galvanized adjustable undershelf; and 6′ (1829mm) cord on right-hand side. All units are 30½″ (775mm) front-to-back including cutting board. Primarily for dry operation, but adaptable for wet application with spillage pan (see bottom of this page). All units are single phase. For receptacle configurations, see bottom of this page.

Three-phase available for 208-volt and 240-volt models (not supplied with cord and plug). To specify, add suffix "**-3**" to model number and $246 to list price. Example: DHT2-240 **-3**. Units available with galvanized legs & undershelf (prefix "**DHT**") or stainless steel legs & undershelf (prefix "**SDHT**"). Non-marking adjustable plastic feet adjusts height of unit from 34½″ to 35½″ (876 to 902mm). **Freight class is 85.0**.

Optional 1000-watt heaters available for 208-volt and 240-volt models. To order, add suffix "**-1**" to model number and $63 per well to list price. Example: DHT2-240**-1**.

208-volt models available. To specify, replace "**-240**" with suffix "**-208**" in model number. Example: DHT4**-208**.

Optional bolted-in undershelf available. To specify, add 20% to list price of unit and add suffix "**B**" to model number. Example: DHT2-120**B**.

For optional stainless steel liners in place of galvanized, add $80 per compartment to list price of unit and add "**S**" after "HT" in model number. Example: DHT**S**3-120.

Stationary — see spec sheet EG30.00

Non-marking adjustable plastic feet adjusts height of unit from 34½″ to 35½″ (876 to 902mm).

# of top openings	length in.	length mm	weight lbs.	weight kg	cu ft	electrical data	model #	list
2	33″	838	97	44.0	15.4	1000W, 120V	DHT2-120	1509
2	33″	838	97	44.0	15.4	1000W, 120V	SDHT2-120	1694
2	33″	838	97	44.0	15.4	1500W, 240V	DHT2-240	1509
2	33″	838	97	44.0	15.4	1500W, 240V	SDHT2-240	1694
3	48″	1219	125	56.7	15.4	1500W, 120V	DHT3-120	1701
3	48″	1219	125	56.7	15.4	1500W, 120V	SDHT3-120	1906
3	48″	1219	125	56.7	15.4	2250W, 240V	DHT3-240	1701
3	48″	1219	125	56.7	15.4	2250W, 240V	SDHT3-240	1906
4	63½″	1613	158	71.7	19.7	2000W, 120V	DHT4-120	2312
4	63½″	1613	158	71.7	19.7	2000W, 120V	SDHT4-120	2589
4	63½″	1613	158	71.7	19.7	3000W, 240V	DHT4-240	2312
4	63½″	1613	158	71.7	19.7	3000W, 240V	SDHT4-240	2589
5	79″	2007	193	87.5	24.1	3750W, 240V	DHT5-240	2907
5	79″	2007	193	87.5	24.1	3750W, 240V	SDHT5-240	3258

2-well stationary hot food table

3-well stationary unit

Portable — see spec sheet EG30.01

Includes 4″ (102mm)-diameter NSF-approved ball-bearing casters, push bar attached to end panel at operator's right, and drop brackets on cutting board. 34″ (864mm) height.

# of top openings	length in.	length mm	weight lbs.	weight kg	cu ft	electrical data	model #	list
2	35½″	902	101	45.8	15.4	1000W, 120V	PDHT2-120	1860
2	35½″	902	101	45.8	15.4	1000W, 120V	SPDHT2-120	2083
2	35½″	902	101	45.8	15.4	1500W, 240V	PDHT2-240	1860
2	35½″	902	101	45.8	15.4	1500W, 240V	SPDHT2-240	2083
3	50½″	1283	129	58.5	15.4	1500W, 120V	PDHT3-120	2052
3	50½″	1283	129	58.5	15.4	1500W, 120V	SPDHT3-120	2295
3	50½″	1283	129	58.5	15.4	2250W, 240V	PDHT3-240	2052
3	50½″	1283	129	58.5	15.4	2250W, 240V	SPDHT3-240	2295
4	66″	1676	162	73.5	19.7	2000W, 120V	PDHT4-120	2815
4	66″	1676	162	73.5	19.7	2000W, 120V	SPDHT4-120	3153
4	66″	1676	162	73.5	19.7	3000W, 240V	PDHT4-240	2815
4	66″	1676	162	73.5	19.7	3000W, 240V	SPDHT4-240	3153
5	81½″	2070	199	90.3	24.1	3750W, 240V	PDHT5-240	3460
5	81½″	2070	199	90.3	24.1	3750W, 240V	SPDHT5-240	3872



4-well portable

5-well portable unit with optional Flex-Master® overshelves

Receptacle Configurations Required for Electric Hot Food Tables with Open Base

15 AMP 125V	15 AMP 250V	20 AMP 250V	30 AMP 250V	30 AMP 125V
model #	**model #**	**model #**	**model #**	**model #**
DHT2-120	DHT2-240	DHT4-240	DHT5-240	DHT4-120
DHT3-120	DHT3-240	PDHT4-240	PDHT5-240	PDHT4-120
PDHT2-120	PDHT2-240	furnished with NEMA 6-20 plug	furnished with NEMA 6-30 plug	furnished with NEMA 5-30 plug
PDHT3-120	PDHT3-240			
furnished with NEMA 5-15 plug	furnished with NEMA 6-15 plug			

Spillage Pans — see spec sheet EG30.20

Required for wet applications. Deep-drawn, fully coved. 6½″ (165mm) deep. **Freight class is 100.0**.

description	weight lbs.	weight kg	model #	list
stainless steel	7	3.2	302027	188
aluminum	3	1.4	304141	101

spillage pan

Flex-Master® Overshelf Kits

Both kits include two 16/304 overshelves and four 30″ (762mm) posts. Add suffix specified to order kit (example: DHT2-120 **-FMU**), or design your own using standard components from page 161.

description	add suffix	List Prices 2-well	3-well	4-well	5-well
10″ (254mm) overshelves	-FM	1142	1180	1226	1454
15″ (381mm) overshelves, plus one ladle rack	-FMU	1536	1599	1668	2047

New York M.E.A. No. 376-84-E

CATALOG SECTION 30

Sealed Well Hot Food Tables — see spec sheet EG30.19

Sealed-in heat wells, each with individual controls, allow for wet or dry application. Open base. Built-in drainage eliminates the need for spillage pans, reducing clean-up time. All type 430 stainless steel construction. Stainless steel legs, grooved at 2˝ (51mm) increments, feature stainless steel gussets and adjustable bullet feet. Also featured are heavy gauge adjustable undershelf with cast corners, poly cutting board, and stainless steel dish shelf. Complete with 6´ (1829mm) cord and plug. **Freight class is 85.0**.

208-volt models available. To specify, replace "**-240**" with suffix "**-208**" in model number. Example: SHT2**-208**. Wattage for 208-volt models is 713 watts per well.

3-phase wiring available for 208-volt and 240-volt models only (not supplied with cord and plug). To specify, add suffix **"-3"** to model number and $246 to list price. Example: SHT3-240-**3**.

Optional bolted-in undershelf available. To specify, add 20% to list price and add suffix "**B**" to end of model number. Example: SHT2-240**B**.

Optional AutoFill® automatic water fill system available. NSF- and UL-approved. To order, add $804 to list price and add "**A**" in front of the dash in model number. Example: SHT2**A**-240.

stationary sealed-in well hot food table

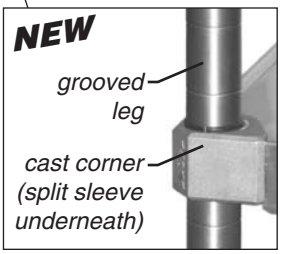

Stationary

Non-marking adjustable bullet feet adjusts height of unit from 34 ½˝ to 35 ½˝ (876 to 902mm).

# of top openings	length in.	length mm	weight lbs.	weight kg	cu ft	electrical data	model #	list
2	33˝	838	101	45.8	7.9	1500W, 120V, 12.5A	SHT2-120	2746
2	33˝	838	101	45.8	11.5	1900W, 240V, 7.9A	SHT2-240	2746
3	48˝	1219	129	58.5	11.5	2250W, 120V, 18.8A	SHT3-120	3636
3	48˝	1219	129	58.5	11.5	2850W, 240V, 11.9A	SHT3-240	3636
4	63½˝	1613	162	73.5	15.3	3000W, 120V, 25.0A	SHT4-120	4460
4	63½˝	1613	162	73.5	15.3	3800W, 240V, 15.8A	SHT4-240	4460
5	79˝	2007	199	90.3	19.0	4750W, 240V, 19.8A	SHT5-240	5471

Portable

Includes 4˝ (102mm)-diameter NSF-approved ball-bearing casters (two swivel and two with brake), push bar attached to end panel at operator's right, and drop brackets on cutting board. 34˝ (864mm) height.

# of top openings	length in.	length mm	weight lbs.	weight kg	cu ft	electrical data	model #	list
2	35½˝	902	101	45.8	7.9	1500W, 120V, 12.5A	SPHT2-120	2835
2	35½˝	902	101	45.8	11.5	1900W, 240V, 7.9A	SPHT2-240	2835
3	50½˝	1283	129	58.5	11.5	2250W, 120V, 18.8A	SPHT3-120	3753
3	50½˝	1283	129	58.5	11.5	2850W, 240V, 11.9A	SPHT3-240	3753
4	66˝	1676	162	73.5	15.3	3000W, 120V, 25.0A	SPHT4-120	4527
4	66˝	1676	162	73.5	15.3	3800W, 240V, 15.8A	SPHT4-240	4527
5	81½˝	2070	199	90.3	19.0	4750W, 240V, 19.8A	SPHT5-240	5745

Flex-Master® Overshelf Kits

Both kits include two 16/304 overshelves and four 30˝ (762mm) posts. Add suffix specified to order kit (example: SHT2-120-**FMU**), or design your own using standard components from page 161.

description	add suffix	List Prices 2-well	3-well	4-well	5-well
10˝ (254mm) overshelves	-FM	1142	1180	1226	1454
15˝ (381mm) overshelves, plus one ladle rack	-FMU	1536	1599	1668	2047

Receptacle Configurations Required for Sealed Well Hot Food Tables.

15 AMP 125V	15 AMP 250V	20 AMP 250V	30 AMP 125V	30 AMP 250V	50 AMP 125V
model #	**model #**	**model #**	**model #**	**model #**	**model #**
SHT2-120	SHT2-240	SHT4-240	SHT3-120	SHT5-240	SHT4-120
SPHT2-120	SHT3-240	SPHT4-240	SPHT3-120	SPHT5-240	SPHT4-120
furnished with NEMA 5-15 plug	SPHT2-240	furnished with NEMA 6-20 plug	furnished with NEMA 5-30 plug	furnished with NEMA 6-30 plug	furnished with NEMA 5-50 plug
	SPHT3-240				
	furnished with NEMA 6-15 plug				

New York M.E.A. No. 376-84-E

100 Industrial Boulevard, Clayton, DE 19938-8903 U.S.A.
Phone: 800-441-8440 or 302-653-3000. Fax: 302-653-2065
http://www.eaglegrp.com

EAGLE GROUP
Profit from the Eagle Advantage®

CATALOG SECTION 30

Spec-Master® Electric Hot Food Tables — Enclosed Base ***OUR BEST***

20 gauge table body and 22 gauge top are polished type 430 series stainless steel. Beaded openings on top are 12 2/32″ x 20 3/32″ (307 x 510mm). Features include 8″ (203mm)-wide, ½″ (13mm)-thick poly cutting board; recessed control panel; individual thermostatic controls; and 8″ (203mm)-deep insulated heating compartments lined with 22 gauge galvanized steel. All units are 30 ½″ (775mm) front-to-back including cutting board. Primarily for dry operation, but adaptable for wet application with spillage pan (see bottom of this page). Available with open front or 22 gauge stainless steel sliding doors. All units are single phase. **Freight class is 85.0**.

Three-phase available for 208-volt and 240-volt models (not supplied with cord and plug). To specify, add suffix "**-3**" to model number and $246 to list price. Example: HT2OB-240-**3**.

1000-watt heaters available for 208-volt and 240-volt models. To specify, add suffix **"-1"** to model number and $63 per well to list price. Example: HT4OB-240-**1**.

For optional stainless steel liners in place of galvanized, add $80 per compartment to list price of unit and add **"S"** after "HT" in model number. Example: HT**S**3CB-120.

208-volt models available. To specify, replace "**-240**" with suffix "**-208**" in model number. Example: HT4OB-**208**.

See page 162 for optional Spec-Master® Marine edge and decorative laminates.

Stationary… — see spec sheet EG30.04

All stationary units designed for field wiring. Non-marking adjustable plastic feet adjusts height of unit from 34½″ to 35½″ (876 to 902mm).

# of top openings	length in.	length mm	weight lbs.	weight kg	cu ft	electrical data	…Open Front model #	…Open Front list	…Sliding Doors model #	…Sliding Doors list
2	33″	838	200	90.7	28.7	1500W, 120V, 12.5A	HT2OB-120	4244	HT2CB-120	5904
2	33″	838	200	90.7	28.7	1500W, 240V, 6.3A	HT2OB-240	4244	HT2CB-240	5904
3	48″	1219	240	108.9	39.8	2250W, 120V, 18.8A	HT3OB-120	4853	HT3CB-120	6861
3	48″	1219	240	108.9	39.8	2250W, 240V, 9.4A	HT3OB-240	4853	HT3CB-240	6861
4	63½″	1613	280	127.0	51.5	3000W, 120V, 25.0A	HT4OB-120	5676	HT4CB-120	7834
4	63½″	1613	280	127.0	51.5	3000W, 240V, 12.5A	HT4OB-240	5676	HT4CB-240	7834
5	79″	2007	320	145.2	62.6	3750W, 240V, 15.7A	HT5OB-240	6791	HT5CB-240	9923
6	94½″	2400	363	164.7	74.3	4500W, 240V, 18.8A	HT6OB-240	7934	HT6CB-240	11311

3-well enclosed base hot food table shown with optional Flex-Master® overshelves

Portable… — see spec sheet EG30.05

Includes 4″ (102mm)-diameter NSF-approved ball-bearing casters (two swivel, two with brake), push bar attached to end panel at operator's right, full perimeter vinyl bumper guards, drop brackets on cutting board, and 6′ (1829mm) cord. 34″ (864mm) height.

# of top openings	length in.	length mm	weight lbs.	weight kg	cu ft	NEMA plug	electrical data	…Open Front model #	…Open Front list	…Sliding Doors model #	…Sliding Doors list
2	35¾″	908	200	90.7	28.7	5-15	1500W, 120V, 12.5A	PHT2OB-120	5175	PHT2CB-120	6216
2	35¾″	908	200	90.7	28.7	6-20	1500W, 240V, 6.3A	PHT2OB-240	5175	PHT2CB-240	6216
3	50¾″	1289	240	108.9	39.8	5-50	2250W, 120V, 18.8A	PHT3OB-120	6409	PHT3CB-120	7222
3	50¾″	1289	240	108.9	39.8	6-20	2250W, 240V, 9.4A	PHT3OB-240	6409	PHT3CB-240	7222
4	66¼″	1683	280	127.0	51.5	5-50	3000W, 120V, 25.0A	PHT4OB-120	7271	PHT4CB-120	8248
4	66¼″	1683	280	127.0	51.5	6-20	3000W, 240V, 12.5A	PHT4OB-240	7271	PHT4CB-240	8248
5	81¾″	2076	320	145.2	62.6	6-20	3750W, 240V, 15.7A	PHT5OB-240	9248	PHT5CB-240	10445
6	97¼″	2470	363	164.7	74.3	6-30	4500W, 240V, 18.8A	PHT6OB-240	10481	PHT6CB-240	11906

3-well portable enclosed hot food table shown with optional rolltop and insets

Receptacle Configurations Required for Spec-Master® Electric Hot Food Tables with Enclosed Base

15 AMP 125V	20 AMP 250V	30 AMP 250V	30 AMP 125V	50 AMP 125V
model #	**model #**	**model #**	**model #**	**model #**
PHT2OB-120	PHT2OB-240	PHT6OB-240	PHT3OB-120	PHT4OB-120
PHT2CB-120	PHT2CB-240	PHT6CB-240	PHT3CB-120	PHT4CB-120
furnished with NEMA 5-15 plug	PHT3OB-240	furnished with NEMA 6-30 plug	furnished with NEMA 5-30 plug	furnished with NEMA 5-50 plug
	PHT3CB-240			
	PHT4OB-240			
	PHT4CB-240			
	PHT5OB-240			
	PHT5CB-240			
	furnished with NEMA 6-20 plug			

Spillage Pans — see spec sheet EG30.20

Required for wet applications. Deep-drawn, fully coved. 6½″ (165mm) deep. **Freight class is 100.0**.

description	weight lbs.	weight kg	model #	list
stainless steel	7	3.2	302027	188
aluminum	3	1.4	304141	101

Flex-Master® Overshelf Kits

Both kits include two 16/304 overshelves and four 30″ (762mm) posts. Add suffix specified to order kit (example: HT2OB-120-**FMU**), or design your own using standard components from page 161.

description	add suffix	List Prices 2-well	3-well	4-well	5-well
10″ (254mm) overshelves	-FM	1142	1180	1226	1454
15″ (381mm) overshelves, plus one ladle rack	-FMU	1536	1599	1668	2047

New York M.E.A. No. 376-84-E Vol. II

CATALOG SECTION 30

Gas Hot Food Tables — Open Base — see spec sheet EG30.02

2-well unit

3-well unit shown with optional Flex-Master® overshelves

Table body and top are polished 22 gauge 430 series stainless steel. Beaded openings on top are 12 3/32″ x 20 3/32″ (307 x 510mm). Features include 8″ (203mm)-wide, ½″ (13mm)-thick poly cutting board; recessed control panel; individual controls; high-output jet burners rated at 3500 BTUs; 8″ (203mm)-deep insulated heating compartments lined with heavy gauge galvanized steel; adjustable galvanized undershelf; and adjustable non-marking plastic feet. Cutting board can be mounted on either side of unit. All units are stationary, 30½″ (775mm) front-to-back including cutting board, and adjustable from 34½″ to 35½″ (876 to 902mm) height. Primarily for dry operation, but adaptable for wet application with spillage pans (see bottom of this page). **Freight class is 85.0**.

Model numbers with prefix **"S"** (example: **S**HT2-NG) indicate standard stainless steel undershelf and legs.

To order LP gas models, insert suffix **"-LP"** in place of **"-NG"** in appropriate model number. Example: HT2**-LP**.

Optional bolted-in undershelf available. To specify, add 20% to list price of unit and add suffix "**B**" to model number. Example: HT2-NG**B**.

For optional stainless steel liners in place of galvanized, add $80 per compartment to list price of unit and add **"S"** after "HT" in model number. Example: HT**S**2-NG.

NOTE: ½″ (13mm) N.P.T. pipe connection is on right side.

# of top openings	length in.	length mm	weight lbs.	weight kg	cubic feet	total BTU rating	model #	list
2	33″	838	97	44.0	15.4	7,000	HT2-NG	1531
2	33″	838	97	44.0	15.4	7,000	SHT2-NG	1700
3	48″	1219	125	56.7	15.4	10,500	HT3-NG	1834
3	48″	1219	125	56.7	15.4	10,500	SHT3-NG	2038
4	63½″	1613	158	71.7	19.7	14,000	HT4-NG	2245
4	63½″	1613	158	71.7	19.7	14,000	SHT4-NG	2495
5	79″	2007	193	87.5	24.1	17,500	HT5-NG	2703
5	79″	2007	193	87.5	24.1	17,500	SHT5-NG	3003

New York M.E.A. No. 375-84-E

Spec-Master® Gas Hot Food Tables — Enclosed Base

— see spec sheet EG30.06 — ***OUR BEST***

4-well enclosed base unit

20 gauge table body and 22 gauge top are polished type 430 series stainless steel. Beaded openings on top are 12 3/32″ x 20 3/32″ (307 x 510mm). Features include 8″ (203mm)-wide, ½″ (13mm)-thick poly cutting board; recessed control panel; individual controls; high-output jet burners rated at 3500 BTUs; 8″ (203mm)-deep insulated heating compartments lined with heavy gauge galvanized steel; stainless steel bottom shelf; stainless steel legs; adjustable non-marking plastic feet; and stainless steel outer wrapper. Available with open front or 22 gauge stainless steel sliding doors. 34½″ to 35½″ (876 to 902mm) adjustable height. **Freight class is 85.0**.

To order LP gas models, insert suffix **"-LP"** in place of **"-NG"** in appropriate model number. Example: HT2OB**-LP**.

To order units with thermostatic control, add $351 per well to list price and suffix **"T"**. Example HT2CB-NG**T**.
To order units with auto safety pilot, add $221 per well to list price and suffix **"S"**. Example HT2CB-NG**S**.
To order units with thermostatic control and auto safety pilot, add $572 per well to list price and suffix **"TS"**. Example HT2CB-NG**TS**.

For optional stainless steel liners in place of galvanized, add $80 per compartment to list price of unit and add **"S"** after "HT" in model number. Example: HT**S**4OB-NG.

See page 162 for optional Spec-Master® Marine edge.

NOTE: ½″ (13mm) N.P.T. pipe connection is on right side.

# of top openings	length in.	length mm	weight lbs.	weight kg	cubic feet	total BTU rating	...with Open Front model #	...with Open Front list	...with Sliding Doors model #	...with Sliding Doors list
2	33″	838	207	93.9	28.7	7,000	HT2OB-NG	3721	HT2CB-NG	3837
3	48″	1219	248	112.5	39.8	10,500	HT3OB-NG	4253	HT3CB-NG	4385
4	63½″	1613	289	131.1	51.5	14,000	HT4OB-NG	4982	HT4CB-NG	5136
5	79″	2007	330	149.7	62.6	17,500	HT5OB-NG	5956	HT5CB-NG	6140
6	94½″	2400	375	170.1	74.3	21,000	HT6OB-NG	6959	HT6CB-NG	7175

Flex-Master® Overshelf Kits

Both kits include two 16/304 overshelves and four 30″ (762mm) posts. Add suffix specified to order kit (example: HT2-NG **-FMU**), or design your own using standard components from page 161.

description	add suffix	List Prices 2-well	3-well	4-well	5-well
10″ (254mm) overshelves	-FM	1142	1180	1226	1454
15″ (381mm) overshelves, plus one ladle rack	-FMU	1536	1599	1668	2047

Spillage Pans

- see spec sheet EG30.20

Required for wet applications. Deep-drawn, fully coved. 6 ½″ (165mm) deep. **Freight class is 100.0**.

description	weight lbs.	weight kg	model #	list
stainless steel	7	3.2	302027	188
aluminum	3	1.4	304141	101

Propane Hose Kit

Fits all gas hot food tables listed on this page. For outdoor use only.

model #	list
338469	197

New York M.E.A. No. 375-84-E Vol. II

100 Industrial Boulevard, Clayton, DE 19938-8903 U.S.A.
Phone: 800-441-8440 or 302-653-3000. Fax: 302-653-2065
http://www.eaglegrp.com

EAGLE GROUP
Profit from the Eagle Advantage®

Electric Water Bath Steam Tables — see spec sheet EG30.13

These stationary open base units are constructed of highly polished stainless steel—304 series for water pan and 430 series for tops and enclosures. T op is removable for cleaning or replacement. All-welded water pan is 16 gauge with recessed well and accommodates a copper sheathed immersion heater assembly complete with thermostatic control and low water cutoff. All wiring terminates within junction box adjacent to control. Legs are 1 ⅝″ (41mm)-diameter galvanized tubing fitted with adjustable non-marking plastic feet. Undershelf is galvanized steel. All top openings are sized to accommodate 12″ x 20″ (305 x 508mm) food pans. Includes 8″ (203mm)-wide x ½″ (13mm)-thick poly cutting board and stainless steel dish shelf. 34 ½″ to 35½″ (876 to 902mm) adjustable height. **Freight class is 85.0**.

Model numbers with prefix **"S"** (example: **S**WT2-208) indicate that stainless steel undershelf and legs are standard.

Please note: UNITS ARE DESIGNED FOR FIELD WIRING BY OTHERS.

Optional bolted-in undershelf available. T o specify , add 20% to list price of unit and add suffix " **B**" to model number . Example: WT2-208**B**.

Optional AutoFill® automatic water fill system available for models with drain. NSF- and UL-approved. To order, add $804 to list price and add "**A**" in front of the dash in model number. Example: WT3**A**-208.

...with 2 Top Openings

Accommodates two 12″ x 20″ (305 x 508mm) food pans.

# of top openings	length in.	length mm	weight lbs.	weight kg	cu ft	electrical data	model #	list
2	33″	838	94	42.6	15.4	3000W, 208V, 14.4A	WT2-208	4510
2	33″	838	94	42.6	15.4	3000W, 208V, 14.4A	SWT2-208	4958
2	33″	838	94	42.6	15.4	3000W, 240V, 12.5A	WT2-240	4510
2	33″	838	94	42.6	15.4	3000W, 240V, 12.5A	SWT2-240	4958

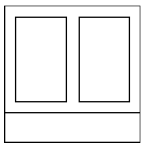

2-well

3-well water bath steam table shown with optional Flex-Master® overshelves

...with 3 Top Openings

Accommodates three 12″ x 20″ (305 x 508mm) food pans.

# of top openings	length in.	length mm	weight lbs.	weight kg	cu ft	electrical data	model #	list
3	48″	1219	125	56.7	15.4	3000W, 208V, 14.4A	WT3-208	4923
3	48″	1219	125	56.7	15.4	3000W, 208V, 14.4A	SWT3-208	5415
3	48″	1219	125	56.7	15.4	3000W, 240V, 12.5A	WT3-240	4923
3	48″	1219	125	56.7	15.4	3000W, 240V, 12.5A	SWT3-240	5415

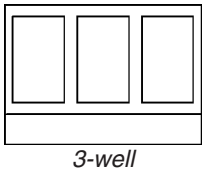

3-well

...with 4 Top Openings

Accommodates four 12″ x 20″ (305 x 508mm) food pans.

# of top openings	length in.	length mm	weight lbs.	weight kg	cu ft	electrical data	model #	list
4	63½″	1613	146	66.2	19.7	4000W, 208V, 19.2A	WT4-208	5595
4	63½″	1613	146	66.2	19.7	4000W, 208V, 19.2A	SWT4-208	6151
4	63½″	1613	146	66.2	19.7	4000W, 240V, 16.7A	WT4-240	5595
4	63½″	1613	146	66.2	19.7	4000W, 240V, 16.7A	SWT4-240	6151

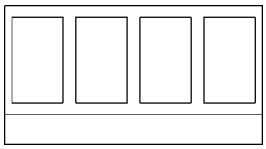

4-well

...with 5 Top Openings

Accommodates five 12″ x 20″ (305 x 508mm) food pans.

# of top openings	length in.	length mm	weight lbs.	weight kg	cu ft	electrical data	model #	list
5	79″	2007	183	83.0	24.1	5000W, 208V, 24.1A	WT5-208	5910
5	79″	2007	183	83.0	24.1	5000W, 208V, 24.1A	SWT5-208	6499
5	79″	2007	183	83.0	24.1	5000W, 240V, 20.8A	WT5-240	5910
5	79″	2007	183	83.0	24.1	5000W, 240V, 20.8A	SWT5-240	6499

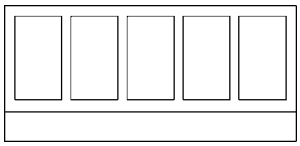

5-well

Flex-Master® Overshelf Kits

Both kits include two 16/304 overshelves and four 30″ (762mm) posts. Add suffix specified to order kit (example: WT2-208- **FMU**), or design your own using standard components from page 161.

description	add suffix	List Prices 2-well	3-well	4-well	5-well
10″ (254mm) overshelves	-FM	1142	1180	1226	1454
15″ (381mm) overshelves, plus one ladle rack	-FMU	1536	1599	1668	2047

New York M.E.A. No. 330-84-E

CATALOG SECTION 30

Gas Water Bath Steam Tables — see spec sheet EG30.12

These stationary units are constructed of highly polished stainless steel – 304 series for water pan and 430 series for tops and enclosures. Top and water pan are removable for cleaning or replacement. All units are furnished with a straight flow tubular gas burner and pressure regulator as standard equipment. Legs are 1 ⅝″ (41mm)-diameter galvanized tubing fitted with adjustable non-marking plastic feet. Undershelf is galvanized steel. All top openings accommodate 12″ x 20″ (305 x 508mm) food pans. Includes 8″ (203mm)-wide x ½″ (13mm)-thick poly cutting board and stainless steel dish shelf. 34 ½″ to 35 ½″ (876 to 902mm) adjustable height. **Freight class is 85.0**.

Model numbers with prefix "**AWTP**" (example: **AWTP**2-NG) come with safety pilots with automatic shut-off features.

To order LP gas models, insert suffix "**-LP**" in place of "**-NG**" in appropriate model number. Example: AWT2**-LP**.

To order models with standard stainless steel legs and undershelf, add 10% to list price of unit and prefix "**S**" to model number after letter "**A**". Example: A**S**WT2-NG.

Optional bolted-on undershelf available. To specify, add 20% to list price of unit and add suffix "**B**" to model number. Example: AWT2-NG**B**.

Optional AutoFill® automatic water fill system available for models with drain. NSF- and UL-approved. To order, add $804 to list price and add "**A**" in front of the dash in model number. Example: AWT2**A**-NG.

NOTE: ½″ (13mm) N.P.T. pipe connection is on right side.

3-well water bath steam table

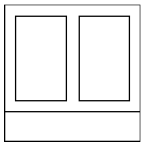

2-well

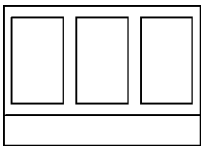

3-well

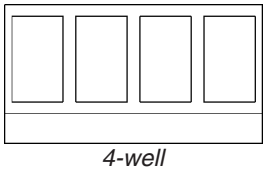

4-well

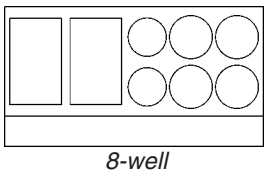

8-well



5-well

…with 2 Top Openings

15,000 BTU total. Accommodates two 12″ x 20″ (305 x 508mm) food pans.

description	weight lbs.	weight kg	cu ft	model #	list
33″ (838mm)-long unit with 2 top openings	94	42.6	15.4	AWT2-NG	2007
as above, with safety pilot	96	43.5	15.4	AWTP2-NG	2285
replacement top	—	—	—	305169	287
replacement water pan	—	—	—	305315	474

…with 3 Top Openings

15,000 BTU total. Accommodates three 12″ x 20″ (305 x 508mm) food pans.

description	weight lbs.	weight kg	cu ft	model #	list
48″ (1219mm)-long unit with 3 top openings	125	56.7	15.4	AWT3-NG	2241
as above, with safety pilot	130	59.0	15.4	AWTP3-NG	2723
replacement top	—	—	—	305170	353
replacement water pan	—	—	—	305313	526

…with 4 Top Openings

30,000 BTU total. Accommodates four 12″ x 20″ (305 x 508mm) food pans.

description	weight lbs.	weight kg	cu ft	model #	list
63½″ (1613mm)-long unit with 4 top openings	146	66.2	19.7	AWT4-NG	2835
as above, with safety pilot	151	68.5	19.7	AWTP4-NG	3493
replacement top	—	—	—	305171	463
replacement water pan	—	—	—	305314	688

…with 8 Top Openings

30,000 BTU total. Accommodates two 12″ x 20″ (305 x 508mm) food pans, two 6½″ (165mm)-diameter 4-quart insets, and four 8½″ (216mm)-diameter 7-quart insets.

description	weight lbs.	weight kg	cu ft	model #	list
63½″ (1613mm)-long unit with 8 top openings	146	66.2	19.7	AWT4-NG-1	2835
as above, with safety pilot	151	68.5	19.7	AWTP4-NG-1	3493
replacement top	—	—	—	305259	463
replacement water pan	—	—	—	305314	688

…with 5 Top Openings

30,000 BTU total. Accommodates five 12″ x 20″ (305 x 508mm) food pans.

description	weight lbs.	weight kg	cu ft	model #	list
79″ (2007mm)-long unit with 5 top openings	183	83.0	24.1	AWT5-NG	3396
as above, with safety pilot	189	85.7	24.1	AWTP5-NG	4234
replacement top	—	—	—	305172	504
replacement water pan	—	—	—	305316	868

New York M.E.A. No. 318-84-E

Flex-Master® Overshelf Kits

Both kits include two 16/304 overshelves and four 30″ (762mm) posts. Add suffix specified to order kit (example: A WT2-NG**-FMU**), or design your own using standard components from page 161.

description	add suffix	List Prices 2-well	3-well	4-well	5-well
10″ (254mm) overshelves	-FM	1142	1180	1226	1454
15″ (381mm) overshelves, plus one ladle rack	-FMU	1536	1599	1668	2047

Propane Hose Kit

Fits all gas water bath steam tables listed on this page. For outdoor use only.

model #	list
338469	197

100 Industrial Boulevard, Clayton, DE 19938-8903 U.S.A.
Phone: 800-441-8440 or 302-653-3000. Fax: 302-653-2065
http://www.eaglegrp.com

EAGLE GROUP
Profit from the Eagle Advantage®

Cold Pan Units – Open Base — see spec sheet EG30.15 NSF

These fully insulated units feature 20˝ (508mm)-wide x 6 ½˝ (165mm)-deep cold pans made of 304 series stainless steel with 1˝ (25mm) IP.S. drain connection. Table body is highly polished 22 gauge stainless steel. Features galvanized tubular legs and galvanized bottom shelf. All units are 22 9/16˝ (573mm) front-to-back. **Freight class is 100.0**.

Stationary models feature non-marking adjustable feet that adjust height of unit from 34 ½˝ to 35½˝ (876 to 902mm). Portable models feature 4˝ (102mm)-diameter swivel casters (two with brakes) and push handle.

Model numbers with prefix **"S"** (example: **S**CP-3) indicate standard stainless steel undershelf and legs.

Optional bolted-in undershelf available. To specify, add 20% to list price of unit and add suffix "**B**" to model number. Example: CP-3**B**.

For optional accessories and replacements, see pages 161-165.

stationary cold pan unit

			Stationary				Portable*			
length in.	length mm	cubic feet	weight lbs.	weight kg	model #	list	weight lbs.	weight kg	model #	list
48˝	1219	15.4	93	42.2	CP-3	1410	99	44.9	PCP-3	1497
48˝	1219	15.4	93	42.2	SCP-3	1660	99	44.9	SPCP-3	2102
63½˝	1613	19.7	112	50.8	CP-4	1730	118	53.5	PCP-4	1786
63½˝	1613	19.7	112	50.8	SCP-4	2018	118	53.5	SPCP-4	2472
79˝	2007	24.1	133	60.3	CP-5	1995	139	63.1	PCP-5	2376
79˝	2007	24.1	133	60.3	SCP-5	2348	139	63.1	SPCP-5	2795

* For portable models, add 2½˝ (64mm) to length.

portable cold pan unit shown with optional laminated hardwood cutting board

Spec-Master® Cold Pan Units – Enclosed Base — see spec sheet EG30.08 NSF —OUR BEST

These top-of-the-line stationary cold pan units feature 20˝ (508mm)-wide x 6 ½˝ (165mm)-deep cold pans made of 304 series stainless steel with 1˝ (25mm) IP .S. drain connection, highly polished 20 gauge stainless steel table body, 1⅝˝ (41mm)-diameter stainless steel tubular legs with non-marking plastic feet, plus stainless steel bottom shelf is full depth of unit and welded to outer wrapper. 22 9/16˝ (573mm) front-to-back. Available with open front or with 22 gauge stainless steel sliding doors. 34½˝ to 35½˝ (876 to 902mm) adjustable height. **Freight class is 100.0**.

For casters, add prefix **"P"** and add $226 to list price. Example: **P**CP3OB.

See pages 161-165 for optional accessories and replacements. For optional center shelf, add 20% to list price of unit.

See page 162 for optional Spec-Master® Marine edge and decorative laminates.

Spec-Master® cold pan unit with sliding doors

			with Open Front				with Sliding Doors			
length in.	length mm	cubic feet	weight lbs.	weight kg	model #	list	weight lbs.	weight kg	model #	list
48˝	1219	39.8	230	104.3	CP3OB	3370	235	106.6	CP3CB	4317
63½˝	1613	51.5	270	122.5	CP4OB	3654	275	124.7	CP4CB	4815
79˝	2007	62.6	310	140.6	CP5OB	3858	315	142.9	CP5CB	5111

Urn Stands — see spec sheet EG30.10 NSF

Stationary. Enclosed base. Features include 16 gauge stainless steel top; 20 gauge stainless steel table body; stainless steel tubular legs with adjustable non-marking plastic feet; and heavy gauge stainless steel bottom shelf that is full depth of unit and welded to outer wrapper . 4¾˝ (121mm) urn trough slopes to a 1˝ (25mm) drain and comes complete with full length removable louvered grate. All units are 22 9/16˝ (573mm) front-to-back. Available with open front or with 22 gauge stainless steel sliding doors. 34 ½˝ to 35½˝ (876 to 902mm) adjustable height. **Freight class is 70.0**.

If urn trough is desired on rear side, add suffix " **R**" to end of model number. Example: US3OB**R**.

For casters, add prefix **"P"** and add $246 to list price. Example: **P**US3CB.

For optional center shelf, add 20% to list price of unit and add suffix " **-CS**" to model number . Example: US3OB-**CS**

For optional accessories and replacements, see pages 161-165.

urn stand with sliding doors

			with Open Front				with Sliding Doors			
length in.	length mm	cubic feet	weight lbs.	weight kg	model #	list	weight lbs.	weight kg	model #	list
48˝	1219	39.8	225	102.1	US3OB	3684	233	105.7	US3CB	4647
63½˝	1613	51.5	265	120.2	US4OB	4293	274	124.3	US4CB	5465
79˝	2007	62.6	305	138.3	US5OB	5312	315	142.9	US5CB	6545

CATALOG SECTION 30

stationary solid top unit

portable solid top unit shown with optional laminated hardwood cutting board

solid top unit with enclosed base with optional laminated hardwood cutting board

Solid Top Units — Open Base — see spec sheet EG30.14 NSF

These units feature type 430 construction, 22 gauge stainless steel body , 16 gauge stainless steel top, galvanized tubular legs, and galvanized undershelf. All units are 22 9/16″ (573mm) front-to-back. Stationary and portable models offered. **Freight class is 85.0**.

Stationary models feature non-marking adjustable feet adjusts height of unit from 34 ½″ to 35 ½″ (876 to 902mm).

Portable models feature 4″ (102mm)-diameter swivel casters (two with brakes) and push handle.

Model numbers with prefix **"S"** (example: **S**ST-3) indicate standard stainless steel undershelf and legs.

Optional bolted-in undershelf available. To specify, add 20% to list price of unit and add suffix " **B**" to model number. Example: ST-3**B**.

			Stationary				Portable*			
length		cubic	weight				weight			
in.	mm	feet	lbs.	kg	model #	list	lbs.	kg	model #	list
48″	1219	15.4	83	37.6	ST-3	1101	89	40.4	PST-3	1468
48″	1219	15.4	83	37.6	SST-3	1286	89	40.4	SPST-3	1714
63½″	1613	19.7	102	46.3	ST-4	1278	108	49.0	PST-4	1647
63½″	1613	19.7	102	46.3	SST-4	1491	108	49.0	SPST-4	1921
79″	2007	24.1	123	55.8	ST-5	1587	129	58.5	PST-5	1953
79″	2007	24.1	123	55.8	SST-5	1851	129	58.5	SPST-5	2276

* For portable models, add 2½″ (64mm) to length.

Spec-Master® Solid Top Units — Enclosed Base

— see spec sheet EG30.09 NSF ***—OUR BEST***

These top-of-the-line stationary solid top units feature 16 gauge stainless steel top with table body made of 20 gauge 430 series stainless steel; 1 ⅝″ (41mm)-diameter stainless steel tubular legs with adjustable non-marking plastic feet; and stainless steel bottom shelf that is full depth of unit and welded to outer wrapper All units are 22 9/16″ (573mm) front-to-back. Available with open front or with 22 gauge stainless steel sliding doors complete with recessed handle and rollerless track assembly. **Freight class is 100.0**.

For casters, add prefix "**P**" and add $2246 to list price. Example: **P**ST4OB.

For optional accessories and replacements, see pages 161-165. For optional center shelf, add 20% to list price of unit.

See page 162 for optional Spec-Master® Marine edge and decorative laminates.

			with Open Front				with Sliding Doors			
length		cubic	weight				weight			
in.	mm	feet	lbs.	kg	model #	list	lbs.	kg	model #	list
48″	1219	39.8	225	102.1	ST3OB	3765	233	105.7	ST3CB	4750
63½″	1613	51.5	265	120.2	ST4OB	4386	274	124.3	ST4CB	5585
79″	2007	62.6	305	138.3	ST5OB	5427	315	142.9	ST5CB	6354

tray stand with optional silverware unit shown

Tray Stand — see spec sheet EG30.11 NSF

Stationary. Features include 16 gauge stainless steel top; heavy gauge cabinet; and stainless steel tubular legs with adjustable non-marking bullet feet. 18″ (457mm) working height, 44 ¾″ (1137mm) with silver ware unit. 22½″ (572mm) front-to-back. **Freight class is 70.0**.

length		weight		cubic		
in.	mm	lbs.	kg	feet	model #	list
33″	838	135	61.2	12.3	TU-1	1668

Optional Silverware Unit for Tray Stand

Features polished die-formed heavy gauge stainless steel wrapper; 1″ (25mm) square stainless steel tubing; and eight plastic silver ware holders.

length		weight		cubic		
in.	mm	lbs.	kg	feet	model #	list
33″	838	35	15.9	10.3	SW-1	667

100 Industrial Boulevard, Clayton, DE 19938-8903 U.S.A.
Phone: 800-441-8440 or 302-653-3000. Fax: 302-653-2065
http://www.eaglegrp.com

EAGLE GROUP
Profit from the Eagle Advantage®

Hot Food Table Accessories/Replacements

Flex-Master® Overshelf System — see spec sheet EG30.18 NSF

Create your own customized design using standard components. Adjustable height in 1˝ (25mm) increments for flexible and accurate shelf placement. 10˝ (254mm) and 15˝ (381mm) shelf widths can be intermixed on same posts. All shipping weights and cubic feet are approximate.

Optional heat lamp brackets available—$187 per lamp. Heat lamps are furnished and installed by others. Specify location of brackets.

hot food table with optional Flex-Master® Overshelf System

10˝ (254mm)-wide Overshelves

16 gauge type 304 stainless steel. Priced per shelf. **Freight class is 70.0**.

length in.	length mm	number of wells	weight lbs.	weight kg	cubic feet	model #	list each
33˝	838	2	10	4.5	1.2	421002	385
48˝	1219	3	14	6.4	1.6	421003	404
63½˝	1613	4	24	10.9	2.1	421004	427
79˝	2007	5	29	13.2	2.6	421005	541
94½˝	2400	6	35	15.9	3.1	421006	630

15˝ (381mm)-wide Overshelves

16 gauge type 304 stainless steel. Priced per shelf. **Freight class is 70.0**.

length in.	length mm	number of wells	weight lbs.	weight kg	cubic feet	model #	list each
33˝	838	2	14	6.4	1.6	421502	549
48˝	1219	3	19	8.6	2.2	421503	574
63½˝	1613	4	30	13.6	2.7	421504	598
79˝	2007	5	37	16.3	3.3	421505	776
94½˝	2400	6	44	20.0	3.7	421506	891

Stainless Steel Posts

With plates. Calibrated in 1˝ (25mm) increments. Sold in pairs. 2-well to 5-well units require two pairs of posts. 6-well units require three pairs. **Freight class is 50.0**.

height in.	height mm	weight lbs.	weight kg	cubic feet	model #	list per pair
18˝	457	1.7	0.8	0.1	418012	146
30˝	762	2.4	1.1	0.2	430012	186
48˝	1219	5.6	2.5	0.2	448012	255

Flex-Master® with optional pot & ladle rack and stainless steel posts

Pot & Ladle Racks

Chrome plated. **Freight class is 70.0**.

length in.	length mm	weight lbs.	weight kg	cubic feet	model #	list each
33˝	838	1.9	0.9	0.2	PRT2-C	66
48˝	1219	2.1	1.0	0.2	PRT3-C	79
63½˝	1613	2.5	1.1	0.3	PRT4-C	100
79˝	2007	4.1	1.9	0.3	PRT5-C	123
94½˝	2400	4.9	2.2	0.4	PRT6-C *	161

*PRT6-C is provided in two sections.

Pot Hooks

Stainless steel.

weight lbs.	weight kg	cubic feet	model #	list each
0.2	0.1	0.1	300696	23

pot hook

CATALOG SECTION 30

Hot Food Table Accessories/Replacements

Options for Spec-Master® Enclosed Base Equipment

For Spec-Master® electric hot food tables (page 155), Spec-Master ® cold pan units (page 159) and Spec-Master ® solid top units (page 160).



enclosed Spec-Master® cold pan unit shown with optional marine edge, laminate front & tray slide



Spec-Master® Marine edge

Spec-Master® Marine Edge
For front edge only . Heavy gauge type 304 stainless steel. Retards spillage.

decorative laminates

Decorative Laminates
Standard Wilsonart ® Black trimmed in stainless steel. A variety of patterns and colors to choose from. Hundreds of laminates available.

Consult factory for Spec-Master® Marine edge and decorative laminate.

Overshelves (NSF)

10″ (254mm) wide. **Freight class is 70.0**.



overshelves

		Single Shelf, Non-Adjustable 16 gauge type 430 stainless steel shelf with stainless steel tubular legs.					Double Shelf, Non-Adjustable Two 16 gauge type 430 stainless steel shelves with stainless steel tubular legs. All-welded construction.				
length in.	length mm	weight lbs.	weight kg	cu ft	model #	list	weight lbs.	weight kg	cu ft	model #	list
33″	838	18	8.2	1.2	OS-HT2	700	36	16.3	1.8	DOS-HT2	1186
48″	1219	20	9.0	1.6	OS-HT3	720	40	18.1	2.3	DOS-HT3	1306
63½″	1613	24	10.9	2.1	OS-HT4	739	48	21.8	3.2	DOS-HT4	1344
79″	2007	35	15.9	2.6	OS-HT5	1004	70	31.8	3.9	DOS-HT5	1732
94½″	2400	45	20.4	3.1	OS-HT6	1105	90	40.8	4.7	DOS-HT6	1803

Buffet Shelves — see spec sheet EG30.20

Heavy gauge stainless steel located 20″ (508mm) above sur face. 10″ (254mm) wide. A vailable with Acrylite® sneeze guard on one or both sides, with or without infrared bullet lamps. **Freight class is 70.0**.



buffet shelf

		with sneeze guard on one side					with sneeze guard on both sides				
length in.	length mm	weight lbs.	weight kg	cu ft	model #	list	weight lbs.	weight kg	cu ft	model #	list
48″	1219	38	17.2	2.3	BS1-HT3	953	48	21.8	2.3	BS2-HT3	995
63½″	1613	58	26.3	3.2	BS1-HT4	1063	68	30.8	3.2	BS2-HT4	1104
79″	2007	83	37.6	4.0	BS1-HT5	1161	93	42.2	4.0	BS2-HT5	1212
94½″	2400	104	47.2	4.7	BS1-HT6	1534	114	51.7	4.7	BS2-HT6	1583

Buffet Shelves with Infrared Bullet Lamps

		with sneeze guard on one side					with sneeze guard on both sides				
length in.	length mm	weight lbs.	weight kg	cu ft	model #	list	weight lbs.	weight kg	cu ft	model #	list
48″	1219	48	21.8	2.8	BS1-HT3-IL	1385	62	28.1	3.2	BS2-HT3-IL	1423
63½″	1613	76	34.5	3.6	BS1-HT4-IL	1846	78	35.4	4.0	BS2-HT4-IL	1893
79″	2007	114	51.7	4.3	BS1-HT5-IL	2148	116	52.6	4.7	BS2-HT5-IL	2199
94½″	2400	130	59.0	5.1	BS1-HT6-IL	2189	132	59.9	5.5	BS2-HT6-IL	2235

100 Industrial Boulevard, Clayton, DE 19938-8903 U.S.A.
Phone: 800-441-8440 or 302-653-3000. Fax: 302-653-2065
http://www.eaglegrp.com

EAGLE GROUP
Profit from the Eagle Advantage®

Hot Food Table Accessories/Replacements

Serving Shelves — see spec sheet EG30.20

Available with open front or with clear Acr ylite® front panel. **Freight class is 70.0**.
Note: Serving shelves do not fit on Sealed-In W ell Hot Food Tables (page 154).

length in.	length mm	weight lbs.	weight kg	cubic feet	...with Open Front model #	...with Open Front list	...with Acrylite® Front Panel model #	...with Acrylite® Front Panel list
33″	838	20	9.0	1.2	SS-HT2	671	SSP-HT2	777
48″	1219	25	11.3	1.7	SS-HT3	751	SSP-HT3	821
63½″	1613	35	15.9	2.3	SS-HT4	805	SSP-HT4	907
79″	2007	40	18.1	2.9	SS-HT5	1029	SSP-HT5	1175
94½″	2400	55	24.9	3.5	SS-HT6	1062	SSP-HT6	1211

serving shelf

Deluxe Serving Shelves — see spec sheet EG30.20

Heavy gauge stainless steel. 10″ (254mm) wide. Front sloped back for increased visibility . ¼″ (6mm) clear Acrylite® front panel. Supported by 1″ (25mm) square stainless steel tubing in rear and ⅛″ x 1″ (3 x 25mm) stainless steel bar in front. **Freight class is 70.0**.

Optional Acrylite® end panels available. To order left end only , add **"L"** to model number and $207 to list price. To order right end only, add **"R"** to model number and $207 to list price. T o order both ends, add **"LR"** to model number and $415 to list price.
Example: DSSP**L**-HT2.

length in.	length mm	weight lbs.	weight kg	cubic feet	model #	list
33″	838	27	12.2	1.4	DSSP-HT2	1000
48″	1219	37	16.8	2.0	DSSP-HT3	1039
63½″	1613	47	21.3	2.6	DSSP-HT4	1148
79″	2007	55	24.9	3.3	DSSP-HT5	1468
94½″	2400	69	31.3	3..7	DSSP-HT6	1501

deluxe serving shelf

Tray Shelves — see spec sheet EG30.20

10″ (254mm) wide. Stainless steel. **Freight class is 70.0**.

length in.	length mm	weight lbs.	weight kg	cubic feet	...with Stationary Brackets model #	...with Stationary Brackets list	...with Drop Brackets model #	...with Drop Brackets list
33″	838	14	6.4	0.3	TS-HT2	550	TS-DB-HT2	602
48″	1219	18	8.2	0.5	TS-HT3	673	TS-DB-HT3	725
63½″	1613	21	9.5	0.7	TS-HT4	893	TS-DB-HT4	948
79″	2007	24	10.9	0.8	TS-HT5	1111	TS-DB-HT5	1188
94½″	2400	31	14.1	1.0	TS-HT6	1172	TS-DB-HT6	1212



tray shelf shown with hinged drop brackets

Dish Shelves — see spec sheet EG30.20

Removable without the use of tools. Stainless steel. 8″ (203mm)-wide. 1 ¼″ (32mm)-thick. Mounts under preexisting cutting board. **Freight class is 70.0**.

length in.	length mm	weight lbs.	weight kg	cubic feet	model #	list
33″	838	6	2.7	0.3	353985	711
48″	1219	7	3.2	0.4	353986	755
63½″	1613	11	5.0	0.6	353987	856
79″	2007	14	6.4	0.7	353988	1075
94½″	2400	20	9.0	0.9	355196	1126

dish shelf

Tray Slides — see spec sheet EG30.20

10½″ (267mm) wide. Consists of three tubular stainless steel rails. **Freight class is 70.0**.

length in.	length mm	weight lbs.	weight kg	cubic feet	...with Stationary Brackets model #	...with Stationary Brackets list	...with Drop Brackets model #	...with Drop Brackets list
33″	838	14	6.4	4.0	TSL-HT2	692	TSL-DB-HT2	802
48″	1219	18	8.2	5.5	TSL-HT3	775	TSL-DB-HT3	848
63½″	1613	21	9.5	6.8	TSL-HT4	832	TSL-DB-HT4	937
79″	2007	24	10.9	8.2	TSL-HT5	1063	TSL-DB-HT5	1213
94½″	2400	31	14.1	9.5	TSL-HT6	1097	TSL-DB-HT6	1250



tray slide shown with stationary brackets

CATALOG SECTION 30

Hot Food Table Accessories/Replacements

Cutting Boards Upgrade — see spec sheet EG30.20

Thermoplastic Cutting Board Replacement

8″ (203mm) wide x ½″ (13mm) thick. **Freight class is 55.0**.

length in.	length mm	weight lbs.	weight kg	cubic feet	for model #	part #	list
33″	838	12	5.4	2.5	HT2	353996	342
48″	1219	17	7.7	3.0	HT3	353997	376
63½″	1613	23	10.4	3.5	HT4	353998	432
79″	2007	30	13.6	4.0	HT5	353999	567
94½″	2400	37	16.8	4.5	HT6	354066	639

thermoplastic cutting board

Richlite® Heat-Resistant

8″ (203mm) wide x ½″ (13mm) thick. Resists up to 360°F. Comes with stainless steel mounting brackets. **Freight class is 55.0**.

length in.	length mm	weight lbs.	weight kg	cubic feet	for model #	part #	list
33″	838	14	6.3	2.5	HT2	RLB-2	451
48″	1219	18	8.2	3.0	HT3	RLB-3	563
63½″	1613	21	9.5	3.5	HT4	RLB-4	604
79″	2007	24	10.9	4.0	HT5	RLB-5	728
94½″	2400	31	14.1	4.5	HT6	RLB-6	964

Richlite® heat-resistant cutting board

Hardwood…

8″ (203mm) wide x 1¼″ (32mm) thick. **Freight class is 55.0**.

length in.	length mm	weight lbs.	weight kg	cubic feet	…with Stationary Brackets model #	…with Stationary Brackets list	…with Drop Brackets model #	…with Drop Brackets list
33″	838	14	6.4	2.5	WB-HT2	342	WB-DB-HT2	595
48″	1219	18	8.2	3.0	WB-HT3	376	WB-DB-HT3	628
63½″	1613	21	9.5	3.5	WB-HT4	432	WB-DB-HT4	685
79″	2007	24	10.9	4.0	WB-HT5	567	WB-DB-HT5	945
94½″	2400	31	14.1	4.5	WB-HT6	711	WB-DB-HT6	1255



hardwood cutting board

NEW Stainless Steel Bottle Holders – *PATENTED!*

U.S. Patent #7,003,969. For plastic condiment bottles. Type 300 series stainless steel construction. 2 7/16″ (63mm)-diameter holes punched for bottle dispensers. Fits traditional one third- or one sixth-size food pan applications.

description	model #	list
7″ x 6½″ x 5½″ (178 x 165 x 140mm), holds four bottles	SBH-1/6	80
7″ x 12¾″ x 5½″ (178 x 324 x 140mm), holds eight bottles	SBH-1/3	90

#SBH-1/6
stainless steel bottle holder
(bottles not included)

Rolltop Cover – see spec sheet EG30.20

Freight class is 70.0.

description	model #	list
fits over heat well	501585	388

rolltop cover

Spillage Pans – see spec sheet EG30.20

Required for wet applications. Deep-drawn, fully coved. 6½″ (165mm) deep. **Freight class is 100.0**.

description	weight lbs.	weight kg	model #	list
stainless steel	7	3.2	302027	188
aluminum	3	1.4	304141	101

spillage pan

Bullet Feet

description	model #	list
plastic	300293	2

Chafing Dish Frames — see spec sheet EG30.20

Mild steel, zinc-plated. Two 4″ (102mm) recesses allow for holding fuel cans. Fuel not included. 10¼″ (260mm) overall height. **Freight class is 70.0**.

description	overall dimensions width x length in.	overall dimensions width x length mm	weight lbs.	weight kg	model #	list
frame	13⅜″ x 26¾″	340 x 680	1.5	0.7	CDF	53
frame with aluminum spillage pan	13⅜″ x 26¾″	340 x 680	4.5	2.0	CDF-1	91

wire chafing frame with spillage pan

100 Industrial Boulevard, Clayton, DE 19938-8903 U.S.A.
Phone: 800-441-8440 or 302-653-3000. Fax: 302-653-2065
http://www.eaglegrp.com

EAGLE GROUP
Profit from the Eagle Advantage®

CATALOG SECTION 30

Hot Food Table Accessories/Replacements

Food Pans and Round Insets — see spec sheet EG30.20

All pans, lids, and insets are stainless steel. Minimum purchase $165 net, any assortment.
Freight class is 70.0.

Food Pans/Adapter Bars

description	model #	list
full size pan, 20¾″ x 12¾″ x 2½″ (527 x 324 x 64mm)	301669	69
full size pan, 20¾″ x 12¾″ x 4″ (527 x 324 x 102mm)	303775	84
half size pan, 10⅜″ x 12¾″ x 2½″ (264 x 324 x 64mm)	304050	41
half size pan, 10⅜″ x 12¾″ x 4″ (264 x 324 x 102mm)	304051	51
one-third size pan, 6⅞″ x 12¾″ x 2½″ (175 x 324 x 64mm)	304052	34
one-third size pan, 6⅞″ x 12¾″ x 4″ (175 x 324 x 102mm)	304053	44
one-fourth size pan, 6⅜″ x 10⅜″ x 2½″ (162 x 264 x 64mm)	304054	31
one-fourth size pan, 6⅜″ x 10⅜″ x 4″ (162 x 264 x 102mm)	304055	38
10″ (254mm) adapter bar	301792	26
12″ (305mm) adapter bar	301791	27

food pans

Lids for Food Pans

description	model #	list
full size, with handle	304056	68
half size, with handle	304057	37
one-third size, with handle	304058	27
one-fourth size, with handle	304059	34

Round Insets

description	model #	list
4-quart inset for 6½″ (165mm) opening	304020	66
7-quart inset for 8½″ (216mm) opening	304021	98
11-quart inset for 10½″ (267mm) opening	304060	104

round inset with optional lid

Lids for Round Insets

description	model #	list
For 4-quart inset	304018	17
For 7-quart inset	304019	37
For 11-quart inset	304049	37

Other

description	model #	list
brass drain	305300	51
stopper	303974	21

Recessed Control Panels - Stainless Steel Construction

— see spec sheets EG30.20 and EG35.20

Available for OEM installations or other applications.

description	cutout dimensions in.	cutout dimensions mm	PUNCHED model #	PUNCHED list	NOT PUNCHED model #	NOT PUNCHED list
single	5 1/16″ x 2 11/16″	129 x 68	305198	42	305197	39
double	8⅜″ x 2 11/16″	213 x 68	305193	51	305123	41
triple	11 13/16″ x 2 11/16″	300 x 68	305196	58	305124	52

single

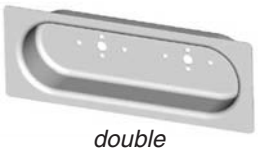
double


triple

Adapter Tops for Round Insets — see spec sheet EG30.20

Stainless steel.

2-Pot Adapter Tops

description	model #	list
two 8½″ (216mm) diameter openings, each for 7 qts. (6.6 liters)	501600	107
one 8½″ (216mm) diameter opening for 7 qts (6.6 liters), and one 10½″ (267mm) diameter opening for 11 qts. (10.4 liters)	501912	107
one 6½″ (165mm) diameter opening for 4 qts (3.8 liters), and one 10½″ (267mm) diameter opening for 11 qts. (10.4 liters)	501913	107
one 6½″ (165mm) diameter opening for 4 qts (3.8 liters), and one 8½″ (216mm) diameter opening for 7 qts (6.6 liters)	501915	107

3-Pot Adapter Top

description	model #	list
three 6½″ (165mm) diameter openings, each for 4 qts (3.8 liters)	501914	107

adapter top

CATALOG SECTION 30

portable buffet hot food table

tabletop buffet hot food table

portable buffet cold pan unit

table top buffet cold pan unit

Deluxe Service Mates

Units include Tuffak® clear sneeze guard (except cashiers stand) and polished stainless steel top with black vinyl laminated on steel wrapper and black vinyl base. Portable models feature 4″ (102mm) swivel casters, two of which have brakes. T abletop models feature adjustable feet. All units are 22 9/16″ (573mm) front-to-back.

For optional stainless steel liners in place of galvanized, add $80 per compartment to list price of unit and add **"S"** after "HT" in model number. Example: BPDHT**S**3-120.
For optional stainless steel wrapper upgrade, add 20% to list price of unit and add suffix "**-S**" to end of model number. Example: BPCP-3**-S**

Buffet Hot Food Tables — see spec sheet EG30.16

Features individual controls for each heat well. Units are now available with recessed control panel. **Freight class is 125.0**.

Optional 1000-watt heaters available for 240V models. T o order, add suffix " **-1**" to model number and $63 per well to list price. Example: BPDHT2-240 **-1**.

208-volt models available. To specify, add suffix **"-208"**. Example: BPDHT2**-208**.

Portable Models

# of top openings	length in.	length mm	weight lbs.	weight kg	cu ft	electrical data	model #	list
2	33″	838	185	83.9	42.4	1000W, 120V, 8.3A	BPDHT2-120	3973
2	33″	838	185	83.9	42.4	1500W, 240V, 6.25A	BPDHT2-240	3973
3	48″	1219	235	106.6	59.6	1500W, 120V, 12.5A	BPDHT3-120	4472
3	48″	1219	235	106.6	59.6	2250W, 240V, 9.4A	BPDHT3-240	4472
4	63½″	1613	286	129.7	75.6	2000W, 120V, 16.7A	BPDHT4-120	5046
4	63½″	1613	286	129.7	75.6	3000W, 240V, 12.5A	BPDHT4-240	5046

Tabletop Models

# of top openings	length in.	length mm	weight lbs.	weight kg	cu ft	electrical data	model #	list
2	33″	838	149	67.6	33.8	1000W, 120V, 8.3A	CDHT2-120	2897
2	33″	838	149	67.6	33.8	1500W, 240V, 6.25A	CDHT2-240	2897
3	48″	1219	189	85.7	44.2	1500W, 120V, 12.5A	CDHT3-120	3388
3	48″	1219	189	85.7	44.2	2250W, 240V, 9.4A	CDHT3-240	3388
4	63½″	1613	234	106.1	57.1	2000W, 120V, 16.7A	CDHT4-120	4036
4	63½″	1613	234	106.1	57.1	3000W, 240V, 12.5A	CDHT4-240	4036

Receptacle Configurations Required for Buffet Hot Food Tables above.

15AMP 125V	15AMP 250V	20AMP 250V	30AMP 125V
model #	**model #**	**model #**	**model #**
BPDHT2-120	BPDHT2-240	BPDHT4-240	BPDHT4-120
BPDHT3-120	BPDHT3-240	CDHT4-240	CDHT4-120
CDHT2-120	CDHT2-240	furnished with NEMA 6-20 plug	furnished with NEMA 5-30 plug
CDHT3-120	CDHT3-240		
furnished with NEMA 5-15 plug	furnished with NEMA 6-15 plug		

Buffet Cold Pan Units — see spec sheet EG30.16

Features 6″ (152mm)-deep insulated ice pan. **Freight class is 125.0**.

Portable Models

length in.	length mm	weight lbs.	weight kg	cu ft	model #	list
33″	838	167	75.8	42.4	BPCP-2	3317
48″	1219	203	92.1	59.6	BPCP-3	3799
63½″	1613	240	108.9	75.6	BPCP-4	4028

Tabletop Models

length in.	length mm	weight lbs.	weight kg	cu ft	model #	list
33″	838	137	62.1	33.8	CCP-2	3045
48″	1219	157	71.2	44.2	CCP-3	3450
63½″	1613	188	85.3	57.1	CCP-4	3560

New York M.E.A. No. 376-84

100 Industrial Boulevard, Clayton, DE 19938-8903 U.S.A.
Phone: 800-441-8440 or 302-653-3000. Fax: 302-653-2065
http://www.eaglegrp.com

EAGLE GROUP
Profit from the Eagle Advantage®

Deluxe Service Mates

Portable Buffet Solid Top Units — see spec sheet EG30.16 NSF

Features polished stainless steel top w/black vinyl laminated on steel wrapper and black vinyl base, 4˝ (102mm) swivel casters (two with brakes), and T uffak® sneeze guard. **Freight class is 125.0**.

length in.	length mm	weight lbs.	weight kg	cubic feet	model #	list
33˝	838	157	71.2	42.4	BPST-2	2888
48˝	1219	193	87.5	59.6	BPST-3	3170
63½˝	1613	230	104.3	75.6	BPST-4	3617

portable solid top buffet unit

Beef Cart — see spec sheet EG30.16 NSF UL

Features polished stainless steel top with black vinyl laminated on steel wrapper and black vinyl base, 12˝ x 20˝ (305 x 508mm) heat well, 250W heat lamp, poly top car ving board, 4˝ (102mm) swivel casters (two with brakes), and adjustable Tuffak® sneeze guard. **Freight class is 125.0**.

length in.	length mm	weight lbs.	weight kg	cubic feet	electrical data	model #	list
33˝	838	167	75.8	42.4	1450W, 120V, 12.1A	BC-1	5280

beef cart

Cashiers Stand — see spec sheet EG30.16 NSF

Features polished stainless steel top with black vinyl laminated on steel wrapper and black vinyl base, 4˝ (102mm) swivel casters (two with brakes), and an enclosed storage area under stainless steel faced cashier drawer. **Freight class is 100.0**.

Optional tray shelves for cashier stand available. Stainless steel. Set of two. **Model #: PTS-1.** List: $1289

length in.	length mm	weight lbs.	weight kg	cubic feet	model #	list
24˝	610	110	49.9	19.3	CS-1	1683

cashiers stand

Accessories for Deluxe Service Mates — see spec sheet EG30.16

description	model #	list each
Service Mate Select wood-trimmed Tuffak® sneeze guards	DSG-2 DSG-3 DSG-4	3526 3668 3860
fluorescent lights with plastic shields (factory installation required)	FL-2 FL-3 FL-4	1394 1477 1513
infrared bullet lamps (has separate cord. Not wired to base unit)	IL-2 IL-3 IL-4	1368 1574 1758
vinyl skirts for portable buffets (each price shown is for one piece)	VS-2 VS-3 VS-4	185 225 245
stainless steel skirts for portable buffets (each price shown is for one piece) NEW	SS-2 SS-3 SS-4	220 268 292
stainless steel 8˝ (203mm)-wide tray shelves, set of two	PTS-2 PTS-3 PTS-4	1358 1429 1550
stainless steel undershelf for portable buffets	US-2 US-3 US-4	236 271 312

service mate shown with optional heat lamps, food pans with insets, and wood-trimmed sneeze guard

New York M.E.A. No. 376-84

NEW IN 2008

Director's Choice VIP System

CUSTOM NSF UL

High-profile merchandiser. Endless configurations of color and lighting options—limited only by your imagination. Signage system visually announces menu choices. Prewired system reduces field cost and installation. Reduces customers' wait time by spreading, or "scattering," customers across a larger area. Priced per application.

VIP system attached to Director's Choice® 4-well hot food unit

Pylons

- Constructed of 1½″-square tubing, mild steel or stainless steel, with mounting plates welded to tubing.
- Attached to Director's Choice® units via docking device for easy installation and removal.
- Fully configurable to match the "look" that the designer requires.
- Can be powder-coated in various colors, covered in millwork with your choice of laminates…the ideas are endless.

Signage

- Constructed of powder-coated mild steel.
- Configurable to nearly any shape or size.
- Signs can be preprinted adhesive, laminated millwork, neon, backlight, and many other styles to meet the needs of your customers.
- Signs are wired to UL standards and have a cord & plug wired through the pylon for concealment.

Lighting

- Low voltage lighting or standard 120-volt lights are available.
- Drop lighting meets NSF standards for mounting over a hot or cold pan unit.
- Hundreds of lighting styles to choose from to meet the needs of your customers.
- Lights are prewired at the factory and require a 120-volt outlet, or you can have it wired to Director's Choice® unit.

100 Industrial Boulevard, Clayton, DE 19938-8903 U.S.A.
Phone: 800-441-8440 or 302-653-3000. Fax: 302-653-2065
http://www.eaglegrp.com

EAGLE GROUP
Profit from the Eagle Advantage®

Modular Cafeteria Serving Units

Beverage Units 175
Carving Station Unit 172
Cashier Units 174
Cold Food Units 171
Corner Transition Units 175
Custom Accessories 180
Dish/Cup Dispensers 177
Drop-In Adjustable Dispensers 177
Frost Top Units 175
Heated Surface Units 173
Hot Food Units 170
Hot Food Service Counters 173
Ice Cream Units 174
Options 178-179
Rack/Tray Dispensers 176
Refrigerated Milk Unit 172
Solid Top Utility Carts 172
Tray & Silverware Unit 176
Tray/Silverware/Napkin Dispensers 176
Tray Platform Unit 176

CATALOG SECTION 33

Director's Choice® Modular Cafeteria Serving Units

All type 304 stainless steel construction. 16 gauge type 304 stainless steel top is 30˝ (762mm) front-to-back and 2˝ (51mm) tall. 34˝ (864mm) standard working height complies with ADA guidelines for accessibility standards. Welded 1½˝ (38mm) square tubular type 304 stainless steel base construction. Open base on three sides – 7 3/16˝ (183mm)-tall type 304 stainless steel apron on operator's side. 5˝ (127mm) poly tread swivel casters (two with brake). Patent-pending spring-loaded docking device keeps adjoining units together without the use of tools. All units come with standard Holly Berry red front laminate panel (Wilsonart® D307-60) on heavy gauge galvanized subpanel. All units accommodate accessories such as tray slides, work shelves, and removable undershelves (see pages 178-179). **Freight class is 100.0**.

Optional laminate end panels available for all units. To order, add suffix "**-LEP**" to model number and $341 to list price.
Example: DCS2-HFU-A**-LEP** indicates a 2-well 120-volt Hot Food Unit with laminate end panels.

Optional stainless steel front panels available for all units. To order, add suffix "**-S**" to model number. See chart on page 178 for list price.
Example: DCS-CUI-24**-S** indicates a Cashier Unit with stainless steel front panel.

Optional stainless steel end panels available for all units. To order, add suffix "**-SEP**" to model number and $399 to list price.
Example: DCS2-STU**-SEP** indicates a Solid Top Utility Cart with stainless steel end panels.

NEW Optional stainless steel bottle holders available—see page 178.

hot food unit – server side – shown with optional single sneeze guard and laminate end panels

Refer to page 178 for optional overall heights and optional heights of tray slides available for units on this page.

Hot Food Units - see spec sheet EG33.02

CUSTOM NSF UL

Features fully insulated 12˝ x 20˝ (305 x 508mm) sealed heat wells with individual thermostatic controls. Wells offered with or without drains – specify when ordering. Drains connect to common manifold, drain to left end. 3/4˝ (19mm) ball valve provided (NPTF). Accepts 12˝ x 20˝ (305 x 508mm) food pans. Wired to cord and plug. Three-phase provisions available – consult factory. Wet or dry operation. 1200W per well at 120V.

240V units listed in chart below can be run at 208V operation. This will reduce available amperage and wattage by 25%.

# of wells	length in.	length mm	weight lbs.	weight kg	cu ft	electrical data *	model #	list
2	36˝	914	165	74.8	22	120V, 20.0A, 2400W	DCS2-HFU-A	5668
2	36˝	914	165	74.8	22	240V, 10.0A, 2400W	DCS2-HFU-B	5668
2	36˝	914	165	74.8	22	240V, 13.3A, 3200W	DCS2-HFU-C	5668
3	50˝	1270	200	90.7	30	120V, 30.0A, 3600W	DCS3-HFU-A	6834
3	50˝	1270	200	90.7	30	240V, 15.0A, 3600W	DCS3-HFU-B	6834
3	50˝	1270	200	90.7	30	240V, 20.0A, 4800W	DCS3-HFU-C	6834
4	64˝	1626	250	113.4	38	240V, 20.0A, 4800W	DCS4-HFU-B	8238
4	64˝	1626	250	113.4	38	240V, 26.7A, 6400W	DCS4-HFU-C	8238
5	78˝	1981	305	138.3	46	240V, 25.0A, 6000W	DCS5-HFU-B	9651
5	78˝	1981	305	138.3	46	240V, 33.4A, 8000W	DCS5-HFU-C	9651
6	96˝	2438	355	161.0	57	240V, 30.0A, 7200W	DCS6-HFU-B	11372
6	96˝	2438	355	161.0	57	240V, 40.0A, 9600W	DCS6-HFU-C	11372

* Electrical data shown for single phase. Consult factory for 3-phase option.

Optional Individual Drain for Hot Food Units

Individual drain for each well with manifold to single valve.

# of wells	add suffix #	add to list
2	-D	426
3	-D	639
4	-D	852
5	-D	1065
6	-D	1278

Receptacle Configurations Required for Director's Choice® Hot Food Tables

30 AMP 125V	50 AMP 125V	15 AMP 250V	20 AMP 250V	30 AMP 250V	50 AMP 250V
model #	**model #**	**model #**	**model #**	**model #**	**model #**
DCS2-HFU-A	DCS3-HFU-A	DCS2-HFU-B	DCS3-HFU-B	DCS4-HFU-B	DCS5-HFU-B
furnished with NEMA 5-30 plug	furnished with NEMA 5-50 plug	furnished with NEMA 6-15 plug	DCS2-HFU-C	DCS3-HFU-C	DCS6-HFU-B
			furnished with NEMA 6-20 plug	furnished with NEMA 6-30 plug	DCS4-HFU-C
					DCS5-HFU-C
					DCS6-HFU-C
					furnished with NEMA 6-50 plug

100 Industrial Boulevard, Clayton, DE 19938-8903 U.S.A.
Phone: 800-441-8440 or 302-653-3000. Fax: 302-653-2065
http://www.eaglegrp.com

EAGLE GROUP
Profit from the Eagle Advantage®

CATALOG SECTION 33

Director's Choice® Modular Cafeteria Serving Units

All type 304 stainless steel construction. 16 gauge type 304 stainless steel top is 30˝ (762mm) front-to-back and 2˝ (51mm) tall. 34˝ (864mm) standard working height complies with ADA guidelines for accessibility standards. Welded 1½˝ (38mm) square tubular type 304 stainless steel base construction. Open base on three sides – 7⁄16˝ (183mm)-tall type 304 stainless steel apron on operator's side. 5˝ (127mm) poly tread swivel casters (two with brake). Patent-pending spring-loaded docking device keeps adjoining units together without the use of tools. All units come with standard Holly Berry red front laminate panel (Wilsonart® D307-60) on heavy gauge galvanized subpanel. All units are pre-drilled to accommodate accessories such as tray slides, work shelves, and removable undershelves (see pages 178-179). **Freight class is 100.0**.

Optional laminate end panels available for all units. To order, add suffix "**-LEP**" to model number and $341 to list price. Example: DCS2-CFUR-**LEP** indicates a 2-well cold food unit with laminate end panels.

Optional stainless steel front panels available for all units. To order, add suffix "**-S**" to model number. See chart on page 178 for list price. Example: DCS4-CFUR-**S** indicates a 4-well cold food unit with stainless steel front panel.

Optional stainless steel end panels available for all units. To order, add suffix "**-SEP**" to model number and $399 to list price. Example: DCS6-CFUR-**SEP** indicates a 6-well cold food unit with stainless steel end panels.

Optional Adapter Plates available for all Cold Food Units. Consult factory.

NEW optional stainless steel bottle holders available—see page 178.

Cold Food Units — Refrigerated Mechanical Cold Pan - see spec sheet EG33.01

CUSTOM NSF UL

All units are available only in 120-volt 60Hz, wired to 6´ (1829mm) cord & plug, and include 3⁄4˝ (19mm)-diameter drain and valve. Accepts 12˝ x 20˝ (305 x 508mm) food pans.

...Featuring Refrigerated Mechanical Cold Pan with Recessed Top (NSF-7)

3˝ (76mm) recessed top. 9¾˝ (248mm)-deep.

# of wells	length in.	length mm	weight lbs.	weight kg	cu ft	electrical data	model #	list
2	36˝	914	275	124.7	22	1/4HP, 120V, 6.0A	DCS2-CFURN	8195
3	50˝	1270	325	147.4	30	1/4HP, 120V, 6.0A	DCS3-CFURN	9010
4	64˝	1626	385	174.6	38	1/3HP, 120V, 7.8A	DCS4-CFURN	9879
5	78˝	1981	435	197.3	46	1/2HP, 120V, 10.7A	DCS5-CFURN	11082
6	96˝	2438	520	235.9	57	1/2HP, 120V, 10.7A	DCS6-CFURN	12293

Note: For 5-year compressor warranty, add List Price of $215. Must be ordered when ordering Cold Food Unit(s).

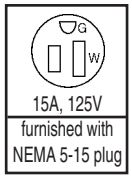

15A, 125V
furnished with NEMA 5-15 plug

receptacle configuration required for all cold food units with refrigerated cold pan

...Featuring Refrigerated Mechanical Cold Pans (Standard Depth)

Comes with 4 5⁄8˝ (117mm)-deep x 19 7⁄8˝ (505mm)-wide refrigerated cold pan.

Note: Not compliant with NSF-7. Check local health codes for applications required.

# of wells	length in.	length mm	weight lbs.	weight kg	cu ft	electrical data	model #	list
2	36˝	914	210	95.3	22	1/5HP, 120V, 3.9A	DCS2-CFUR	7049
3	50˝	1270	260	117.9	30	1/5HP, 120V, 3.9A	DCS3-CFUR	7825
4	64˝	1626	320	145.2	38	1/4HP, 120V, 6.8A	DCS4-CFUR	8893
5	78˝	1981	370	168.8	46	1/3HP, 120V, 9.8A	DCS5-CFUR	9849
6	96˝	2438	460	208.7	57	1/3HP, 120V, 9.8A	DCS6-CFUR	11050

Note: For 5-year compressor warranty, add List Price of $215. Must be ordered when ordering Cold Food Unit(s).

Optional 9¾˝ (248mm) full depth cold pans for above Units only

Note: Not compliant with NSF-7. Check local health codes for applications required.

# of wells	FULL DEPTH COLD PAN add suffix # *	FULL DEPTH COLD PAN add to list	FULL DEPTH COLD PAN WITH SIDE COILS add suffix # *	FULL DEPTH COLD PAN WITH SIDE COILS add to list
2	-F	239	-FS	439
3	-F	386	-FS	517
4	-F	514	-FS	837
5	-F	584	-FS	929
6	-F	625	-FS	1101

* Examples: DCS3-CFUR-**F** is a unit with optional full depth cold pan.
DCS3-CFUR-**FS** is a unit with optional full depth cold pan with side coils.

cold food unit shown with optional double sneeze guard, optional tray slide and optional laminate end panels*

* Note: optional sneeze guards are factory-installed

Cold Food Units — Iced Cold Pan (Standard Depth)

Comes with 4⅝˝ (117mm)-deep x 19⅞˝ (505mm)-wide iced cold pan.

# of wells	length in.	length mm	weight lbs.	weight kg	cu ft	model #	list
2	36˝	914	130	59.0	22	DCS2-CFUI	4635
3	50˝	1270	160	72.6	30	DCS3-CFUI	5227
4	64˝	1626	190	86.2	38	DCS4-CFUI	6057
5	78˝	1981	235	106.6	46	DCS5-CFUI	6850
6	96˝	2438	270	122.5	57	DCS6-CFUI	7851

Optional 9¾˝ (248mm) Full-Depth Cold Pans for above Units with Iced Cold Pan

# of wells	add suffix # *	add to list
2	-F	185
3	-F	203
4	-F	279
5	-F	318
6	-F	361

* Example: DCS3-CFUI-**F** is a unit with optional full depth cold pan.

Refer to page 178 for optional overall heights and optional heights of tray slides available for units on this page.

NEW Cold Food Units with Refrigerated Base — see spec sheet EG33.14

CUSTOM NSF UL

Ready-to-operate refrigeration system.

# of wells	length in.	length mm	electrical data	model #	list
4	64˝	1626	120V, 10A, 1/3HP	DCS4-CFRB	13646
5	78˝	1981	120V, 10A, 1/3HP	DCS5-CFRB	17413

Note: For 5-year compressor warranty, add List Price of $215. Must be ordered when ordering unit(s).

CATALOG SECTION 33

Director's Choice® Modular Cafeteria Serving Units

All type 304 stainless steel construction. 16 gauge type 304 stainless steel top is 30˝ (762mm) front-to-back and 2˝ (51mm) tall. 34˝ (864mm) standard working height complies with ADA guidelines for accessibility standards. Welded 1½˝ (38mm) square tubular type 304 stainless steel base construction. Open base on three sides – 7 3/16˝ (183mm)-tall type 304 stainless steel apron on operator's side. 5˝ (127mm) poly tread swivel casters (two with brake). Patent-pending spring-loaded docking device keeps adjoining units together without the use of tools. All units come with standard Holly Berry red front laminate panel (Wilsonart® D307-60) on heavy gauge galvanized subpanel. All units are pre-drilled to accommodate accessories such as tray slides, work shelves, and removable undershelves (see pages 178-179). **Freight class is 100.0**.

Optional laminate end panels available for all units except Corner Transition Units. To order, add suffix "**-LEP**" to model number and $341 to list price. Example: DCS2-STU**-LEP** indicates a Solid Top Utility Cart with laminate end panels.

Optional stainless steel front panels available for all units. To order, add suffix "**-S**" to model number. See chart on page 178 for list price. Example: DCS3-ICU**-S** indicates an Ice Cream Unit with stainless steel front panel.

Optional stainless steel end panels available for all units. To order, add suffix "**-SEP**" to model number and $399 to list price. Example: DCS3-EMU**-SEP** indicates a Refrigerated Milk Unit with stainless steel end panels.

solid top utility cart shown with optional double-tier sneeze guard, optional tray slide and optional side laminate panels

CUSTOM NSF

Solid Top Utility Carts - see spec sheet EG33.04

Reinforced solid top constructed of 16 gauge type 304 stainless steel, die-formed, fully welded, polished, and reinforced with full length hat channel.

length in.	length mm	weight lbs.	weight kg	cubic feet	model #	list
36˝	914	115	52.2	22	DCS2-STU	2974
50˝	1270	155	70.3	30	DCS3-STU	3361
64˝	1626	180	81.6	38	DCS4-STU	3801
78˝	1981	205	93.0	46	DCS5-STU	4296
96˝	2438	245	111.1	57	DCS6-STU	5054

solid top refrigerated base unit with optional single-tier sneeze guard and laminate end panels
(back panel removed to show compression housing)

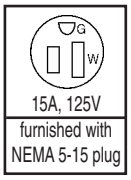

receptacle configuration required for solid top refrigerated base units

CUSTOM NSF UL

Solid Top Refrigerated Base Units NEW - see spec sheet EG33.15

Ready-to-operate refrigeration system included.

description	length in.	length mm	weight lbs.	weight kg	electrical data (single phase)	model #	list
single door	64˝	1626	180	81.6	120V, 6.8A, 1/4HP	DCS4-STURB	15572
double door	78˝	1981	205	93.0	120V, 6.8A, 1/4HP	DCS5-STURB	19907

Note: For 5-year compressor warranty, add List Price of $215. Must be ordered when ordering unit(s).

CUSTOM NSF UL

Carving Station Unit - see spec sheet EG33.12

Fully insulated. Includes adapter plate, meat spike and gravy pan. Features ¾˝ (19mm) drain with valve. Thermostatic controls. 120V operation wired to 6´ (1829mm) cord and plug. Two laminate end panels included.

length in.	length mm	weight lbs.	weight kg	cubic feet	electrical data	model #	list
36˝	914	275	124.7	22	1200W, 120V, 10.4A	DCS2-CSU	8112

carving station unit with optional tray slide

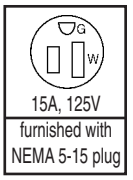

receptacle configuration required for carving station unit

NEW Optional Bullet Lamps for Carving Station Unit

Stainless steel tubular frame. Aluminum bulb shield. On/Off switch. 6´ (1829mm) cord and NEMA 5-15 plug. 8˝ (203mm) adjustable height.

description	bulb clearance in.	bulb clearance mm	electrical data	add add suffix #	to list
bullet lamp only	9⅝˝-17⅝˝	245-448	120V, 4.2A, 500W	-BL	1213
with sneeze guard	9⅝˝-17⅝˝	245-448	120V, 4.2A, 500W	-BLS	3333

milk unit shown with optional tray slide and optional laminate end panels

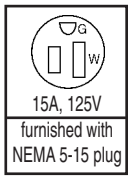

receptacle configuration required for milk unit

CUSTOM NSF UL

Refrigerated Milk Unit - see spec sheet EG33.05

Built-in milk dispenser is self-leveling for easy reach. Unit features divider trays for 260 half-pint mini-peak cartons. Stainless steel inner liner, foamed-in-place polyurethane insulation, and 1˝ (25mm) I.P.S. drain. Dispenser opening is 16 ¾˝ x 22 ¾˝ (426 x 578mm). Removable hinged folding lids feature stainless steel outer shell and high-impact plastic inner liner. 120V operation wired to a 6´ (1829mm) cord & plug.

Optional locking lid device available. To order, add $392 to list price and add suffix **-L** to model number. Example: DCS3-EMU**-L**

length in.	length mm	weight lbs.	weight kg	cubic feet	electrical data	model #	list
50˝	1270	570	258.6	30	1/4HP, 120V, 6.8A	DCS3-EMU	14203

Note: For 5-year compressor warranty, add List Price of $227. Must be ordered when ordering Refrigerated Milk Unit.

Refer to page 178 for optional overall heights and optional heights of tray slides available for units on this page.

100 Industrial Boulevard, Clayton, DE 19938-8903 U.S.A.
Phone: 800-441-8440 or 302-653-3000. Fax: 302-653-2065
http://www.eaglegrp.com

EAGLE GROUP
Profit from the Eagle Advantage®

Director's Choice® Modular Cafeteria Serving Units

All type 304 stainless steel construction. 16 gauge type 304 stainless steel top is 30˝ (762mm) front-to-back and 2˝ (51mm) tall. 34˝ (864mm) standard working height complies with ADA guidelines for accessibility standards. Welded 1½˝ (38mm) square tubular type 304 stainless steel base construction. Open base on three sides – 7 3/16˝ (183mm)-tall type 304 stainless steel apron on operator's side. 5˝ (127mm) poly tread swivel casters (two with brake). Patent-pending spring-loaded docking device keeps adjoining units together without the use of tools. All units come with standard Holly Berry red front laminate panel (Wilsonart® D307-60) on heavy gauge galvanized subpanel. All units are pre-drilled to accommodate accessories such as tray slides, work shelves, and removable undershelves (see pages 178-179). **Freight class is 100.0**.

Optional laminate end panels available for all units except Corner Transition Units. To order, add suffix "**-LEP**" to model number and $341 to list price. Example: DCS2-STU**-LEP** indicates a Solid Top Utility Cart with laminate end panels.

Optional stainless steel front panels available for all units. To order, add suffix "**-S**" to model number. See chart on page 178 for list price. Example: DCS3-ICU**-S** indicates an Ice Cream Unit with stainless steel front panel.

Optional stainless steel end panels available for all units. To order, add suffix "**-SEP**" to model number and $399 to list price. Example: DCS3-EMU**-SEP** indicates a Refrigerated Milk Unit with stainless steel end panels.

Heated Surface Units - see spec sheet EG33.13 CUSTOM NSF UL NEW

Heated surface features recessed aluminum top with blanket-type foil for uniform heat. Control thermostat with a range of 80° to 200°F (27° to 93°C) and On/Off switch.

length in.	length mm	heated surface area width x length in.	heated surface area width x length mm	electrical data	model #	list
50˝	1270	19½˝ x 42˝	495 x 1067	120V, 7.4A, 885W	DCS3-HS	6742
64˝	1626	19½˝ x 54˝	495 x 1372	120V, 9.3A, 1110W	DCS4-HS	7435
78˝	1981	19½˝ x 66˝	495 x 1676	120V, 11.1A, 1330W	DCS5-HS	7835
96˝	2438	19½˝ x 72˝	495 x 1829	120V, 12.0A, 1440W	DCS6-HS	8739

* Electrical data shown for single phase.

heated surface unit shown with optional tray slide and optional laminate end panels

for 36˝-64˝ units	for 78˝ units
15A, 120V	20A, 120V
furnished with NEMA 5-15 plug	furnished with NEMA 5-20 plug

receptacle configurations required for heated surface units

Hot Food Service Counters - see spec sheet EG33.20 CUSTOM NSF UL NEW

Available in two configurations: "U" shaped – ideal for tray makeup conveyor or school-serving line, and "L" shaped – ideal for tray makeup line. Type 304 stainless steel top is welded and polished. Welded 1½˝ (38mm) type 304 stainless steel square tubular base construction. Fully-insulated heat wells are sealed, accept 12˝ x 20˝ (305 x 508mm) food pans, and feature individual thermostat controls. Single phase, wired to a 6´ (1829mm) cord and plug. Standard 5˝ (127mm) casters with poly tread.
Contact factory for pricing.

"U" shaped hot food service counter

Models with "U" shaped Configuration

# of wells	electrical data	model #
3	208/240V, 17.3/20.0A, 3600/4800W	DCS3-TMU
4	208/240V, 23.1/26.7A, 4800/6400W	DCS4-TMU
5	208/240V, 28.8/33.3A, 6000/7000W	DCS5-TMU
6	208/240V, 34.6/40.0A, 7200/9600W	DCS6-TMU

"L" shaped hot food service counter

Models with "L" shaped Configuration

# of wells	electrical data	model #
4	208/240V, 23.1/26.7A, 4800/6400W	DCS4-TMLL
4	208/240V, 23.1/26.7A, 4800/6400W	DCS4-TMLR

CATALOG SECTION 33

Director's Choice® Modular Cafeteria Serving Units

All type 304 stainless steel construction. 16 gauge type 304 stainless steel top is 30˝ (762mm) front-to-back and 2˝ (51mm) tall. 34˝ (864mm) standard working height complies with ADA guidelines for accessibility standards. Welded 1½˝ (38mm) square tubular type 304 stainless steel base construction. Open base on three sides – 7 3/16˝ (183mm)-tall type 304 stainless steel apron on operator's side. 5˝ (127mm) poly tread swivel casters (two with brake). Patent-pending spring-loaded docking device keeps adjoining units together without the use of tools. All units come with standard Holly Berry red front laminate panel (Wilsonart® D307-60) on heavy gauge galvanized subpanel. All units are pre-drilled to accommodate accessories such as tray slides, work shelves, and removable undershelves (see pages 178-179). **Freight class is 100.0**.

Optional laminate end panels available for all units. To order, add suffix "**-LEP**" to model number and $341 to list price.
Example: DCS2-STU-**LEP** indicates a Solid Top Utility Cart with laminate end panels.

Optional stainless steel front panels available for all units. To order, add suffix "**-S**" to model number. See chart on page 178 for list price.
Example: DCS-CUI-**S** indicates a Cashier Unit with stainless steel front panel.

Optional stainless steel end panels available for all units. To order, add suffix "**-SEP**" to model number and $399 to list price.
Example: DCS3-BSU-**SEP** indicates a Beverage Unit with stainless steel end panels.

ice cream unit with optional tray slide and end panels

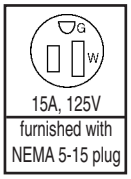

receptacle configuration required for ice cream unit

Ice Cream Units - see spec sheet EG33.11

CUSTOM NSF UL

Features stainless steel insulated, hinged, lift-off lid with plastic coated pulls. 2½˝ (64mm)-thick insulation on all sides, enclosed with galvanized steel outer liner. Heavy gauge type 304 stainless steel inner liner is one-piece construction, all welded, ground and polished. The liner features coved corners and copper tubing soldered to exterior sides and bottom. Wired to 6´ (1829mm) cord & plug.

Optional locking lid device available. To order, add $413 to list price and add suffix **-L** to model number.
Example: DCS2-ICU-**L**

length in.	length mm	ice cream capacity lbs.	ice cream capacity kg	cu ft cap.	weight lbs.	weight kg	cu ft	electrical data	model #	list
36˝	914	100	45.4	2.6	250	113.4	22	1/4HP, 120V, 6.8A	DCS2-ICU	8912
50˝	1270	150	68.0	4.2	285	129.3	30	1/4HP, 120V, 6.8A	DCS3-ICU	10359

Note: For 5-year compressor warranty, add List Price of $239. Must be ordered when ordering Ice Cream Unit(s).

Cashier Units - see spec sheet EG33.03

CUSTOM NSF

Three configurations available: inline, left and right. Foot rest welded to frame for strength. All units feature standard flush-fitting drawer with keyed tumbler lock – 18˝ x 20 7/16˝ x 3˝ (457 x 519 x 76mm) inner dimensions. Drawer features double-pan front and recessed pull.

Electrical options: convenience outlet 120V, low-voltage raceway. Consult factory for pricing.

length in.	length mm	weight lbs.	weight kg	cu ft	INLINE model #	INLINE list	LEFT END* model #	LEFT END* list	RIGHT END** model #	RIGHT END** list
24˝	610	235	106.6	14	DCS-CUI-24	4099	DCS-CUEL-24	4099	DCS-CUER-24	4099
36˝	914	285	129.3	22	DCS-CUI-36	6395	DCS-CUEL-36	6395	DCS-CUER-36	6395

* Drawer is located on left end as viewed from Ser ver Side of Director's Choice®.
** Drawer is located on right end as viewed from Ser ver Side of Director's Choice®.

cashier unit – server side – shown with optional laminate end panels and removable undershelf

Optional Tray Slides for 24˝ (610mm) Cashier "End" Units

Features stainless steel drop brackets. See page 178 for tray slides to fit 36˝ (914mm) units.

description	length in.	length mm	SQUARE ROUND TUBULAR model #	SQUARE ROUND TUBULAR list	TUBULAR model #	TUBULAR list	SOLID RIBBED model #	SOLID RIBBED list
11½˝ (292mm)-wide	24˝	610	DC24-TS-TS	683	DC24-TS-TSR	683	DC24-TS-SRS	683

Optional Work Shelves for 24˝ (610mm) Cashier "End" Units

Features stainless steel drop brackets. See page 179 for work shelves to fit 36˝ (914mm) units.

description	length in.	length mm	1¼˝-THICK HARDWOOD model #	1¼˝-THICK HARDWOOD list	18/304 STAINLESS model #	18/304 STAINLESS list	POLY model #	POLY list
8˝ (203mm)-wide	24˝	610	DC24-WS-MT	685	DC24-WS-ST	660	DC24-WS-PT	629

Optional Removable Undershelves for Cashier Units

description	Solid Undershelves model #	Solid Undershelves list	Louvered Undershelves model #	Louvered Undershelves list
For inline units	DC24I-RSU	540	DC24I-RSUL	729
For 24˝ (610mm) long units	DC24E-RSU	540	DC24E-RSUL	729
For 36˝ (914mm) long units	DC36E-RSU	648	DC36E-RSUL	874

NEW IN 2008

Optional Cash Trays and Covers for Cashier Units

Fits inside drawer. Lightweight, but constructed of durable ABS thermoplastic.

description	model #	list	Tray Cover model #	Tray Cover list
4-bill tray	366458	69	n/a	
5-bill tray	366456	90	366457	41

Refer to page 178 for optional overall heights and optional heights of tray slides available for units on this page.

100 Industrial Boulevard, Clayton, DE 19938-8903 U.S.A.
Phone: 800-441-8440 or 302-653-3000. Fax: 302-653-2065
http://www.eaglegrp.com

EAGLE GROUP
Profit from the Eagle Advantage®

Director's Choice® Modular Cafeteria Serving Units

All type 304 stainless steel construction. 16 gauge type 304 stainless steel top is 30˝ (762mm) front-to-back and 2˝ (51mm) tall. 34˝ (864mm) standard working height complies with ADA guidelines for accessibility standards. W elded 1½˝ (38mm) square tubular type 304 stainless steel base construction. Open base on three sides – 7 3/16˝ (183mm)-tall type 304 stainless steel apron on operator' s side. 5˝ (127mm) poly tread swivel casters (two with brake). Patent-pending spring-loaded docking device keeps adjoining units together without the use of tools. All units come with standard Holly Berr y red front laminate panel (Wilsonart ® D307-60) on heavy gauge galvanized subpanel. All units are pre-drilled to accommodate accessories such as tray slides, work shelves, and removable undershelves (see pages 178-179). **Freight class is 100.0**.

Optional laminate end panels available for all units except Corner T ransition Units. To order, add suffix "**-LEP**" to model number and $341 to list price. Example: DCS2-FTU**-LEP** indicates a Frost Top Unit with laminate end panels.

Optional stainless steel front panels available for all units. T o order, add suffix "**-S**" to model number. See chart on page 178 for list price. Example: DCS2-FTU**-S** indicates an Frost Top Unit with stainless steel front panel.

Optional stainless steel end panels available for all units except Corner T ransition Units. To order, add suffix "**-SEP**" to model number and $399 to list price. Example: DCS3-FTU**-SEP** indicates a Frost Top Unit with stainless steel end panel.

Beverage Units - see spec sheet EG33.06

CUSTOM NSF

Used in conjunction with countertop water coolers, beverage dispensers, etc. Single- and double-urn trough models available. Urn troughs are 2˝-deep x 4 ½˝-wide (51 x 114mm). Hat channel reinforced top. Trough is sloped to a 1˝ (25mm)-diameter drain to operator's left. Removable trough cover features louvered "anti-splash" design, and is sectional to fit in dishwasher for sanitation.

length		weight cu			drip trough length		SINGLE-URN TROUGH		DOUBLE-URN TROUGH	
in.	mm	lbs.	kg	ft	in.	mm	model #	list	model #	list
36˝	914	150	68.0	22	28½˝	724	DCS2-BSU	3888	DCS2-BDU	4659
50˝	1270	180	81.6	30	42¾˝	1086	DCS3-BSU	4422	DCS3-BDU	5350
64˝	1626	220	99.8	38	57⅛˝	1451	DCS4-BSU	4947	DCS4-BDU	6060
78˝	1981	270	122.5	46	71½˝	1816	DCS5-BSU	5514	DCS5-BDU	6703

single-urn trough beverage unit shown with optional tray shelf and laminate end panels

Frost Top Units - see spec sheet EG33.08

CUSTOM NSF UL

Used primarily for presentation of pre-plated cold foods. 14 gauge stainless steel raised frost top stands 1˝ (25mm) above unit and features ½˝ (13mm) full perimeter gutter for melted condensate. Gasket seal to top. Fully insulated. 120V operation wired to 6´ (1829mm) cord & plug.

length		weight		cubic			
in.	mm	lbs.	kg	feet	electrical data	model #	list
36˝	914	220	99.8	22	1/5HP, 120V, 3.9A	DCS2-FTU	7580
50˝	1270	275	124.7	30	1/4HP, 120V, 6.8A	DCS3-FTU	8479
64˝	1626	325	147.4	38	1/3HP, 120V, 9.8A	DCS4-FTU	9391
78˝	1981	365	165.6	46	1/3HP, 120V, 9.8A	DCS5-FTU	10257
96˝	2438	470	213.2	57	1/2HP, 120V, 10.7A	DCS6-FTU	11982

Note: For 5-year compressor warranty, add List Price of $227. Must be ordered when ordering Frost T op Unit(s).

frost top unit shown with optional tray slide

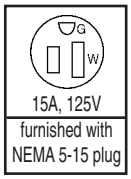

receptacle configuration required for frost top unit

Corner Transition Units - see spec sheet EG33.10

CUSTOM NSF

Front panels on Customer side of unit. Consult factor y for design specifics relating to floor plan intentions. Standard Tray Slide options may not apply. Note: #DCE end-only tray slides (page 178), work shelves (page 179), and front panels will NOT work with these units.

	weight		cubic		
description	lbs.	kg	feet	model #	list
outside corner	165	74.8	22	DCSC-CTU-OC	2498
outside miter	165	74.8	22	DCSC-CTU-OM	2628
inside corner	165	74.8	22	DCSC-CTU-IC	2498
inside miter	165	74.8	22	DCSC-CTU-IM	2628

corner transition unit – outside miter shown with optional tray slide and work shelf

Optional Tray Slides for Corner Transition Units

With fixed brackets.

SQUARE TUBULAR		ROUND TUBULAR		SOLID RIBBED	
model #	list	model #	list	model #	list
DCOC-TS-TS	1165	DCOC-TS-TR	1165	DCOC-TS-SRS	1745

Optional Work Shelves for Corner Transition Units

With fixed brackets. 8˝ x 8˝ (203mm) filler.

1¼˝-THICK MAPLE		18/304 STAINLESS	
model #	list	model #	list
DCOC-WS-MT	239	DCOC-WS-ST	210

corner transition unit – outside corner shown with optional tray slide and work shelf

CATALOG SECTION 33

Director's Choice® Modular Cafeteria Serving Units

All type 304 stainless steel construction. 16 gauge type 304 stainless steel top is 30″ (762mm) front-to-back and 2″ (51mm) tall. 34″ (864mm) standard working height complies with ADA guidelines for accessibility standards. Welded 1½″ (38mm) square tubular type 304 stainless steel base construction. Open base on three sides – 7 3/16″ (183mm)-tall type 304 stainless steel apron on operator's side. 5″ (127mm) poly tread swivel casters (two with brake). Patent-pending spring-loaded docking device keeps adjoining units together without the use of tools. All units come with standard Holly Berry red front laminate panel (Wilsonart® D307-60) on heavy gauge galvanized subpanel. All units are pre-drilled to accommodate accessories such as tray slides, work shelves, and removable undershelves (see pages 178-179). **Freight class is 100.0**.

Optional laminate end panels available for all units except Tray & Silverware Units. To order, add suffix "**-LEP**" to model number and $341 to list price. Example: DCS2-TSU**-LEP** indicates a Tray & Silverware Unit with laminate end panels.

Optional stainless steel front panels available for all units. To order, add suffix "**-S**" to model number. See chart on page 178 for list price. Example: DCS2-TSU**-S** indicates a Tray & Silverware Unit with stainless steel front panel.

Optional stainless steel end panels available for all units except Corner Transition Units. To order, add suffix "**-SEP**" to model number and $399 to list price. Example: DCS3-TSU**-SEP** indicates a Tray & Silver Unit with stainless steel end panel.

tray/silverware/napkin dispenser

tray and silverware unit

rack/tray dispenser shown with optional tray slide

tray platform unit

NEW Tray/Silverware/Napkin Dispensers -

CUSTOM NSF

see spec sheet EG33.16

Elevating dispenser accommodates up to 100 10 7/8″ x 15″ (276 x 381mm) trays.

length in.	length mm	description	model #	list
30″	762	with dispensers	DCS3030-TSND	9597
30″	762	cutouts only (dispensers not included)	DCS3030-CO	6630

CUSTOM NSF

Tray & Silverware Unit - see spec sheet EG33.09

Includes elevating dispenser and eight nylon silver cylinders. Locks to other units in serving line.

length in.	length mm	weight lbs.	weight kg	cu ft	tray capacity (10 7/8″ x 15″ trays)	model #	list
36″	914	270	122.5	22	100	DCS2-TSU	6462

CUSTOM NSF

Tray Platform Unit

All-welded stainless steel construction. Open tubular design. Removable solid bottom panel. Includes 10 nylon silverware cylinders. Holds up to 200 trays. Note: This is a freestanding unit not designed to lock together with other units. Optional laminates, front/end panels, tray slides, workboards, and serving shelves do not apply.

width x length in.	width x length mm	weight lbs.	weight kg	cubic feet	model #	list
24″ x 36″	610 x 914	250	113.4	22	DCS2-TPU	3098

NEW Rack/Tray Dispenser Units - see spec sheet EG33.19

CUSTOM NSF

Enclosed on all four sides. Lightweight stainless steel dispenser is easily removable for cleaning and uses a self-leveling carrier mechanism to dispense cups, glasses or trays in a serving line or beverage service point. Carrier is suspended by nylon-coated braided metal cables fed off power drums on two sides. Cable-stop limits carrier travel to 24″ (620mm). 200 lb. (90.7 kg) weight capacity.

description	weight lbs.	weight kg	model #	list
cup or glass rack dispenser, for one stack of 20″ x 20″ racks	230	104.3	DCS2020RD	4616
cup and saucer dispenser, for one stack of 20″ x 20″ racks and two stacks of saucers	280	127.0	DCS2020RDS *	5245
tray dispenser, for one stack of 16″ x 20″ max. size trays	180	81.6	DCS1620TD	4502
tray and silverware dispenser, for one stack of 16″ x 20″ max. size trays and eight silverware cylinders	210	95.3	DCS1620TDS	5942

* This model uses #359106 drop-in dish dispensers. See page 177 for more information on drop-in dish dispensers.

drop-in rack/tray dispenser

Drop-In Dispensers for Rack/Tray Dispenser Units

Factory-installed.

rack or tray size in.	rack or tray size mm	flange (W x L) in.	flange (W x L) mm	cutout (W x L) in.	cutout (W x L) mm	model #	list
10″ x 20″	254 x 508	25″ x 13¼″	635 x 337	24″ x 12¼″	610 x 311	359134	2005
14″ x 18″	356 x 457	23″ x 7¼″	584 x 184	22″ x 16¼″	559 x 413	359135	2005
12″ x 16″	305 x 406	21″ x 15″	533 x 381	20″ x 14″	508 x 356	359136	2005
16″ x 20″	406 x 508	25″ x 19¼″	635 x 489	24″ x 18¼″	610 x 464	359137	2005
20″ x 20″	508 x 508	25″ x 23¼″	635 x 591	24″ x 22¼″	610 x 565	359139	2005

100 Industrial Boulevard, Clayton, DE 19938-8903 U.S.A.
Phone: 800-441-8440 or 302-653-3000. Fax: 302-653-2065
http://www.eaglegrp.com

EAGLE GROUP
Profit from the Eagle Advantage®

Drop-In Adjustable Dispensers - see spec sheet EG33.18 NEW

Field-adjustable weight and diameter . Stainless steel and aluminum construction. Heated and unheated units available. Spring rate adjustable without the use of tools. Stylized nonmarking guideposts reduce chance of chipping. Assured levelness via stabilizing mechanism. On heated units, temperature range is 80°–100°F minimum, 110°–160°F maximum. Heated units come with 5´ (1524mm)-long metal conduit that connects to 120V junction box. Optional dome covers available for heated units.

drop-in adjustable plate dispenser

Drop-In Adjustable Plate Dispensers

Adjusts to accommodate plates in various diameters.

plate diameter		cutout diameter		UNSHIELDED/UNHEATED weight				SHIELDED/UNHEATED weight				SHIELDED/HEATED electrical data	weight			
in.	mm	in.	mm	lbs.	kg	model #	list	lbs.	kg	model #	list		lbs.	kg	model #	list
3½″–9⅛″	89–232	11 9/16″	294	20	9.0	359100	1027	26	11.8	359102	1349	120V, 3.5A	28	12.7	359104	2192
9¼″–11⅞″	235–302	14 5/16″	364	22	10.0	359101	1345	29	13.2	359103	1613	120V, 4.2A	37	16.8	359105	2564

Drop-In Dish Dispensers

plate diameter		cutout diameter		UNSHIELDED/UNHEATED weight				SHIELDED/UNHEATED weight				SHIELDED/HEATED electrical data	weight			
in.	mm	in.	mm	lbs.	kg	model #	list	lbs.	kg	model #	list		lbs.	kg	model #	list
up to 5″	127	7 7/16″	189	10	4.5	359106	748	15	6.8	359115	907	120V, 1.8A	18	8.2	359124	1673
5⅛″–5¾″	130–146	8 3/16″	208	11	5.0	359107	797	16	7.3	359116	956	120V, 2.0A	20	9.0	359125	1766
5⅞″–6½″	149–165	8 15/16″	227	12	5.4	359108	832	17	7.7	359117	972	120V, 2.3A	26	11.8	359126	1797
6⅝″–7¼″	168–184	9 11/16″	246	13	5.8	359109	852	18	8.2	359118	1023	120V, 2.5A	26	11.8	359127	1916
7⅜″–8⅛″	187–206	10 9/16″	268	15	6.8	359110	966	24	10.9	359119	1134	120V, 2.7A	27	12.2	359128	2055
8¼″–9⅛″	210–232	11 9/16″	294	17	7.7	359111	987	25	11.3	359120	1146	120V, 3.2A	28	12.7	359129	2135
9¼″–10⅛″	235–257	12 9/16″	319	20	9.0	359112	1023	25	11.3	359121	1162	120V, 3.5A	30	13.6	359130	2241
10¼″–11⅞″	260–302	14 5/16″	364	21	9.5	359113	1198	30	13.6	359122	1402	120V, 4.2A	34	15.4	359131	2479
11⅞″–13″	302–330	15 7/16″	392	22	10.0	359114	1317	32	14.5	359123	1540	120V, 4.6A	36	16.3	359132	2738

drop-in dish dispenser

Dish/Cup Dispenser Units - see spec sheet EG33.17 NEW CUSTOM

Dispensers included. Heated and non-heated units available. Patent-pending spring-loaded docking device keeps adjoining units together without the use of tools. Fully mobile - standard 5″ (127mm) casters, two with brake (brake casters on server side). Standard holly berry red (Wilsonart® D307-60) laminate mounted on 18 gauge galvanized sub-panel on all four sides.

Heated Units

Temperature range is 80°–100°F minimum, 110°–160°F maximum. Heated units feature shielded dispensers and come with 5´ (1524mm)-long metal conduit that connects to 120V junction box. Optional dome covers available for heated units.

description	dish/cup MAXIMUM diameter	weight lbs.	kg	applicable drop-in dispenser model #	model #	list
two-tube dispenser, heater: 760W, 120V or 208V	9⅛″ (232mm) plates	220	99.8	359129	DCS-PUD-2TH	6674
three-tube dispenser, heater: 900W, 120V or 208V	7¼″ (184mm) plates	270	122.5	359127	DCS-PUD-3TH	7995
four-tube dispenser, heater: 1200W, 120V or 208V	7¼″ (184mm) plates	320	145.2	359127	DCS-PUD-4TH	9726
four-tube dispenser, heater: 1520W, 120V or 208V	9⅛″ (232mm) plates	350	158.8	359129	DCS-PUD-5TH	11795
cup/saucer dispenser, tubular type, heater: 500W, 120V or 208V	11⅞″ (302mm) trays	240	108.9	359131	DCS-PUDT-CSH	6561

model #DCS-PUD-4T –with optional tray slide

Non-Heated Units

Includes unshielded dispensers.

description	dish/cup MAXIMUM diameter	weight lbs.	kg	applicable drop-in dispenser model #	model #	list
two-tube dispenser	9⅛″ (232mm) plates	150	68.0	359111	DCS-PUD-2T	4591
three-tube dispenser	7¼″ (184mm) plates	165	74.8	359109	DCS-PUD-3T	5116
four-tube dispenser	7¼″ (184mm) plates	180	81.6	359109	DCS-PUD-4T	5891
four-tube dispenser	9⅛″ (232mm) plates	210	95.3	359111	DCS-PUD-5T	7628
cup/saucer dispenser, tubular type	11⅞″ (302mm) trays	160	72.6	359113	DCS-PUDT-CS	4554

CATALOG SECTION 33

Options for Director's Choice® Modular Cafeteria Serving Units - see spec sheet EG33.07



stainless steel front panels

Varied Working Heights of Director's Choice® Units

Available for Director's Choice® units on pages 170-177 except for Refrigerated Milk Unit. No charge. ***Consult factory for limitations***.

description	working height of unit	tray slide height* of unit	add prefix** in front of DCS #
"Elementary School"	28″ (711mm)	25″ (635mm)	E***
"Middle School"	30″ (762mm)	27″ (686mm)	M
"High School"	34″ (864mm) ****	31″ (787mm)	

* To order units with varied tray slide heights, consult factory.
** Example: **M**DCS3-HFU-A
*** Elementary School height currently not available for "-CFURN" Cold Food Units (page 171).
**** Standard overall height of all units.



#SBH-1/6 stainless steel bottle holder (bottles not included)

Stainless Steel Front Panels

Heavy gauge type 304 stainless steel. A vailable in place of standard laminate front panels. See pages 170-177 for optional laminate end panels and stainless steel end panels available.

description	add suffix #	add to list
For 24″ (610mm) long units	-S	97
For 36″ (914mm) long units	-S	143
For 50″ (1270mm) long units	-S	163
For 64″ (1626mm) long units	-S	183
For 78″ (1981mm) long units	-S	215
For 96″ (2438mm) long units	-S	241



undershelf



rear lift-off panels (louvered shown)

NEW Stainless Steel Bottle Holders – *PATENTED!*

U.S. Patent #7,003,969. For plastic condiment bottles. Fits Cold Food Units (page 171), Hot Food Units (page 170), and Hot Food Ser vice Counters (page 173). Type 300 series stainless steel construction. 2 7/16″ (63mm)-diameter holes punched for bottle dispensers. Fits on traditional one third- or sixth-size food pan applications.

description	model #	list
7″ x 6½″ x 5½″ (178 x 165 x 140mm), holds four bottles	SBH-1/6	80
7″ x 12¾″ x 5½″ (178 x 324 x 140mm), holds eight bottles	SBH-1/3	90

Removable Undershelves

Type 304 stainless steel. Lifts out without tools. A vailable for all units except Refrigerated Milk Units and Ice Cream Units. ***Consult factory for limitations***.

	Solid Undershelves		Louvered Undershelves	
description	model #	list	model #	list
For 36″ (914mm) long units	DC2-RSU	615	DC2-RSUL	829
For 50″ (1270mm) long units	DC3-RSU	688	DC3-RSUL	901
For 64″ (1626mm) long units	DC4-RSU	823	DC4-RSUL	1036
For 78″ (1981mm) long units	DC5-RSU	988	DC5-RSUL	1203
For 96″ (2438mm) long units	DC6-RSU	1170	DC6-RSUL	1384

Rear Doors and Panels

Stainless steel. Call factory for available models.

	Rear Doors*		Rear Panels	
	HINGED	SLIDING	FIXED	LIFT-OFF
	list	list	list	list
For 36″ (914mm) long units	1221	1060	489	661
For 50″ (1270mm) long units	1413	1230	562	758
For 64″ (1626mm) long units	1755	1526	664	893
For 78″ (1981mm) long units	1852	1611	734	990
For 96″ (2438mm) long units	2071	1802	1116	1504

* Optional locks available for Rear Doors. $201 list.

Tray Slides

11½″ (292mm)-wide. Heavy gauge type 304 stainless steel. Stainless steel drop brackets included. A vailable in 1″ (25mm) square tubular 3-bar style, 1 ¼″ (32mm)-diameter round tubular 3-bar style, or solid with two raised "ribs".



tray slide

	length		weight		cu	SQUARE TUBULAR		ROUND TUBULAR		SOLID RIBBED	
description	in.	mm	lbs.	kg	ft	model #	list	model #	list	model #	list
For end only *	30″	762	26	11.8	1.0	DCE-TS-TS	683	DCE-TS-TSR	683	DCE-TS-SRS	1034
For 36″ (914mm) long units	36″	914	30	13.6	1.0	DC2-TS-TS	823	DC2-TS-TSR	823	DC2-TS-SRS	1239
For 50″ (1270mm) long units	50″	1270	36	16.3	1.4	DC3-TS-TS	885	DC3-TS-TSR	885	DC3-TS-SRS	1330
For 64″ (1626mm) long units	64″	1626	40	18.1	1.8	DC4-TS-TS	951	DC4-TS-TSR	951	DC4-TS-SRS	1432
For 78″ (1981mm) long units	78″	1981	52	23.6	2.2	DC5-TS-TS	1046	DC5-TS-TSR	1046	DC5-TS-SRS	1575
For 96″ (2438mm) long units	96″	2438	75	34.0	2.7	DC6-TS-TS	1285	DC6-TS-TSR	1285	DC6-TS-SRS	1917

* Must be factory-installed.

100 Industrial Boulevard, Clayton, DE 19938-8903 U.S.A.
Phone: 800-441-8440 or 302-653-3000. Fax: 302-653-2065
http://www.eaglegrp.com

EAGLE GROUP
Profit from the Eagle Advantage®

Options for Director's Choice® Modular Cafeteria Serving Units - see spec sheet EG33.07

Work Shelves

8˝ (203mm) wide. Includes stainless steel drop brackets.

work shelf

description	length in.	length mm	weight lbs.	weight kg	cu ft	1¼˝-THICK HARDWOOD model #	list	18/304 STAINLESS model #	list	½˝-THICK POLY model #	list	½˝-THICK RICHLITE® model #	list
For end only *	30˝	762	26	11.8	1.0	DCE-WS-MT	651	DCE-WS-ST	660	DCE-WS-PT	629	DCE-WS-RL	733
For 36˝ (914mm) long units	36˝	914	30	13.6	1.0	DC2-WS-MT	778	DC2-WS-ST	789	DC2-WS-PT	755	DC2-WS-RL	878
For 50˝ (1270mm) long units	50˝	1270	36	16.3	1.4	DC3-WS-MT	838	DC3-WS-ST	912	DC3-WS-PT	868	DC3-WS-RL	1011
For 64˝ (1626mm) long units	64˝	1626	40	18.1	1.8	DC4-WS-MT	900	DC4-WS-ST	1027	DC4-WS-PT	982	DC4-WS-RL	1140
For 78˝ (1981mm) long units	78˝	1981	52	23.6	2.2	DC5-WS-MT	990	DC5-WS-ST	1138	DC5-WS-PT	1090	DC5-WS-RL	1270
For 96˝ (2438mm) long units	96˝	2438	75	34.0	2.7	DC6-WS-MT	1215	DC6-WS-ST	1397	DC6-WS-PT	1337	DC6-WS-RL	1557

* Must be factory-installed.

Sneeze Guards

single tier sneeze guard


double tier sneeze guard

Features stainless steel shelf with 15⁄64˝ (6mm)-thick fixed sneeze guards made of Tuffak® CM-2 abrasion-resistant material polycarbonate. ***Sneeze guards must be ordered at the same time as base unit. Factory-installation of sneeze guards and sneeze guard options is required.***

NEW Fully Enclosed Sneeze Guards available. For 'pass-over' operation. Facilitates complete food protection. T o order, replace "SO" in model number with " **SOF**" (example: DC2-**SOF**-ST), and add 25% to list price.

Tempered glass panels available—add 20% to list price. Allow four -week lead time.

Single Tier

14˝-tall x 15⁷⁄₁₆˝-wide (356 x 386mm). Lengths noted in chart are nominal.

description	length in.	length mm	weight lbs.	weight kg	cu ft	model #	list	Options for Single Sneeze Guards: * REDHOTS® DISPLAY LIGHTS *** (add suffix "-L") list	REDHOTS® ** 120V HEAT LAMPS (add suffix "-F") electrical data	list	END GUARDS *** (add suffix "-EG") list
For 36˝ (914mm) long units	36˝	914	50	22.7	6.7	DC2-SO-ST	1374	640	120V, 3.8A, 450W	1014	620
For 50˝ (1270mm) long units	50˝	1270	88	39.9	9.3	DC3-SO-ST	1584	740	120V, 5.6A, 675W	1057	620
For 64˝ (1626mm) long units	64˝	1626	125	56.7	11.9	DC4-SO-ST	2326	857	120V, 8.8A, 1050W	1091	620
For 78˝ (1981mm) long units	78˝	1981	155	70.3	14.4	DC5-SO-ST	2675	973	120V, 10.6A, 1275W	1256	620
For 96˝ (2438mm) long units	96˝	2438	240	108.9	17.8	DC6-SO-ST	3196	1089	120V, 12.5A, 1500W	1344	620

Double Tier

24˝-tall x 24½˝-wide (610 x 622mm). Lengths noted in chart are nominal.

description	length in.	length mm	weight lbs.	weight kg	cu ft	model #	list	Options for Double Sneeze Guards: * REDHOTS® DISPLAY LIGHTS *** (add suffix "-L") list	REDHOTS® ** 120V HEAT LAMPS (add suffix "-F") electrical data	list	END GUARDS *** (add suffix "-EG") list
For 36˝ (914mm) long units	36˝	914	80	36.3	16.3	DC2-SO-DT	3157	1279	120V, 3.8A, 450W	1014	1240
For 50˝ (1270mm) long units	50˝	1270	118	53.5	22.6	DC3-SO-DT	3342	1481	120V, 5.6A, 675W	1057	1240
For 64˝ (1626mm) long units	64˝	1626	155	70.3	28.9	DC4-SO-DT	4286	1714	120V, 8.8A, 1050W	1091	1240
For 78˝ (1981mm) long units	78˝	1981	185	83.9	35.2	DC5-SO-DT	5193	1945	120V, 10.6A, 1275W	1256	1240
For 96˝ (2438mm) long units	96˝	2438	270	122.5	43.3	DC6-SO-DT	5980	2250	120V, 12.5A, 1500W	1344	1240

* Display lights are 120V and come with 6´ (1829mm) cord and NEMA 5-15P plug to exit through base at operator' s right. Cannot be used on hot food units or with optional heat lamps. One light fixture per tier.

** Heat lamps attach to underside of sneeze guard (or to underside of bottom sneeze guard for double-tier). 120V . Includes 6´ (1829mm) cord and NEMA 5-15P plug (NEMA 5-20P on 1500W unit). Heat lamps cannot be used with optional fluorescent lights. 450 to 1500W output depending on length. See page 185 for ***NEW*** RedHots® Heat Lamps.

*** Example of suffixes: DC3-SO-ST-**L-EG**

Serving Shelves and Buffet Shelves NEW

serving shelf


buffet shelf

Features clear polycarbonate sneeze guards.

description	weight lbs.	weight kg	Serving Shelves 15½˝ height. For cafeteria line. model #	list	Buffet Shelves 16˝ height. model #	list	Tilt/Adjustable Sneeze Guards 15½˝ height. model #	list
For 36˝ (914mm) long units	25	11.3	SSH2	1997	BSH2	3057	ASH2	2296
For 50˝ (1270mm) long units	30	13.6	SSH3	2232	BSH3	3228	ASH3	2566
For 64˝ (1626mm) long units	35	15.9	SSH4	2589	BSH4	3429	ASH4	2978
For 78˝ (1981mm) long units	40	18.1	SSH5	3355	BSH5	4564	ASH5	3859
For 96˝ (2438mm) long units	50	22.7	SSH6	3712	BSH6	5433	ASH6	4269



adjustable sneeze guard

CATALOG SECTION 33

Custom Accessories for Director's Choice® – Per Application

Decorative Perimeter Skirts

Matches framework construction of unit base. Serves as fixed skirt and kick plate. Available on front, ends, and rear.

perimeter skirt

Front Skirts and Rear Skirts

Front Skirts feature recessed casters which are hidden by perimeter bumper, giving the unit a sleek modern look.

	length		FRONT SKIRTS		REAR SKIRTS	
description	in.	mm	model #	list	model #	list
For 36″ (914mm) long units	36″	914	DC2-FS	857	DC2-RS	245
For 50″ (1270mm) long units	50″	1270	DC3-FS	891	DC3-RS	271
For 64″ (1626mm) long units	64″	1626	DC4-FS	912	DC4-RS	297
For 78″ (1981mm) long units	78″	1981	DC5-FS	981	DC5-RS	359
For 96″ (2438mm) long units	96″	2438	DC6-FS	1123	DC6-RS	507

End Skirts

	length			
description	in.	mm	model #	list
For end only	30″	762	DC2-ES	226

Decorative Deluxe Sneeze Guards

Fabricated from stainless steel tubing. Frame finish available in stainless steel, or color epoxy (see "Powder Coating" chart below). Features polycarbonate Tuffak® CM-2 "glass" panels. Tempered glass (meets ANSI Z97.1) available—add 20% to list price. Both feature edges trimmed with a metal channel and available with optional end guards for further protection. Sneeze guards must be factory located and installed to Director's Choice® equipment. Optional fluorescent lights must be factory-installed. Consult factory.

NEW Fully Enclosed Sneeze Guards available. For Cafeteria-Style Sneeze Guards only. Facilitates 'pass-over' operation for complete food protection. To order, replace "DSG" in model number with "**DSGF**" (example: DCS2-**DSGF**-CST), and add 25% to list price.

single tier buffet style deluxe sneeze guard

Single-Tier Sneeze Guards

			CAFETERIA STYLE		BUFFET STYLE		Optional End Guards	
fits Series	# of legs	length in.	mm	model #	list	model #	list	add suffix*	list
DCS2	2	36″	914	DCS2-DSG-CST	2102	DCS2-DSG-BST	3487	-EG	620
DCS3	2	50″	1270	DCS3-DSG-CST	2421	DCS3-DSG-BST	4024	-EG	620
DCS4	3	64″	1626	DCS4-DSG-CST	2742	DCS4-DSG-BST	4556	-EG	620
DCS5	3	78″	1981	DCS5-DSG-CST	4057	DCS5-DSG-BST	6942	-EG	620
DCS6	3	96″	2438	DCS6-DSG-CST	4556	DCS6-DSG-BST	8011	-EG	620

* Example: DCS2-DSG-CST-**EG**

Double-Tier Sneeze Guards

			CAFETERIA STYLE		BUFFET STYLE		Optional End Guards	
fits Series	# of legs	length in.	mm	model #	list	model #	list	add suffix*	list
DCS2	2	36″	914	DCS2-DSG-CDT	4449	DCS2-DSG-BDT	4342	-EG	1240
DCS3	2	50″	1270	DCS3-DSG-CDT	5267	DCS3-DSG-BDT	5267	-EG	1240
DCS4	3	64″	1626	DCS4-DSG-CDT	5979	DCS4-DSG-BDT	6088	-EG	1240
DCS5	3	78″	1981	DCS5-DSG-CDT	9326	DCS5-DSG-BDT	9609	-EG	1240
DCS6	3	96″	2438	DCS6-DSG-CDT	11000	DCS6-DSG-BDT	11498	-EG	1240

* Example: DCS2-DSG-CDT-**EG**

Powder Coating

Specify model number with Eagle's SpecFAB® department.

	length		White, Black, Gray, or Red	Eagle Stand-Outs™ colors*
fits Series	in.	mm	list price	list price
DCS2	36″	914	386	841
DCS3	50″	1270	514	1010
DCS4	64″	1626	578	1212
DCS5	78″	1981	691	1453
DCS6	96″	2438	771	1745

* See page 66 for the entire list of decorative Stand-Outs™ custom colors.

Heat Lamps

Attaches to underside of sneeze guard (or to underside of bottom sneeze guard on double-tier units). Wired to cord and plug, exit base of unit. Specify model number with Eagle's SpecFAB® department.

	length			add	list
fits Series	in.	mm	electrical data	suffix	price
DCS2	36″	914	120V, 3.8A, 450W	-F	1014
DCS3	50″	1270	120V, 5.6A, 675W	-F	1057
DCS4	64″	1626	120V, 8.8A, 1050W	-F	1091
DCS5	78″	1981	120V, 10.6A, 1275W	-F	1256
DCS6	96″	2438	120V, 12.5A, 1500W	-F	1466

Other Custom Accessories available – per application

recessed casters

- Cutting Boards
- Receptacles and Remote Switches
- Custom Cutouts
- Recessed Casters
- Pricing for Convenience Outlets
  - Outlet/Box only field-wired.
  - Outlet/Box/Cord & Plug.
  - Outlet/Box/Cord & Plug/Fuse.

RedHots® Display Lights

Incandescent. Wired to cord and plug, exit base of unit.

	length		FOR SINGLE-TIER UNITS		FOR DOUBLE-TIER UNITS	
fits Series	in.	mm	add suffix*	list	add suffix*	list
DCS2	36″	914	-L	640	-L	1279
DCS3	50″	1270	-L	740	-L	1481
DCS4	64″	1626	-L	857	-L	1714
DCS5	78″	1981	-L	973	-L	1945
DCS6	96″	2438	-L	1089	-L	2250

* Example: DCS2-DSG-BST-**L**

100 Industrial Boulevard, Clayton, DE 19938-8903 U.S.A.
Phone: 800-441-8440 or 302-653-3000. Fax: 302-653-2065
http://www.eaglegrp.com

EAGLE GROUP
Profit from the Eagle Advantage®

Cooking & Warming Equipment

Accessories 194
Bulb Warmers 186
Charbroilers 183
Countertop Cooker/Warmers & Accessories 187
Countertop Food Warmers & Accessories 187
Display Lights 186
Drop-In Style Food Warmers 191
Electric Hot Food Gang Drop-In Units 189
Food Pans/Insets/Rolltop Cover 193
Fryers 184, 188
Griddles 183
Heat Lamps 185
Heated Drawers 189
Hot Dog Merchandisers 192
Hot Dog Sterno Units 192
Hot Food Merchandising Carts 192
Hot Plates 184
Recessed Control Panels 188
Sealed Well Hot Food Gang Drop-In Units 190

We are "UL 197 Rev 9"–compliant!

"UL" stands for Under writers Laboratories Inc. (UL), a not-for -profit, non-governmental organization formed in 1894 to help reduce injur y, loss of life and property damage. UL scientifically investigates and tests thousands of types of products, materials, constructions and systems to evaluate electric, fire and casualty hazards. The UL mark is one of the most recognized and trusted symbols in the world. It means that UL has tested samples of our products and has conducted unannounced periodic inspections. It's an assurance that steps have been taken in the interest of safety .

"UL 197" is the standard rule that pertains to commer cial kitchen equipment. The latest revision, "Rev 9," has combined both the National Electric Code and the National Fire Protection Association standards together. It provides guidelines for us to build the safest products for our market share. Due to the tougher standards with Rev 9, some manufactures dropped their mark because they could not pass the test. Some went to lesser known agencies.

Our RedHots® and RedHots® Chef's Line™ equipment comply with UL 197 Rev 9—the best.

Introducing… REDHOTS® Chef's Line

NEW!

Comprising a full range of models including fr yers, charbroilers, griddles and hot plates, the Chef's Line™ series is especially engineered for foodser vice operations where heavy-duty equipment use is encountered on a daily basis. New bullnosed edge provides solid protection to controls. Controls are front-mounted for easier and safer operation.

See pages 183 and 184 for models available.

Single-Tank and Double-Tank Fryers

- All-stainless steel deep-drawn one-piece construction fr y tanks, removable for easy cleaning.
- Snap-action thermostat complete with indicator light for accurate temperature control.
- Heavy-plated fry baskets—two provided with single-tank units; four provided with double-tank units.

Gas Hot Plates

- Complete with convertible pressure regulator and orifices for field conversion to liquid propane.
- 25,000 BTU/hr burners on all units.
- Full-size polished stainless steel crumb tray.
- Available in flat-top and step-up styles.

Electric Hot Plates

- Electric units feature swing-up elements with individual crumb trays, removable for easy cleaning.
- Infinite controls provide accurate heat setting and are equipped with an On-Off light.

Charbroilers

- Heavy duty cast iron cooking grates can be individually positioned flat or angled.
- 40,000 BTU/hr burners on radiant units; 36,000 BTU/hr burners on lava rock units.
- Available in Radiant and Lava Rock units.

Griddles

- ¾″ (19mm)-thick smooth polished steel griddle plate fully welded to top assembly .
- 13″ (330mm) working height adjustable to 14″ (356mm).
- 4″ (102mm) sides and rear splash sloped front-to-back.
- 7½-quart polished stainless steel grease drawer.

100 Industrial Boulevard, Clayton, DE 19938-8903 U.S.A.
Phone: 800-441-8440 or 302-653-3000. Fax: 302-653-2065
http://www.eaglegrp.com

EAGLE GROUP
Profit from the Eagle Advantage®

RedHots® Chef's Line™ Charbroilers — see spec sheet EG35.17

New bullnosed edge provides solid protection to controls. Controls are at a 45° angle for ergonomic operation. 3½″ (89mm)-wide front trough, with chute located at left end, accommodates standard spatula. Heavy duty cast metal legs with flanged feet adjustable from 4″ to 5″ (102 to 127mm). Heavy duty cast iron cooking grates can be individually positioned flat or angled. 13″ (330mm) working height adjustable to 14″ (356mm). 4″ (102mm) sides and rear splash sloped front-to-back. A vailable in 24″, 36, and 48″ (610, 914, and 1219mm) widths to meet your available space and volume requirements. Natural gas (NG) complete with convertible pressure regulator and orifices for field conversion to liquid propane. ¾″ (19mm) NPT gas connection. Full size polished stainless steel water pan with baffles—48″ (1219mm) units provided with two water pans. A vailable in radiant and lava rock units.

Radiant Units

Heavy gauge stainless steel radiants combine with cast iron burner assembly for even heat distribution.

width in.	width mm	weight lbs.	weight kg	cubic feet	BTU rating	model #	list
24″	610	178	80.7	10	80,000	CLCHRB-24-NG	2471
36″	914	245	111.1	13	120,000	CLCHRB-36-NG	3410
48″	1524	309	140.2	17	160,000	CLCHRB-48-NG	4730

Lava Rock Units

Features grate for lava rock placement and natural lava rocks for even heat distribution with aluminized steel burner assembly.

Lava rocks supplied — one bag per 12″ (305mm) width.

width in.	width mm	weight lbs.	weight kg	cubic feet	BTU rating	model #	list
24″	610	178	80.7	10	72,000	CLCHRBL-24-NG	1790
36″	914	245	111.1	13	108,000	CLCHRBL-36-NG	2476
48″	1524	309	140.2	17	144,000	CLCHRBL-48-NG	3498

Removable Griddle Plate for all Charbroilers

12″ (305mm) wide. Replaces two cooking grates.

weight lbs.	weight kg	cubic feet	model #	list
86	39.0	3.25	RGP-2	1180

Chef's Line™ charbroiler

RedHots® Chef's Line™ Griddles — see spec sheet EG35.18 NEW

New bullnosed edge provides solid protection for controls. Controls are at a 45° angle for ergonomic operation. 3 ½″ (89mm)-wide front trough, with chute located at left end, accommodates standard spatula. Heavy duty cast metal legs with flanged feet adjustable from 4″ to 5″ (102 to 127mm). ¾″ (19mm)-thick smooth polished steel griddle plate fully welded to top assembly . 13″ (330mm) working height adjustable to 14″ (356mm). 4″ (102mm) sides and rear splash sloped front-to-back. 7 ½-quart polished stainless steel grease drawer.

Gas Griddles

Natural gas complete with convertible pressure regulator and orifices for field conversion to liquid propane. ½″ (13mm) NPT gas connection. 30,000 BTU burner every 12″ (305mm) for even heat distribution. Front-to-back dimension is 25 ⅞″ (657mm).

width in.	width mm	weight lbs.	weight kg	BTU rating	cubic feet	cooking surface	MANUAL CONTROLS model #	MANUAL CONTROLS list	THERMOSTATIC CONTROLS model #	THERMOSTATIC CONTROLS list	THERMOSTATIC CONTROLS WITH SAFETY PILOT model #	THERMOSTATIC CONTROLS WITH SAFETY PILOT list
24″	610	173	78.5	60,000	10	443 sq in	CLAGGH-24-NG	1661	CLAGGHT-24-NG	2647	CLAGGHTS-24-NG	3427
36″	914	240	108.9	90,000	13	664 sq in	CLAGGH-36-NG	2124	CLAGGHT-36-NG	3342	CLAGGHTS-36-NG	4322
48″	1219	318	144.2	120,000	17	885 sq in	CLAGGH-48-NG	2864	CLAGGHT-48-NG	4328	CLAGGHTS-48-NG	5443

Electric Griddles

Thermostatic controls, adjustable from 100° to 450°F. 4000-watt tubular heating elements are secured to underside of griddle plate to provide uniform distribution of heat over entire griddle surface. Internal wiring terminated in a junction box at rear for field wiring. Front-to-back dimension is 26 ¾″ (680mm).

width in.	width mm	weight lbs.	weight kg	cubic feet	cooking surface	electrical data*	model #	list
24″	610	175	79.4	10	443 sq in	208V/240V, 28.9A/33.3A, 6000W/8000W	CLEGH-24-240	2215
36″	914	246	111.6	13	664 sq in	208V/240V, 43.3A/50.0A, 9000W/12000W	CLEGH-36-240	2799
48″	1219	327	148.3	17	885 sq in	208V/240V, 57.8A/66.7A, 12000W/16000W	CLEGH-48-240	3897

*Electrical data is based on single phase connection.

Chef's Line™ griddle

CATALOG SECTION 35

RedHots® Chef's Line™ Fryers NEW

Fry tanks are 10˝ x 14˝ (254 x 356mm) and are all-stainless steel deep-drawn one-piece construction, removable for easy cleaning or filtering of fat. Snap action thermostat complete with indicator light for accurate temperature control. Hi limit safety control provides total system shutdown in case of malfunction, and comes complete with reset button and indicator light. Heating elements are self-cleaning Incoloy® sheath for long life and high performance. All units are 13˝ to 14˝ (330 to 356mm) working height, 18¾˝ (476mm) total height, and 60 cycle single phase. Line cord and plug furnished on single-tank fryers.

NEW optional night cover available. For single- and double-tank fryers. **Model** #361993. **List:** $69.

single-tank unit

Single Tank—15 lb. (6.8kg) capacity

Comes with two fry baskets, nickel-plated, each 4˝ x 11˝ (102 x 279mm) heavy-plated mesh construction. Line cord included. CLEF10-120 furnished with NEMA 5-15 plug. CLEF10-240 furnished with NEMA 6-30 plug and cord for 208- or 240-volt application.

width x depth in.	mm	weight lbs.	kg	cu ft	electrical data*	**performance— french fries, raw-to-finish	model #	list
16¾˝ x 24⅛˝	426 x 613	31	14.1	6	120V, 15A, 1800W	120V: 6 lbs. (2.7 kg)/hr	CLEF10-120	1551
16¾˝ x 24⅛˝	426 x 613	31	14.1	6	208/240V, 19.8/22.9A, 4200/5500W	208V: 20 lbs. (9.1 kg)/hr 240V: 30 lbs. (13.6 kg)/hr	CLEF10-240***	1846

double-tank unit

Double Tank—30 lb. (13.6kg) capacity

Features dual voltage: 208V and 240V. Designed for direct field wiring. Comes with four nickel-plated fry baskets, each 4˝ x 11˝ (102 x 279mm) heavy-plated mesh construction. Equipped with junction box for field wiring.

width x depth in.	mm	weight lbs.	kg	cu ft	electrical data*	**performance— french fries, raw-to-finish	model #	list
32˝ x 24⅛˝	813 x 613	61	27.7	12	208/240V, 39.6/45.8A, 8400/11000W	208V: 40 lbs. (18.1 kg)/hr 240V: 60 lbs. (27.2 kg)/hr	CLEF102-240***	3168

* Based on single-phase 60-cycle electricity. Triple-phase also available.

** Double the performance for pre-cooked convenience foods. Preheat to 350 °F for 4½ minutes. Fryer performance is limited by the maximum available voltage in line.

*** 240-volt models can be used for 208V or 240V operation.

NEW

RedHots® Chef's Line™ Hot Plates—Gas — see spec sheet EG35.21

New bullnosed edge provides more protection to controls. Controls are at a 45° angle for easier operation. Features include standing pilot for safe and easy operation, heavy duty cast metal legs with flanged feet adjustable from 4˝ to 5˝ (102 to 127mm), and heavy duty cast iron grates. Available in two styles: flat top and step-up. All units are for natural gas (NG), complete with convertible pressure regulator and orifices for field conversion to liquid propane (LP). Full size polished stainless steel drip pan included.

Chef's Line™ gas hot plate

width x depth in.	mm	BTU rating	Flat Top Units weight lbs.	kg	cu ft	model #	list	Step-Up Units weight lbs.	kg	cu ft	model #	list
12⅜˝ x 24⅝˝	314 x 626	50,000	70	31.8	7	CLHP-2-NG	1086	78	35.4	9	CLUHP-2-NG	1473
24⅜˝ x 24⅝˝	619 x 626	100,000	110	49.9	14	CLHP-4-NG	1747	125	56.7	18	CLUHP-4-NG	2104
36⅜˝ x 24⅝˝	924 x 626	150,000	190	86.2	21	CLHP-6-NG	2517	210	95.3	27	CLUHP-6-NG	3054

NEW

RedHots® Chef's Line™ Hot Plates—Electric — see spec sheet EG35.20

Top and front are constructed of highly polished stainless steel. Exterior wrapper is aluminized steel. Featured are swing-up elements with individual crumb trays, removable for easy cleaning. 13˝ (330mm) working height adjustable to 14˝ (356mm). Infinite controls provide accurate heat setting and are equipped with an Off-On light. All units are 60 cycle single phase. Models #CLC-240-2 and CLC-208-2 are field-wired. #CLCW-120-2 comes complete with cord and 120-volt 15-amp NEMA 5-15 plug.

Chef's Line™ electric hot plate

width x depth* in.	mm	weight lbs.	kg	cu ft	electrical data volts	amps	watts (front burner)	watts (rear burner)	model #	list
18˝ x 28˝	457 x 711	40	18.1	7	120V	13.6A	1100W	525W	CLCW-120-2	1240
18˝ x 28˝	457 x 711	40	18.1	7	208V	15.2A	1575W	1575W	CLC-208-2	1240
18˝ x 28˝	457 x 711	40	18.1	7	240V	17.5A	2100W	2100W	CLC-240-2	1240

* Depth dimension does not include 2˝ (51mm) junction box on models CLC-208-2 and CLC-240-2.

100 Industrial Boulevard, Clayton, DE 19938-8903 U.S.A.
Phone: 800-441-8440 or 302-653-3000. Fax: 302-653-2065
http://www.eaglegrp.com

EAGLE GROUP
Profit from the Eagle Advantage®

RedHots® Heat Lamps NEW

Standard and high-watt units offered. Incandescent lights have dedicated switch. Units with lights feature 60-watt incandescent bulbs with shatter-proof Teflon coating. Exterior extrusion constructed of #6063 aluminum. Interior with aluminized reflector plate to focus heat. Each element controlled individually. Units with lights have toggle switch and indicator light. Units without lights have lit rocker switch. Heat lamps can be attached with stainless steel brackets or hung from the ceiling using hanging tabs.

When ordering a unit with remote, please specify if unit needs an infinite switch.

In charts below, if 120V or 208V voltage is desired, replace "-240" in model number with "**-120**" or "**-208**". Example: RHHL-30**-120**. Please note: 18˝ to 108˝ (457 to 2743mm)-long units available in 120V , 208V, or 240V voltage. 120˝ to 144˝ (3048 to 3658mm)-long units available in 208V or 240V only.



RedHots® heat lamp

Standard- and High-Watt Units

length			STANDARD WATT, WITHOUT INCANDESCENT LIGHTS			STANDARD WATT, WITH INCANDESCENT LIGHTS			HIGH WATT UNITS, WITHOUT INCANDESCENT LIGHTS			HIGH WATT UNITS, WITH INCANDESCENT LIGHTS		
in.	mm	voltage	wattage	model #	list	wattage	model #	list	wattage	model #	list	wattage	model #	list
18˝	457	240V	250W	RHHL-18-240	242	250W	RHHL-18-240-L	371	350W	RHHL-18-240-H	249	350W	RHHL-18-240-H-L	379
24˝	610	240V	350W	RHHL-24-240	258	350W	RHHL-24-240-L	385	500W	RHHL-24-240-H	266	500W	RHHL-24-240-H-L	395
30˝	762	240V	450W	RHHL-30-240	274	450W	RHHL-30-240-L	435	660W	RHHL-30-240-H	282	660W	RHHL-30-240-H-L	444
36˝	914	240V	575W	RHHL-36-240	292	575W	RHHL-36-240-L	485	862.5W	RHHL-36-240-H	299	862.5W	RHHL-36-240-H-L	492
42˝	1067	240V	675W	RHHL-42-240	306	675W	RHHL-42-240-L	532	1025W	RHHL-42-240-H	316	1025W	RHHL-42-240-H-L	541
48˝	1219	240V	800W	RHHL-48-240	323	800W	RHHL-48-240-L	580	1200W	RHHL-48-240-H	331	1200W	RHHL-48-240-H-L	588
54˝	1372	240V	925W	RHHL-54-240	338	925W	RHHL-54-240-L	628	1250W	RHHL-54-240-H	346	1250W	RHHL-54-240-H-L	637
60˝	1524	240V	1050W	RHHL-60-240	372	1050W	RHHL-60-240-L	695	1400W	RHHL-60-240-H	380	1400W	RHHL-60-240-H-L	701
66˝	1676	240V	1160W	RHHL-66-240	404	1160W	RHHL-66-240-L	759	1560W	RHHL-66-240-H	411	1560W	RHHL-66-240-H-L	765
72˝	1829	240V	1275W	RHHL-72-240	461	1275W	RHHL-72-240-L	846	1725W	RHHL-72-240-H	468	1725W	RHHL-72-240-H-L	854
84˝	2134	240V	1500W	RHHL-84-240	535	1500W	RHHL-84-240-L	984	2050W	RHHL-84-240-H	541	2050W	RHHL-84-240-H-L	1052
96˝	2438	240V	1725W	RHHL-96-240	597	1725W	RHHL-96-240-L	1111	2400W	RHHL-96-240-H	668	2400W	RHHL-96-240-H-L	1180
108˝	2743	240V	1850W	RHHL-108-240	726	1850W	RHHL-108-240-L	1305	2500W	RHHL-108-240-H	735	2500W	RHHL-108-240-H-L	1314
120˝	3048	240V	2100W	RHHL-120-240	792	2100W	RHHL-120-240-L	1435	2800W	RHHL-120-240-H	799	2800W	RHHL-120-240-H-L	1442
132˝	3353	240V	2320W	RHHL-132-240	856	2320W	RHHL-132-240-L	1563	3120W	RHHL-132-240-H	865	3120W	RHHL-132-240-H-L	1572
144˝	3658	240V	2550W	RHHL-144-240	920	2550W	RHHL-144-240-L	1692	3450W	RHHL-144-240-H	929	3450W	RHHL-144-240-H-L	1700

Standard- and High-Watt Units with Remote

length			STANDARD WATT, WITHOUT INCANDESCENT LIGHTS			STANDARD WATT, WITH INCANDESCENT LIGHTS			HIGH WATT UNITS, WITHOUT INCANDESCENT LIGHTS			HIGH WATT UNITS, WITH INCANDESCENT LIGHTS		
in.	mm	voltage	wattage	model #	list	wattage	model #	list	wattage	model #	list	wattage	model #	list
18˝	457	240V	250W	RHHL-18-240-R	730	250W	RHHL-18-240-L-R	852	350W	RHHL-18-240-H-R	737	350W	RHHL-18-240-H-L-R	860
24˝	610	240V	350W	RHHL-24-240-R	745	350W	RHHL-24-240-L-R	866	500W	RHHL-24-240-H-R	753	500W	RHHL-24-240-H-L-R	875
30˝	762	240V	450W	RHHL-30-240-R	760	450W	RHHL-30-240-L-R	913	660W	RHHL-30-240-H-R	768	660W	RHHL-30-240-H-L-R	922
36˝	914	240V	575W	RHHL-36-240-R	777	575W	RHHL-36-240-L-R	961	862.5W	RHHL-36-240-H-R	784	862.5W	RHHL-36-240-H-L-R	967
42˝	1067	240V	675W	RHHL-42-240-R	791	675W	RHHL-42-240-L-R	1005	1025W	RHHL-42-240-H-R	800	1025W	RHHL-42-240-H-L-R	1014
48˝	1219	240V	800W	RHHL-48-240-R	807	800W	RHHL-48-240-L-R	1051	1200W	RHHL-48-240-H-R	814	1200W	RHHL-48-240-H-L-R	1059
54˝	1372	240V	925W	RHHL-54-240-R	821	925W	RHHL-54-240-L-R	1097	1250W	RHHL-54-240-H-R	829	1250W	RHHL-54-240-H-L-R	1105
60˝	1524	240V	1050W	RHHL-60-240-R	853	1050W	RHHL-60-240-L-R	1160	1400W	RHHL-60-240-H-R	861	1400W	RHHL-60-240-H-L-R	1166
66˝	1676	240V	1160W	RHHL-66-240-R	884	1160W	RHHL-66-240-L-R	1221	1560W	RHHL-66-240-H-R	890	1560W	RHHL-66-240-H-L-R	1227
72˝	1829	240V	1275W	RHHL-72-240-R	938	1275W	RHHL-72-240-L-R	1304	1725W	RHHL-72-240-H-R	945	1725W	RHHL-72-240-H-L-R	1311
84˝	2134	240V	1500W	RHHL-84-240-R	1008	1500W	RHHL-84-240-L-R	1435	2050W	RHHL-84-240-H-R	1014	2050W	RHHL-84-240-H-L-R	1499
96˝	2438	240V	1725W	RHHL-96-240-R	1067	1725W	RHHL-96-240-L-R	1555	2400W	RHHL-96-240-H-R	1135	2400W	RHHL-96-240-H-L-R	1621
108˝	2743	240V	1850W	RHHL-108-240-R	1190	1850W	RHHL-108-240-L-R	1740	2500W	RHHL-108-240-H-R	1198	2500W	RHHL-108-240-H-L-R	1748
120˝	3048	240V	2100W	RHHL-120-240-R	1252	2100W	RHHL-120-240-L-R	1863	2800W	RHHL-120-240-H-R	1259	2800W	RHHL-120-240-H-L-R	1870
132˝	3353	240V	2320W	RHHL-132-240-R	1313	2320W	RHHL-132-240-L-R	1985	3120W	RHHL-132-240-H-R	1322	3120W	RHHL-132-240-H-L-R	1993
144˝	3658	240V	2550W	RHHL-144-240-R	1374	2550W	RHHL-144-240-L-R	2107	3450W	RHHL-144-240-H-R	1383	3450W	RHHL-144-240-H-L-R	2115

CATALOG SECTION 35

RedHots® Display Lights

NEW IN 2008

Ideal for lighting up food prep, holding, and display areas. Exterior extruded aluminum housing with mirror finishreflector for maximum brightness. Offered with incandescent or halogen lights, both featuring shatter proof Teflon coating. Designed for field wiring, and features lighted rocker switch. Can be chain-mounted from ceiling or mounted under a shelf. 18˝ to 72˝ (457 to 1829mm) lengths available.

display light with incandescent light

...with Built-In Switch

length			WITH INCANDESCENT LIGHTS			WITH HALOGEN LIGHTS		
in.	mm	voltage	wattage	model #	list	wattage	model #	list
18˝	457	120V	60W	RHDL-18-I	305	60W	RHDL-18-H	319
24˝	610	120V	120W	RHDL-24-I	322	120W	RHDL-24-H	336
30˝	762	120V	120W	RHDL-30-I	337	120W	RHDL-30-H	351
36˝	914	120V	180W	RHDL-36-I	391	180W	RHDL-36-H	412
42˝	1067	120V	180W	RHDL-42-I	406	180W	RHDL-42-H	426
48˝	1219	120V	240W	RHDL-48-I	456	240W	RHDL-48-H	483
54˝	1372	120V	240W	RHDL-54-I	471	240W	RHDL-54-H	498
60˝	1524	120V	300W	RHDL-60-I	524	300W	RHDL-60-H	559
66˝	1676	120V	300W	RHDL-66-I	541	300W	RHDL-66-H	575
72˝	1829	120V	360W	RHDL-72-I	592	360W	RHDL-72-H	633

...with Remote Switch

length			WITH INCANDESCENT LIGHTS			WITH HALOGEN LIGHTS		
in.	mm	voltage	wattage	model #	list	wattage	model #	list
18˝	457	120V	60W	RHDL-18-I-R	322	60W	RHDL-18-H-R	336
24˝	610	120V	120W	RHDL-24-I-R	339	120W	RHDL-24-H-R	353
30˝	762	120V	120W	RHDL-30-I-R	354	120W	RHDL-30-H-R	367
36˝	914	120V	180W	RHDL-36-I-R	407	180W	RHDL-36-H-R	428
42˝	1067	120V	180W	RHDL-42-I-R	422	180W	RHDL-42-H-R	443
48˝	1219	120V	240W	RHDL-48-I-R	472	240W	RHDL-48-H-R	500
54˝	1372	120V	240W	RHDL-54-I-R	487	240W	RHDL-54-H-R	515
60˝	1524	120V	300W	RHDL-60-I-R	541	300W	RHDL-60-H-R	575
66˝	1676	120V	300W	RHDL-66-I-R	557	300W	RHDL-66-H-R	592
72˝	1829	120V	360W	RHDL-72-I-R	608	360W	RHDL-72-H-R	649

RedHots® Bulb Warmers — see spec sheet EG35.02

These freestanding portable food warmers feature an adjustable frame of heavy gauge steel with chrome finish, ensuring lasting beauty and durability . Both units come complete with two 250-watt infrared white bulbs, a 6´ (1829mm) 3-conductor cord fitting all standard 15-amp wall receptacles, 8˝ (203 mm)-high lamp shields constructed of polished aluminum, and chrome-plated bottom plate. The BW -2-120I comes with 20˝ x 12˝ x 2½˝ (508 x 305 x 64mm) stainless steel pan and drain insert. Height adjusts from 19 ⅝˝ to 27⅝˝ (499 to 702mm). Both units are 60 cycle single phase. **Freight class is 92.5**.

BW-2-120 bulb warmer

width x depth*		weight		cu			
in.	mm	lbs.	kg	ft	electrical data	model #	list
14¼˝ x 19¼˝	362 x 489	10	4.5	3.6	120V, 4.2A, 500W	BW-2-120	421
14¼˝ x 19¼˝	362 x 489	18	8.2	3.6	120V, 4.2A, 500W	BW-2-120I	509

*Dimensions of bottom plate.

pan with drain insert

Accessories/Replacements for Bulb Warmers

description	model #	list
20¾˝ x 12¾˝ x 2½˝ (527 x 324 x 64mm) pan	301669	69
stainless steel drain insert	301757	65
red infrared bulb	301759	76
white infrared bulb	301628	34
white infrared shatter-proof Teflon-coated bulb	360332	46

100 Industrial Boulevard, Clayton, DE 19938-8903 U.S.A.
Phone: 800-441-8440 or 302-653-3000. Fax: 302-653-2065
http://www.eaglegrp.com

EAGLE GROUP
Profit from the Eagle Advantage®

RedHots® Countertop Food Warmers & Cooker/Warmers

CATALOG SECTION 35

model #1220FWD-120 shown with optional adapter top and insets

model #11QFW-120 "soup warmer"

model #1220CWD-120 with optional food pan

model #11QCW-120 with optional inset

ALL ITEMS ON THIS PAGE CAN BE SHIPPED UPS

RedHots® Countertop Food Warmers — see spec sheet EG35.00 NSF UL

Meets the highest standards of construction. All units feature infinite controls. Highly polished stainless steel exterior ensures lasting beauty and durability. **Freight class is 92.5**.

…with 12″ x 20″ (305 x 508mm) Opening c UL us

Features deep drawn type 304 stainless steel 12″ x 20″ (305 x 508mm) openings, providing wet or dr y operation. 11″ (279mm) height.

width x depth		weight		cu	# of	120-VOLT MODELS			208-VOLT MODELS			240-VOLT MODELS		
in.	mm	lbs.	kg	ft	openings	electrical data	model #	list	electrical data	model #	list	electrical data	model #	list
14¼″ x 22⅛″	362 x 562	24	10.9	3.4	1	120V, 6.3A, 750W	1220FWE-120	533	208V, 3.6A, 750W	1220FWE-208	533	240V, 3.1A, 750W	1220FWE-240	533
14¼″ x 22⅛″	362 x 562	24	10.9	3.4	1	120V, 10A, 1200W	1220FWD-120	536	208V, 5.8A, 1200W	1220FWD-208	536	240V, 5.0A, 1200W	1220FWD-240	536
29⅜″ x 22⅜″	741 x 573	54	24.5	9.9	2	120V, 15A, 1800W	1220FW2-120	1223	208V, 9.1A, 1900W	1220FW2-208	1223	240V, 7.9A, 1900W	1220FW2-240	1223

…for Round Inset

Also known as "soup warmers". Round well holds 7 qts. (6.6 liters) or 11 qts. (10.4 liters) round inset. 10 ¾″ (273mm) height. To order round inset, see page 193.

width x depth		weight		cu	120-VOLT MODELS			208-VOLT MODELS			240-VOLT MODELS		
in.	mm	lbs.	kg	ft	electrical data	model #	list	electrical data	model #	list	electrical data	model #	list
12″ x 12″	305 x 305	18	8.2	1.3	120V, 4.2A, 550W	7QFW-120	603	208V, 2.4A, 500W	7QFW-208	603	240V, 2.8A, 660W	7QFW-240	603
14¾″ x 16¾″	375 x 426	20	9.0	3.4	120V, 4.2A, 550W	11QFW-120	658	208V, 2.4A, 500W	11QFW-208	658	240V, 2.8A, 660W	11QFW-240	658

RedHots® Countertop Cooker/Warmers — see spec sheet EG35.01 NSF UL

Among the most versatile of countertop equipment. Capable of cooking, warming or ser ving. Exterior body is stainless steel. Thermostatically controlled and offers a degree range setting from 100° to 450°F in 50° increments. Degree range is 100° to 212° with wet usage, 100° to 450°F with dr y usage. **Freight class is 92.5**.

…with 12″ x 20″ (305 x 508mm) Opening c UL us

Features deep drawn type 304 stainless steel 12″ x 20″ (305 x 508mm) openings, providing wet or dr y operation. 11″ (279mm) height.

width x depth		weight		cu	120-VOLT MODELS			208-VOLT MODELS			240-VOLT MODELS		
in.	mm	lbs.	kg	ft	electrical data	model #	list	electrical data	model #	list	electrical data	model #	list
14¼″ x 22⅛″	362 x 562	26	11.8	3.4	120V, 10A, 1200W	1220CWD-120	705	208V, 5.8A, 1200W	1220CWD-208	705	240V, 5A, 1200W	1220CWD-240	705

…for Round Inset

These units hold one 11 qt. (10.4 liter) round inset. 12 ½″ (318mm) height. To order round inset, see page 193.

width x depth		weight		cu	120-VOLT MODELS			208-VOLT MODELS			240-VOLT MODELS		
in.	mm	lbs.	kg	ft	electrical data	model #	list	electrical data	model #	list	electrical data	model #	list
14¾″ x 16¹¹⁄₁₆″	372 x 424	20	9.0	3.4	120V, 6.3A, 750W	11QCW-120	733	208V, 2.7A, 562W	11QCW-208	733	240V, 3.1A, 750W	11QCW-240	733

All specifications are subject to change without notice. New Y ork M.E.A. No. 376-84-E

Accessories for RedHots® Food Warmers & Cooker/Warmers — see spec sheet EG35.00 EG35.01

For additional accessories, including round insets and lids, see page 193. **Freight class is 85.0**.

Adapter Tops

description	model #	list
two 8½″ (216mm) diameter inserts, each for 7 qts. (6.6 liters)	501600	107
one 8½″ (216mm) diameter insert for 7 qts (6.6 liters), and one 10½″ (267mm) diameter insert for 11 qts. (10.4 liters)	501912	107
one 6½″ (165mm) diameter insert for 4 qts (3.8 liters), and one 10½″ (267mm) diameter insert for 11 qts. (10.4 liters)	501913	107
one 6½″ (165mm) diameter insert for 4 qts (3.8 liters), and one 8½″ (216mm) diameter insert for 7 qts (6.6 liters)	501915	107
three 6½″ (165mm) diameter inserts, each for 4 qts (3.8 liters)	501914	107

Rolltop Cover

description	model #	list
13¼″ width x 20¼″ length x 11¼″ height (349 x 527 x 299mm), fits 12″ x 20″ (305 x 508mm) opening	501585	388

model #501600 2-pot adapter top

model #501912 2-pot adapter top


model #501913 2-pot adapter top

model #501915 2-pot adapter top

model #501914 3-pot adapter top

model #501585 rolltop cover

CATALOG SECTION 35

ALL ITEMS ON THIS PAGE CAN BE SHIPPED UPS

RedHots® Electric Fryers — see spec sheet EG35.03

Fry tanks are 10˝ x 14˝ (254 x 356mm) and are all-stainless steel deep-drawn one-piece construction, removable for easy cleaning or filtering of fat. Snap action thermostat comes complete with indicator light for accurate temperature control. Hi limit safety control provides total system shutdown in case of malfunction and comes complete with reset button and indicator light. Heating elements are self-cleaning Incoloy® for long life and high performance. Body construction features highly polished stainless steel. All units are 10⅝˝ (270mm) working height, 15 ⅜˝ (391mm) total height, and 60 cycle single phase. **Freight class is 85.0**.

For information on griddle stands, refer to page 109.

single tank electric fryer

Single Tank—15 lb. (6.8kg) capacity

Comes with two fry baskets, each 4˝ x 11˝ (102 x 279mm) heavy-plated mesh construction. Line cord included. EF10-120 furnished with NEMA 5-15 plug. EF10-240 furnished with NEMA 6-30 plug and cord for 208- or 240-volt application.

width x depth in.	mm	weight lbs.	kg	cu ft	electrical data	*performance— french fries, raw-to-finish	model #	list
12˝ x 19¼˝	305 x 489	31	14.1	4.0	120V, 15A, 1800W	120V: 6 lbs. (2.7 kg)/hr	EF10-120	1275
12˝ x 19¼˝	305 x 489	31	14.1	4.0	208/240V, 19.8/22.9A, 4200/5500W	208V: 20 lbs. (9.1 kg)/hr 240V: 30 lbs. (13.6 kg)/hr	EF10-240	1488

double tank electric fryer

Double Tank—30 lb. (13.6kg) capacity

Features dual voltage: 208V and 240V. Designed for direct field wiring. Comes with four fry baskets, each 4˝ x 11˝ (102 x 279mm) heavy-plated mesh construction.

width x depth in.	mm	weight lbs.	kg	cu ft	electrical data	*performance— french fries, raw-to-finish	model #	list
25˝ x 19¼˝	635 x 489	61	27.7	8.0	208/240V, 39.6/45.8A, 8400/11000W	208V: 40 lbs. (18.1 kg)/hr 240V: 60 lbs. (27.2 kg)/hr	EF102-240	3166

* Double the performance for pre-cooked convenience foods. Preheat to 350°F for 4 ½ minutes. Fryer performance is limited by the maximum available voltage in line.

All specifications are subject to change without notice. New York M.E.A. No. 449-84-E

optional double fry basket

Accessories/Replacements for Electric Fryers

description	model #	list
replacement basket, left side, for single-tank fryers only	307543	76
replacement basket, right side, for single-tank fryers only	307546	76
2¼˝ (57mm)-high legs, set of four	309197	31
double-fry basket, 8¼˝ x 9¼˝ x 4˝ (210 x 235 x 102mm)	309781	365
divider for double-tank fryer	340859	49
NEW night cover	361673	63

Recessed Control Panels - Stainless Steel Construction — see spec sheet EG35.20

Available for OEM installations or other applications.

single

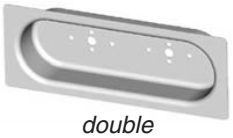

double

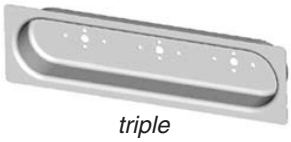

triple

description	cutout dimensions in.	mm	model #	list
single, punched single, not punched	5 1/16˝ x 2 11/16˝	129 x 68	305198 305197	42 39
double, punched double, not punched	8⅜˝ x 2 11/16˝	213 x 68	305193 305123	51 41
triple, punched triple, not punched	11 13/16˝ x 2 11/16˝	300 x 68	305196 305124	58 52

100 Industrial Boulevard, Clayton, DE 19938-8903 U.S.A.
Phone: 800-441-8440 or 302-653-3000. Fax: 302-653-2065
http://www.eaglegrp.com

EAGLE GROUP
Profit from the Eagle Advantage®

RedHots® Heated Drawers — see spec sheets EG35.15 and EG35.16

Ideal for crisp or moist foods. A ailable in 1-, 2-, and 3-drawer units, freestanding or built-in, narrow- or wide-width models. Freestanding styles feature 72˝ (1829mm) three wire grounded cord, and built-in styles feature 4´ (1219mm) flexible conduit for field termination to a junction box. Heavy duty stainless steel construction with 1 ½˝ fiberglass insulation. Drawer liners are 12˝ (305mm) front-to-back, 20˝ (508mm) side-to-side, and 6½˝ (165mm) deep. Individual recessed thermostat control and indicator lamp for each drawer. Heating element configuration heats quickly and evenly from 100° to 200°F. Adjustable louvers on each drawer retain ideal product moisture levels. Drawers are interchangeable and include stainless steel liners that accept standard full-size and fractional steam table pans up to 6˝ (152mm) deep. 4˝ (102mm) adjustable non-marking feet. **Freight class is 92.5**.

Optional perforated well pan bottom available. For use if water was to be in the bottom and buns or rolls on top. Fits inside stainless steel spillage pan insert. One per drawer as required. Model #: **DW-PERF**. List price: **$55**

Optional 4˝ (102mm) diameter casters available for freestanding models. Set of four . Model #: **DW-C4**. List price: **$241**

Optional replacement drawer liner available for all models. Model #: **331160**. List price: **$160**

1-Drawer Units…

	…Narrow Width				…Wide Width			
	FREESTANDING *		BUILT-IN**		FREESTANDING***		BUILT-IN****	
electrical data	model #	list	model #	list	model #	list	model #	list
120V, 3.75A, 450W	DWN-1-120	2559	DWN-1BI-120	2559	DWW-1-120	2559	DWW-1BI-120	2559
240V, 1.88A, 450W	DWN-1-240	2559	DWN-1BI-240	2559	DWW-1-240	2559	DWW-1BI-240	2559

* 21˝W x 27¾˝D x 16¼˝H (533 x 705 x 413mm) overall dimensions
** 21¾˝W x 26⅝˝D x 10⅞˝H (553 x 676 x 276mm) cutout dimensions
*** 29˝W x 23¼˝D x 16¼˝H (737 x 591 x 413mm) overall dimensions
**** 29¾˝W x 23⅜˝D x 10⅞˝H (756 x 606 x 276mm) cutout dimensions

1-tier freestanding unit

2-tier built-in unit

2-Drawer Units…

	…Narrow Width				…Wide Width			
	FREESTANDING *		BUILT-IN**		FREESTANDING***		BUILT-IN****	
electrical data	model #	list	model #	list	model #	list	model #	list
120V, 7.5A, 900W	DWN-2-120	4174	DWN-2BI-120	4174	DWW-2-120	4174	DWW-2BI-120	4174
240V, 3.75A, 900W	DWN-2-240	4174	DWN-2BI-240	4174	DWW-2-240	4174	DWW-2BI-240	4174

* 21˝W x 27¾˝D x 26⅝˝H (533 x 705 x 676mm) overall dimensions
** 21¾˝W x 26⅝˝D x 21¾˝H (553 x 676 x 553mm) cutout dimensions
*** 29˝W x 23¼˝D x 26⅝˝H (737 x 591 x 676mm) overall dimensions
**** 29¾˝W x 23⅜˝D x 21¾˝H (756 x 606 x 553mm) cutout dimensions

3-Drawer Units…

	…Narrow Width				…Wide Width			
	FREESTANDING *		BUILT-IN**		FREESTANDING***		BUILT-IN****	
electrical data	model #	list	model #	list	model #	list	model #	list
120V, 11.25A, 1350W	DWN-3-120	5664	DWN-3BI-120	5664	DWW-3-120	5664	DWW-3BI-120	5664
240V, 5.63A, 1350W	DWN-3-240	5664	DWN-3BI-240	5664	DWW-3-240	5664	DWW-3BI-240	5664

* 21˝W x 27¾˝D x 37˝H (533 x 705 x 940mm) overall dimensions
** 21¾˝W x 26⅝˝D x 32⅝˝H (553 x 676 x 829mm) c utout dimensions
*** 29˝W x 23¼˝D x 37˝H (737 x 591 x 940mm) overall dimensions
**** 29¾˝W x 23⅜˝D x 32⅝˝H (756 x 606 x 829mm) c utout dimensions

3-tier freestanding unit with optional casters

New York M.E.A. No. 246-02-E

Electric Hot Food Gang Drop-In Units — see spec sheet EG35.13

Top constructed of heavy-gauge stainless steel with 1˝ (25mm) overhang on all four sides with reinforced angles. Infinite control offers high and low selections along with eight other temperature settings. Each heat compartment accommodates a 12˝ x 20˝ (305 x 508mm) food pan and is furnished with a 750-watt exposed rectangular shaped heating element. All wiring terminates within junction box. Units are design for field wiring by others. **Freight class is 92.5**.

model # GDI-2-240

model # GDI-3-240 unit

# of pan openings	# of panels	fits cutout measuring in.	mm	type of remote control panel(s), and cutout dimensions	electrical data	model #	list
2	1	23⅝˝ x 30¾˝	592 x 781	double, 8⅜˝ x 2 11/16˝ (213 x 68mm)	240V, 6.25A, 1500W,	GDI-2-240	1697
3	1	23⅝˝ x 46⅛˝	592 x 1172	triple, 11 13/16˝ x 2 11/16˝ (300 x 68mm)	240V, 9.38A, 2250W	GDI-3-240	2028
4	2	23⅝˝ x 61½˝	592 x 1562	double, 8⅜˝ x 2 11/16˝ (213 x 68mm)	240V, 12.5A, 3000W	GDI-4-240	2593
5	2	23⅝˝ x 76⅞˝	592 x 1953	double, 8⅜˝ x 2 11/16˝ (213 x 68mm); & triple, 11 13/16˝ x 2 11/16˝ (300 x 68mm)	240V, 15.6A, 3750W	GDI-5-240	2919

NOTE: 240-volt units will not allow field wiring to 208 volts. 208-volt models available. T o order, replace suffix "**-240**" with "**-208**". Example: GDI-2-**208**

CATALOG SECTION 35

Sealed Well Hot Food Gang Drop-In Units — see spec sheet EG35.12

Designed for installation into a counter fixture. These units come completely wired and ready for installation. W ell openings accommodate 12˝ x 20˝ (308 x 508mm) pans up to 6˝ (152mm) deep. W et or dr y operation. All units are wired for single-phase operation, and can easily be converted for three-phase operation in the field. **Freight class is 92.5**.

Top constructed of heavy-gauge 300 series stainless steel. The body is enclosed with galvanized steel and surrounded on 5 sides by 2˝ (51mm) of fiberglass insulation. The bottom is easily removed for ser vicing. All units are supplied with a front-mounted control panel.

All units feature individual thermostatic control with a positive "Off" position and an amber light to signal a power -on condition. Control knobs are recessed into a one-piece, front-mounted control panel. The flexible conduit connecting the body enclosure and control panel is 24˝ (610mm) on all models except one-well units, which have a 36˝ (914mm) flexible conduit. A terminal-block for field wiring connections is provided on all except one-well units.

Units ordered with drains are connected by ¾˝ (19mm)-diameter copper pipe and fittings to a single ball valve. Units with multiple wells are designed so the valve can be mounted to the operator's left or right with the drains closest to the operator. Valve is shipped loose, to be field-installed.

240V units shown as **"240T6"** (example: SGDI-1-**240T6**) can be run at 208V operation. This will reduce available amperage and wattage by 25%.

Optional AutoFill®* automatic water fill system available for models with drain. NSF- and UL-approved. T o order, add $764 to list price and replace prefix "**SGDI**" in model number with prefix "**SGDIA**". Example: **SGDIA**-2-240T-D.

sealed well hot food gang drop-in unit

no. of wells	width x depth in.	mm	weight lbs.	kg	cu ft	cutout dimensions * for control panels in.	mm	cutout dimensions for drop-in unit in.	mm	electrical data **	...without drain model #	list	...with drain model #	list
1	18˝ x 26˝	457 x 660	21	9.5	3.0	5˝ x 8˝	127 x 203	16⅜˝ x 23⅜˝	416 x 594	120V, 1200W, 10.0A 240V, 1200W, 5.0A 240V, 1600W, 6.7A	SGDI-1-120T SGDI-1-240T SGDI-1-240T6	2028 2028 2033	SGDI-1-120T-D SGDI-1-240T-D SGDI-1-240T6-D	2255 2255 2260
2	32˝ x 26˝	813 x 660	51	23.1	6.0	5˝ x 17˝ *	127 x 432	30⅜˝ x 23⅜˝	772 x 594	120V, 2400W, 20.0A 240V, 2400W, 10.0A 240V, 3200W, 13.3A	SGDI-2-120T SGDI-2-240T SGDI-2-240T6	2749 2749 2758	SGDI-2-120T-D* SGDI-2-240T-D* SGDI-2-240T6-D*	3143 3143 3152
3	46˝ x 26˝	1168 x 660	73	33.1	8.0	5˝ x 17˝ *	127 x 432	44⅜˝ x 23⅜˝	1127 x 594	120V, 3600W, 30.0A 240V, 3600W, 15.0A 240V, 4800W, 20.0A	SGDI-3-120T SGDI-3-240T SGDI-3-240T6	3365 3365 3377	SGDI-3-120T-D* SGDI-3-240T-D* SGDI-3-240T6-D*	3867 3867 4114
4	60˝ x 26˝	1524 x 660	95	43.1	11.0	5˝ x 33⅞˝	127 x 860	57⅞˝ x 23⅜˝	1470 x 594	240V, 4800W, 20.0A 240V, 6400W, 26.7A	SGDI-4-240T SGDI-4-240T6	4017 4034	SGDI-4-240T-D SGDI-4-240T6-D	4591 4609
5	74˝ x 26˝	1880 x 660	105	47.6	13.5	5˝ x 33⅞˝	127 x 860	71⅜˝ x 23⅜˝	1813 x 594	240V, 6000W, 25.0A 240V, 8000W, 33.4A	SGDI-5-240T SGDI-5-240T6	4647 4668	SGDI-5-240T-D SGDI-5-240T6-D	5330 5654
6	86½˝ x 26˝	2197 x 660	120	54.4	16.0	5˝ x 33⅞˝	127 x 860	85⅜˝ x 23⅜˝	2169 x 594	240V, 7200W, 30.0A 240V, 9600W, 40.0A	SGDI-6-240T SGDI-6-240T6	5218 5235	SGDI-6-240T-D SGDI-6-240T6-D	5992 6017

* For applicable 2-well and 3-well units (noted in chart) with optional AutoFill ® system installed, cutout dimensions for control panel is 5˝ x 23 ⅝˝ (127 x 600mm). AutoFill® is not available for 1-well units. For applicable 4-, 5-, and 6-well units, cutout dimensions for control panel remain as listed in chart.

** Total watts and total amperage indicated in electrical data.

100 Industrial Boulevard, Clayton, DE 19938-8903 U.S.A.
Phone: 800-441-8440 or 302-653-3000. Fax: 302-653-2065
http://www.eaglegrp.com

EAGLE GROUP
Profit from the Eagle Advantage®

CATALOG SECTION 35

Drop-In Style Food Warmers

CONSULT FACTORY FOR PRICING AND AVAILABILITY OF UL LISTED MODELS

Round — see spec sheet EG35.10

Designed to accept either a 7-qt. (6.6 liter) or 11-qt. (10.4 liter) round inset. Constructed of one-piece deep-drawn 18-8 stainless steel. Complete with thermostatic or infinite control, indicator light and die stamped recessed control panel. Heating element securely clamped to underside allowing for service through bottom. **Freight class is 92.5**.

…7-qt. (6.6 liters) Capacity — Cutout diameter: 8 15/16″ (227mm).

diameter x height in.	mm	weight lbs.	kg	cu ft	electrical data	INFINITE model #	list	THERMOSTATIC* model #	list
10½″ x 8½″	267 x 216	10	4.5	1.0	120V, 4.2A, 550W	7QDI-120 7QDI-120D **	648 724	7QDI-120T 7QDI-120TD **	779 854
10½″ x 8½″	267 x 216	10	4.5	1.0	208/240V, 2.4/2.8A, 500/660W	7QDI-240 7QDI-240D **	648 724	n/a n/a	

7-qt. (6.6 liters) drop-in style food warmer

…11-qt. (10.4 liters) Capacity — Cutout diameter: 10 15/16″ (278mm).

diameter x height in.	mm	weight lbs.	kg	cu ft	electrical data	INFINITE model #	list	THERMOSTATIC* model #	list
12½″ x 8½″	318 x 216	14	6.4	1.4	120V, 4.2A, 550W	11QDI-120 11QDI-120D **	675 734	11QDI-120T 11QDI-120TD **	805 866
12½″ x 8½″	318 x 216	14	6.4	1.4	208/240V, 2.4/2.8A, 500/660W	11QDI-240 11QDI-240D **	675 734	n/a n/a	

* Thermostatic models available with 72″ (1829mm) capillary. To order, add suffix "**-72**". Example: 7QDI-120-**72**
** Comes with drain.

11-qt. (10.4 liters) drop-in style food warmer

…Mounting Plates for Laminated Plastic or Wood Countertops

description	model #	list
for 7-qt. (6.6 liters) warmers	7QP	87
for 11-qt. (10.4 liters) warmers	11QP	95

Rectangular — see spec sheet EG35.11

Units available in top mount, bottom mount, and insulated bottom mount. All units are constructed of one piece deep-drawn 304 series 18-8 stainless steel with coved corners and feature heating element securely clamped to underside, allowing for service through bottom. The insulated bottom mount hot food units feature exterior wrapper of galvanized steel fully insulated with dense fiberglass. 9″ (229mm) height. Models with suffix "**-D**" come with drain. **Freight class is 92.5**.

top mount…
cutout size: 12½″ x 20½″ (318 x 521mm)

…bottom mount…
cutout size: 12″ x 20″ (305 x 508mm)

…insulated bottom mount
cutout size: 12″ x 20″ (305 x 508mm)

…with Infinite Controls

Infinite control offers high and low selections along with eight other temperature settings.

width x depth in.	mm	weight lbs.	kg	cu ft	electrical data	TOP MOUNT model #	list	BOTTOM MOUNT model #	list	INSULATED BOTTOM MT model #	list
13⅞″ x 21⅞″	352 x 556	13	5.9	1.7	120V, 1200W, 10.0A	TM1220FW-120 TM1220FW-120-D	556 601	BM1220FW-120 BM1220FW-120-D	524 566	BM1220FW-120I BM1220FW-120I-D	631 682
13⅞″ x 21⅞″	352 x 556	13	5.9	1.7	240V, 1200W, 5.0A	TM1220FW-240 TM1220FW-240-D	574 618	BM1220FW-240 BM1220FW-240-D	541 582	BM1220FW-240I BM1220FW-240I-D	663 712

…with Thermostat Controls

Thermostatic control—snap acting type—degree range of 86° to 550°F for rapid heat recovery.

width x depth in.	mm	weight lbs.	kg	cu ft	electrical data	TOP MOUNT model #	list	BOTTOM MOUNT model #	list	INSULATED BOTTOM MT model #	list
13⅞″ x 21⅞″	352 x 556	13	5.9	1.7	120V, 1200W, 10.0A	TM1220FW-120T TM1220FW-120T-D	594 651	BM1220FW-120T BM1220FW-120T-D	522 596	BM1220FW-120TI BM1220FW-120TI-D	619 682
13⅞″ x 21⅞″	352 x 556	13	5.9	1.7	240V, 1200W, 5.0A	TM1220FW-240T TM1220FW-240T-D	594 651	BM1220FW-240T BM1220FW-240T-D	522 596	BM1220FW-240TI BM1220FW-240TI-D	619 682
13⅞″ x 21⅞″	352 x 556	13	5.9	1.7	208/240V, TM1220FW 1200/1600W, 5.8/6.6A	-240T6 TM1220FW-240T6-D	594 651	BM1220FW-240T6 BM1220FW-240T6-D	522 596	BM1220FW-240TI6 BM1220FW-240TI6-D	619 682
13⅞″ x 21⅞″	352 x 556	13	5.9	1.7	208/240/277V, 900/1200/1600W 4.3/5.0/5.8A,	TM1220FW-277T TM1220FW-277T-D	594 651	BM1220FW-277T BM1220FW-277T-D	522 596	BM1220FW-277TI BM1220FW-277TI-D	619 682

…Top Mounting Plates for Laminated Plastic or Wood Countertops

description	model #	list
for top mount units	TMP	125

NEW YORK FRANKFURTER CO.™

hot food merchandising cart

Hot Food Merchandising Carts — see spec sheet EG35.05

Features include two heating wells; solid top work surface; 120V operation with cord and 15-amp plug; two spillage pans; one full-size inset with rolltop cover; one 2/3-size inset with lid; one 1/3-size inset with lid; two 1¼-quart insets; and large umbrella. **Freight class is 92.5**.

Consult factory for available models which require special order graphics.

description	width x length in.	mm	weight lbs.	kg	cu ft	model #	list
with hinged lids	22½″ x 48″	572 x 1219	467	212	63	HDC48-120NYF	12829

hot dog merchandiser

Hot Dog Merchandisers — see spec sheet EG35.06

These fully insulated countertop units hold 50 hot dogs and two containers for condiments. Equipped with 1200-watt heater. Features include stainless steel construction, removable insets for easy clean-up, adjustable temperature control with indicator light, adjustable umbrella, and cord with 15-amp NEMA 5-15 120-volt plug. **Freight class is 92.5**.

Can be shipped UPS.

description	width x length in.	mm	weight lbs.	kg	cu ft	electrical data	model #	list
with hinged lids	14¼″ x 22¼″	362 x 565	40	18.1	6.3	120V, 10A, 1200W	HD1220FWD-120TH	2060
with lift-off lids	14¼″ x 22¼″	362 x 565	40	18.1	6.3	120V, 10A, 1200W	HD1220FWD-120T	1964

hot dog sterno unit

Hot Dog Sterno Units — see spec sheet EG35.06

All units are countertop models. Small and large units available. Small units include one 1/3-size inset with lid. Large units include two containers for condiments, one 1/3-size inset, and one 2/3-size inset with lid. All units available with hinged or lift-off lids. **Freight class is 92.5**.

Can be shipped UPS.

Small Units

Holds two 8-oz. fuel cans (not included).

description	width x length in.	mm	weight lbs.	kg	cu ft	model #	list
with hinged lids	8¼″ x 22¼″	210 x 565	17	7.7	3.0	HD612FW-SH	1304
with lift-off lids	8¼″ x 22¼″	210 x 565	17	7.7	3.0	HD612FW-S	1244

Large Units

Holds up to six 8-oz. fuel cans (not included).

description	width x length in.	mm	weight lbs.	kg	cu ft	model #	list
with hinged lids	14¼″ x 22¼″	362 x 565	28	12.7	4.0	HD1220FW-SH	2040
with lift-off lids	14¼″ x 22¼″	362 x 565	28	12.7	4.0	HD1220FW-S	1944

100 Industrial Boulevard, Clayton, DE 19938-8903 U.S.A.
Phone: 800-441-8440 or 302-653-3000. Fax: 302-653-2065
http://www.eaglegrp.com

EAGLE GROUP
Profit from the Eagle Advantage®

Accessories — see spec sheet EG30.20

Food Pans and Round Insets

All pans, lids, and insets are stainless steel. Minimum purchase $165 net, any assortment.

food pans

Food Pans/Adapter Bars

description	model #	list
full size pan, 20¾″ x 12¾″ x 2½″ (527 x 324 x 64mm)	301669	69
full size pan, 20¾″ x 12¾″ x 4″ (527 x 324 x 102mm)	303775	84
half size pan, 10⅜″ x 12¾″ x 2½″ (264 x 324 x 64mm)	304050	41
half size pan, 10⅜″ x 12¾″ x 4″ (264 x 324 x 102mm)	304051	51
one-third size pan, 6⅞″ x 12¾″ x 2½″ (175 x 324 x 64mm)	304052	34
one-third size pan, 6⅞″ x 12¾″ x 4″ (175 x 324 x 102mm)	304053	44
one-fourth size pan, 6⅜″ x 10⅜″ x 2½″ (162 x 264 x 64mm)	304054	31
one-fourth size pan, 6⅜″ x 10⅜″ x 4″ (162 x 264 x 102mm)	304055	38
10″ (254mm) adapter bar	301792	26
12″ (305mm) adapter bar	301791	27

food pan with lid

Lids for Food Pans

description	model #	list
full size, with handle	304056	68
half size, with handle	304057	37
one-third size, with handle	304058	27
one-fourth size, with handle	304059	34

round inset with lid

Round Insets

description	model #	list
4-quart inset for 6½″ (165mm) opening	304020	66
7-quart inset for 8½″ (216mm) opening	304021	98
11-quart inset for 10½″ (267mm) opening	304060	104

Lids for Round Insets

description	model #	list
For 4-quart inset	304018	17
For 7-quart inset	304019	37
For 11-quart inset	304049	37

Rolltop Cover (NSF)

description	model #	list
fits over 12″ x 20″ (305 x 508mm) heat well	501585	388

rolltop cover

100 Industrial Boulevard, Clayton, DE 19938-8903 U.S.A.
Phone: 800-441-8440 or 302-653-3000. Fax: 302-653-2065
http://www.eaglegrp.com

EAGLE GROUP
Profit from the Eagle Advantage®

1800 Series Combination Units 198
1800 Series Service Units 199-200
1800 Series Underbar Sinks 197
2200 Series Combination Units 202
2200 Series Service Units 203-204
2200 Series Underbar Sinks 201
Accessories/Replacements 206-207
Corner Drainboards 206
Modular Add-On Service Units 205
Modular Angle Fillers 205
Pass-Thru Ice Chests 206
Portable Bars 222
Spec-Bar 2000® Blender Stations 217
Spec-Bar 2000® Cocktail Stations & Modular Bar Dies 218
Spec-Bar 2000® Glasswashers 217
Spec-Bar 2000® Ice Chests 210-211
Spec-Bar 2000® Sinks 212-213
Spec-Bar 2000® Storage & Accessories 219-221
Spec-Bar 2000® Workboards 214-216

Underbar

Custom options and accessories for Underbar Equipment can be found on page 268.

CATALOG SECTION 40

What's The Difference Between Better And Best?

Please note the difference in the chart below, showing our 2200 Series and our Spec-Bar 2000® Series ice chests as an example.

2200 Series Ice Chest

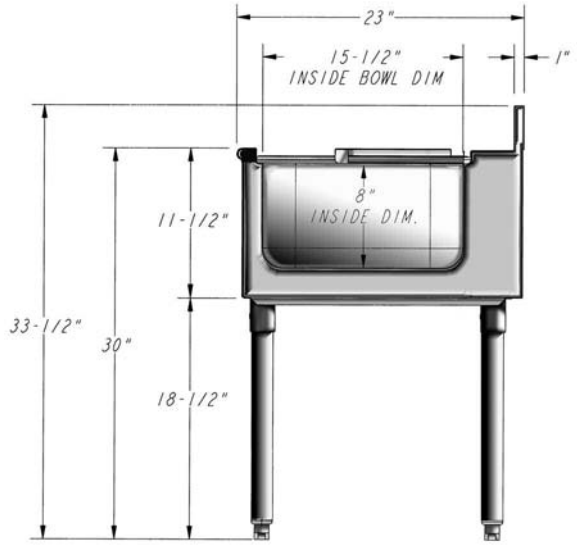

OUR BEST

Spec-Bar 2000® Series Ice Chest

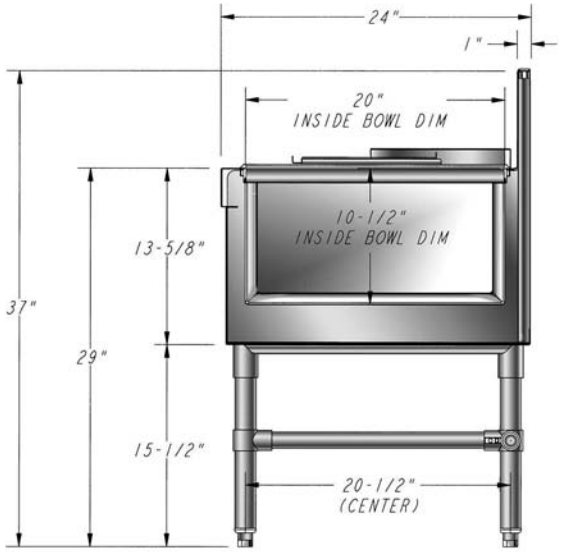

components	*materials used in 2200 Series ice chest*	*materials used in Spec-Bar 2000® ice chest*
Front	20 gauge, type 304	20 gauge, type 304
End panels	20 gauge, aluminized	20 gauge, type 304
Ice bin	20 gauge type 304 stainless steel, fabricated stainless steel, with fiberglass insulation	20 gauge type 304 fabricated stainless steel, with foamed-in-place insulation, polymer breaker strip
Sliding lid	20 gauge, type 304	20 gauge, type 304
Backsplash	20 gauge, type 304 stainless steel	20 gauge, type 304 stainless steel
Back panel	22 gauge, galvanized	18 gauge, galvanized
Exterior bottom	22 gauge, galvanized	18 gauge, type 304 stainless steel
Gussets	zinc plated	stainless steel
Legs	1⅝″ diameter, galvanized	1⅝″ diameter, stainless steel
Crossbraces	n/a	1¼″ diameter, adjustable, type 304 stainless steel
Feet	ABS plastic, adjustable	stainless steel, adjustable

Either way, you can't go wrong. Whatever your underbar needs might be, Eagle will meet those needs. From ice chests to combination units to custom configurations, we deliver.

100 Industrial Boulevard, Clayton, DE 19938-8903 U.S.A.
Phone: 800-441-8440 or 302-653-3000. Fax: 302-653-2065
http://www.eaglegrp.com

EAGLE GROUP
Profit from the Eagle Advantage®

1800 Series Underbar Sinks — see spec sheet EG40.07 NSF

Features include new bullnose front edge; 10″ x 14″ x 10″ (254 x 356 x 254mm) bowls; and 1 ½″ (38mm) drains with standpipes and faucets (four bowls will receive two faucets). Available in a variety of sizes as shown below. **Freight class is 110.0**.

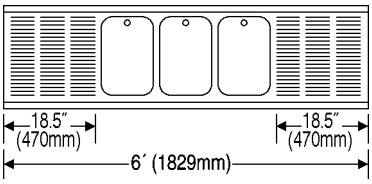

B6C-18 dimensions

model #B6C-18
1800 Series underbar

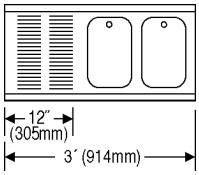

B3L-2-18

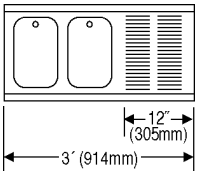

B3R-2-18

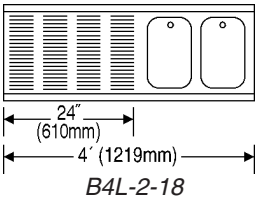

B4L-2-18

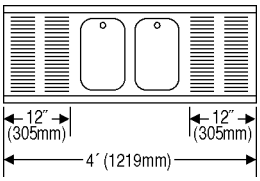

B4C-2-18

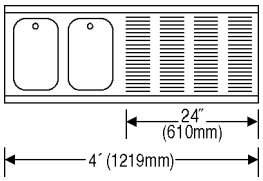

B4R-2-18

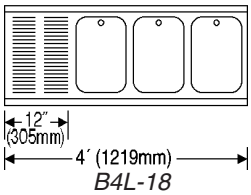

B4L-18

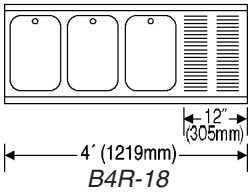

B4R-18

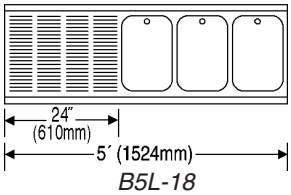

B5L-18

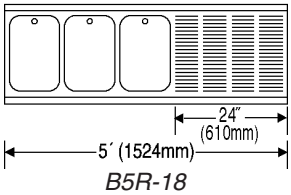

B5R-18

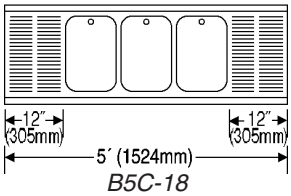

B5C-18

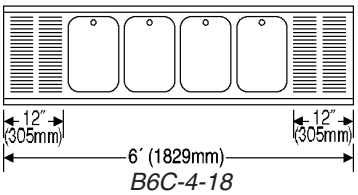

B6C-4-18

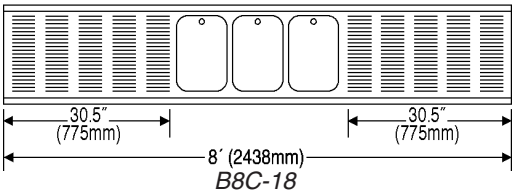

B8C-18

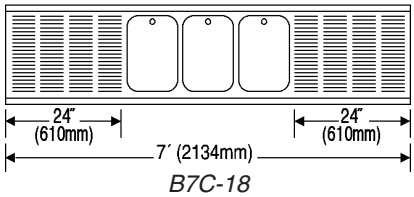

B7C-18

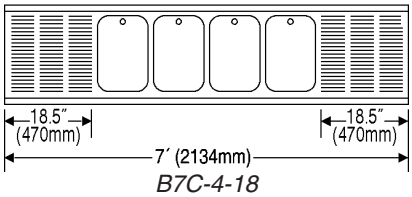

B7C-4-18

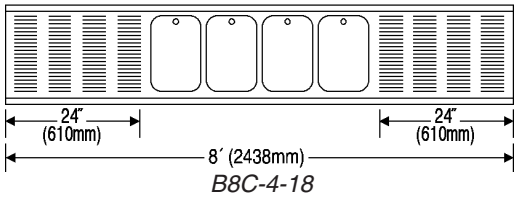

B8C-4-18

weight lbs.	weight kg	cubic feet	model #	list	weight lbs.	weight kg	cubic feet	model #	list
68	30.8	10.9	B3L-2-18	1268	80	36.3	17.3	B5R-18	1488
68	30.8	10.9	B3R-2-18	1268	80	36.3	17.3	B5C-18	1488
74	33.6	14.1	B4C-2-18	1286	86	39.0	20.2	B6C-18	1571
74	33.6	14.1	B4L-2-18	1286	92	41.7	23.7	B7C-18	1746
74	33.6	14.1	B4R-2-18	1286	98	44.5	26.9	B8C-18	1910
74	33.6	14.1	B4L-18	1445	86	39.0	20.5	B6C-4-18	1854
74	33.6	14.1	B4R-18	1445	90	40.8	23.7	B7C-4-18	1973
80	36.3	17.3	B5L-18	1488	104	47.2	26.9	B8C-4-18	2147

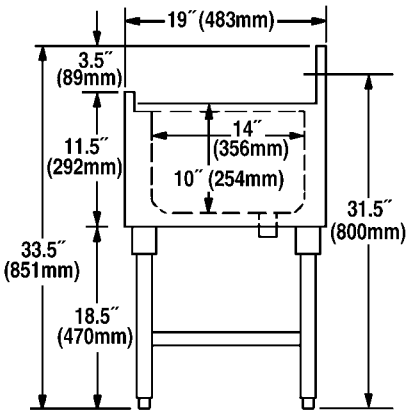

side view dimensions

Leg & Faucet Upgrade

Consists of stainless steel legs and T&S faucet (#313302). Easy to order.
Example: B3L-2-18**-LF**.

description	model #	list
for units requiring 4 stainless steel legs and 1 faucet	add suffix **"-LF"**	673
for units requiring 4 stainless steel legs and 2 faucets	add suffix **"-LF"**	1188
stainless steel legs	add suffix **"-SL"**	158 per unit

CATALOG SECTION 40

1800 Series Combination Units — see spec sheet EG40.08 NSF

Features include new bullnose front edge; 10˝ x 14˝ x 10˝ (254 x 356 x 254mm) bowls; three sets of galvanized legs; 1 ½˝ (38mm) drains with standpipes; ice bins, speed rail, and faucets (4-bowl units will receive two faucets). Front-to-back is 19˝ (483mm) on all units. Ice bins are 15½˝ x 19¾˝ x 8˝ (394 x 502 x 203mm) and are located on left, right, or both sides. Available in a variety of sizes as shown below. Optional ice cover and post-mix cold plate available (see bottom of this page). **Freight class is 110.0**.



BC9C-18L
1800 Series combination unit

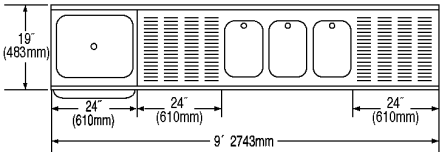

BC9C-18L dimensions

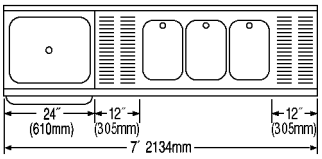

BC7C-18L

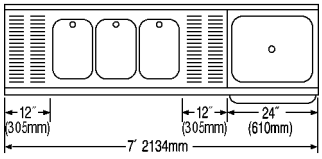

BC7C-18R

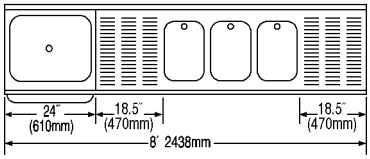

BC8C-18L

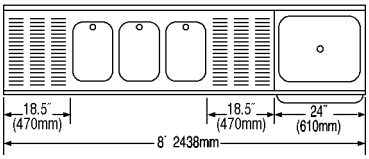

BC8C-18R

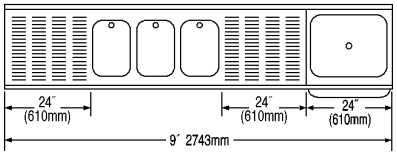

BC9C-18R

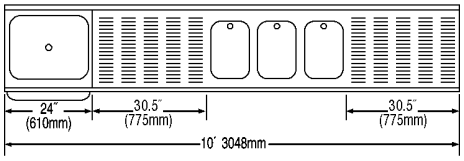

BC10C-18L

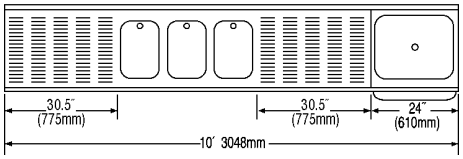

BC10C-18R

weight lbs.	weight kg	cubic feet	model #	list	weight lbs.	weight kg	cubic feet	model #	list
110	49.9	23.7	BC7C-18R	2259	188	85.3	30.0	BC9C-18R	2577
110	49.9	23.7	BC7C-18L	2259	188	85.3	30.0	BC9C-18L	2577
122	55.3	26.9	BC8C-18R	2340	198	89.8	33.2	BC10C-18R	2754
122	55.3	26.9	BC8C-18L	2340	198	89.8	33.2	BC10C-18L	2754

Leg & Faucet Upgrade

Consists of stainless steel legs and T&S faucet (#313302). Easy to order .
Example: BC9C-18R**-LF**

description	model #	list
for units requiring stainless steel legs and faucet	add suffix **"-LF"**	752

Optional Components for Combination Units

description	model #	list
stainless steel legs	add suffix **"-SL"**	237 per unit
sealed-in post-mix cold plate, 7-circuit	add suffix **"-7"**	1348

100 Industrial Boulevard, Clayton, DE 19938-8903 U.S.A.
Phone: 800-441-8440 or 302-653-3000. Fax: 302-653-2065
http://www.eaglegrp.com

EAGLE GROUP
Profit from the Eagle Advantage®

1800 Series Service Units (NSF)

All units are modular, providing for custom configuration using standard components. Features include new bullnose front edge and fabricated ice bins. Front-to-back is 19˝ (483mm). **Freight class is 110.0**.

Optional stainless steel legs available. To order, add $158 per unit ($237 per unit for models requiring six legs) and suffix "**-SL**". Example: CWS5-18R-**SL**

Cocktail Units – see spec sheet EG40.02

Features insulated 8˝ (203mm)-deep ice bins with 5˝ (127mm) backsplash and 6- or 8-bottle capacity.

width x length in.	mm	weight lbs.	kg	ice bin depth in.	mm	cu ft	model #	list
19˝ x 24˝	483 x 610	58	26.3	8˝	203	7.8	B2CT-18	942
		88	39.9	8˝	203	7.8	B2CT-18-7 *	2107
19˝ x 36˝	483 x 914	70	31.8	8˝	203	10.0	B3CT-18 ▼	1138
		100	45.4	8˝	203	11.0	B3CT-18-7 ▼*	2353

▼ includes stainless steel sliding cover

* includes 7-circuit post-mix cold plate

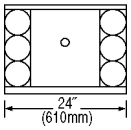

B2CT-18

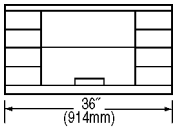

B3CT-18

B2CT-18
1800 Series cocktail unit

Cocktail Workstations – see spec sheet EG40.03

8˝ (203mm)-deep ice bins can be located on left (L) or right (R) side. Single speed rail included.

width x length in.	mm	weight lbs.	kg	ice bin depth in.	mm	cu ft	model #	list
19˝ x 48˝	483 x 1219	63	28.6	8˝	203	14.1	CWS4-18R	1349
19˝ x 48˝	483 x 1219	93	42.2	8˝	203	14.1	CWS4-18R-7 *	2563
19˝ x 48˝	483 x 1219	63	28.6	8˝	203	14.1	CWS4-18L	1349
19˝ x 48˝	483 x 1219	93	42.2	8˝	203	14.1	CWS4-18L-7 *	2563
19˝ x 60˝	483 x 1524	73	33.1	8˝	203	17.3	CWS5-18R	1496
19˝ x 60˝	483 x 1524	103	46.3	8˝	203	17.3	CWS5-18R-7 *	3268
19˝ x 60˝	483 x 1524	73	33.1	8˝	203	17.3	CWS5-18L	1496
19˝ x 60˝	483 x 1524	103	46.3	8˝	203	17.3	CWS5-18L-7 *	3268

* includes 7-circuit post-mix cold plate and 6 legs

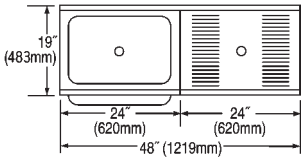

CWS4-18L

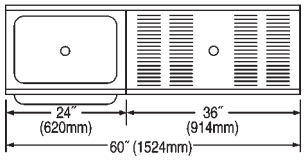

CWS5-18L

CWS4-18L
1800 Series cocktail unit

Ice Chests — see spec sheet EG40.04

All models feature stainless steel sliding cover and are insulated. Ice bins are fabricated.

7-circuit post-mix cold plate available for units 24˝ (610mm) and longer . Nominal 36 lbs. (16.3 kg). To order, add $1348 to list price and suffix "**-7**" to model number. Example: B2IC-18-**7**.

Optional stainless steel legs available. To order, add $158 per unit and suffix "**-SL**". Example: B30IC-18-**SL**

width x length in.	mm	weight lbs.	kg	ice bin depth in.	mm	ice capacity lbs.	kg	cu ft	model #	list
19˝ x 12˝	483 x 305	23	10.4	8˝	203	25	11.3	3.9	B12IC-18	928
				12˝	305	37	16.8	3.9	B12IC-12D-18	1086
				16˝	406	49	22.2	3.9	B12IC-16D-18	1337
19˝ x 18˝	483 x 457	35	15.9	8˝	203	44	20.0	5.8	B18IC-18	1066
				12˝	305	65	29.5	5.8	B18IC-12D-18	1245
				16˝	406	87	39.5	5.8	B18IC-16D-18	1532
19˝ x 24˝	483 x 610	50	22.7	8˝	203	63	28.6	7.8	B2IC-18	1207
				12˝	305	94	42.6	7.8	B2IC-12D-18	1411
				16˝	406	125	56.7	7.8	B2IC-16D-18	1734
19˝ x 30˝	483 x 762	60	27.2	8˝	203	82	37.2	9.5	B30IC-18	1343
				12˝	305	123	55.8	9.5	B30IC-12D-18	1573
				16˝	406	163	73.9	9.5	B30IC-16D-18	1934
19˝ x 36˝	483 x 914	70	31.8	8˝	203	101	45.8	11.0	B36IC-18	1483
				12˝	305	151	68.5	11.0	B36IC-12D-18	1735
				16˝	406	201	91.2	11.0	B36IC-16D-18	2135
19˝ x 42˝	483 x 1067	82	37.2	8˝	203	120	54.4	13.6	B42IC-18	1623
				12˝	305	180	81.6	13.6	B42IC-12D-18	1899
				16˝	406	239	108.4	13.6	B42IC-16D-18	2335
19˝ x 48˝	483 x 1219	94	42.6	8˝	203	139	63.1	15.5	B48IC-18	1759
				12˝	305	208	94.3	15.5	B48IC-12D-18	2058
				16˝	406	278	126.1	15.5	B48IC-16D-18	2663

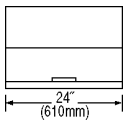

B2IC-18
(shown with sliding cover)

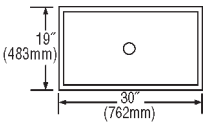

B30IC-18

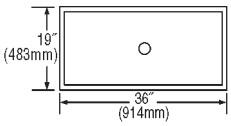

B36IC-18

B2IC-18
1800 Series ice chest

CATALOG SECTION 40

1800 Series Service Units

All units are modular, providing for custom configuration using standard components, and feature stainless steel construction and new bullnose front edge. Front-to-back is 19˝ (483mm). **Freight class is 100.0**.

Optional stainless steel legs available. To order, add $158 per unit ($237 per unit for models requiring six legs; $300 per unit for models requiring eight legs) and suffix "**-SL**". Example: BM62-18L**-SL**

1800 Series blender module

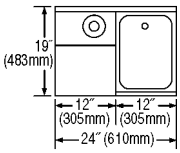

BD24-18L

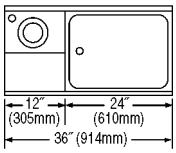

BM3-18L

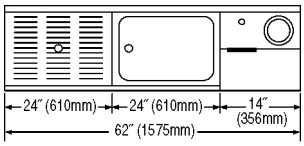

BM62-18R

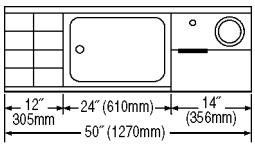

BM50L-18R

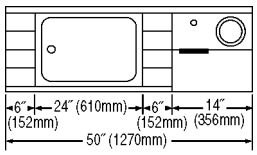

BM50-18R

Blender Modules… – see spec sheet EG40.05 NSF

15-amp, 120-volt receptacle supplied for field wiring. Choose between left- (**L**) or right-hand (**R**) models.

…with 10˝ x 14˝ x 9.5˝ (254 x 356 x 241mm) Sink

width x length in.	mm	weight lbs.	kg	cubic feet	model #	list
19˝ x 24˝	483 x 610	40	18.1	7.7	BD24-18R	1421
19˝ x 24˝	483 x 610	40	18.1	7.7	BD24-18L	1421

…with 15.5˝ x 19.75˝ x 8˝ (394 x 502 x 203mm) Ice Chest

width x length in.	mm	weight lbs.	kg	cubic feet	model #	list
19˝ x 36˝	483 x 914	67	30.4	10.9	BM3-18R	1564
19˝ x 36˝	483 x 914	67	30.4	10.9	BM3-18R-7 *	3351
19˝ x 36˝	483 x 914	67	30.4	10.9	BM3-18L	1564
19˝ x 36˝	483 x 914	67	30.4	10.9	BM3-18L-7 *	3351
19˝ x 50˝	483 x 1270	90	40.8	16.1	BM50-18R **	2120
19˝ x 50˝	483 x 1270	90	40.8	16.1	BM50-18R-7 *	3908
19˝ x 50˝	483 x 1270	90	40.8	16.1	BM50-18L **	2120
19˝ x 50˝	483 x 1270	90	40.8	16.1	BM50-18L-7 *	3908
19˝ x 50˝	483 x 1270	90	40.8	16.1	BM50L-18R **	2120
19˝ x 50˝	483 x 1270	90	40.8	16.1	BM50L-18R-7 ***	3908
19˝ x 50˝	483 x 1270	90	40.8	16.1	BM50R-18L **	2120
19˝ x 50˝	483 x 1270	90	40.8	16.1	BM50R-18L-7 ***	3908
19˝ x 62˝	483 x 1575	110	49.9	19.3	BM62-18R **	2786
19˝ x 62˝	483 x 1575	110	49.9	19.3	BM62-18R-7 ***	4001
19˝ x 62˝	483 x 1575	110	49.9	19.3	BM62-18L **	2786
19˝ x 62˝	483 x 1575	110	49.9	19.3	BM62-18L-7 ***	4001

* includes 7-circuit post-mix cold plate and 6 legs
** includes 6 legs
*** includes 7-circuit post-mix cold plate and 8 legs

model #FBGR24-18

model #GR24-18

1800 Series glass rack storage units

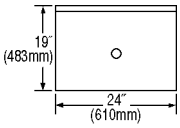

FBGR24-18
WBGR24-18
and GR24-18

Glass Rack Storage Units… — see spec sheet EG40.00

Sized to accept nominal 20˝ x 20˝ (508 x 508mm) glass racks.

width x length in.	mm	cu ft	…with Flatboard Top weight lbs.	kg	model #	list	…with Recessed Worktop weight lbs.	kg	model #	list	…with Open Top weight lbs.	kg	model #	list
19˝ x 24˝	483 x 610	7.7	36	16.3	FBGR24-18	1188	36	16.3	WBGR24-18	1279	27	12.2	GR24-18	940

1800 Series workboard

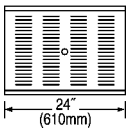

WB2-18

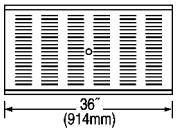

WB3-18

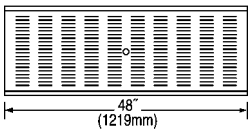

WB4-18

Workboards — see spec sheet EG40.06 NSF

Features embossed drain surface for ease of draining.

width x length in.	mm	weight lbs.	kg	cubic feet	model #	list
19˝ x 24˝	483 x 610	26	11.8	7.7	WB2-18	684
19˝ x 36˝	483 x 914	55	25.0	10.9	WB3-18	871
19˝ x 48˝	483 x 1219	58	26.3	14.1	WB4-18	1072

1800 Series liquor display

1800 Series lower-tier liquor display

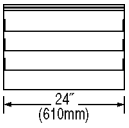

LD24-18 and LLD24-18

NEW for 2008

Liquor Display Unit — see spec sheet EG40.01

Features nominal 4⅜˝ (111mm)-wide steps.

width x length in.	mm	weight lbs.	kg	cubic feet	model #	list
19˝ x 24˝	483 x 610	46	20.9	7.7	LD24-18	1038

Lower-Tier Liquor Display Unit NSF

Steps are lower for more underbar clearance.

width x length in.	mm	weight lbs.	kg	cubic feet	model #	list
19˝ x 24˝	483 x 610	46	20.9	7.7	LLD24-18	1101

100 Industrial Boulevard, Clayton, DE 19938-8903 U.S.A.
Phone: 800-441-8440 or 302-653-3000. Fax: 302-653-2065
http://www.eaglegrp.com

EAGLE GROUP
Profit from the Eagle Advantage®

2200 Series Underbar Sinks — see spec sheet EG40.14 NSF

Features include new bullnose front edge; 10˝ x 14˝ x 10˝ (254 x 356 x 254mm) bowls; 1 ½˝ (38mm) drains with standpipes, 4˝ (102mm) rear deck; and deck mount faucets (four bowls will receive two faucets). Front-to-back is 23˝ (584mm). A vailable in a variety of sizes as shown below. **Freight class is 150.0**.

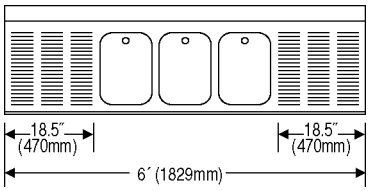

B6C-22 dimensions

model #B6C-22
2200 Series underbar

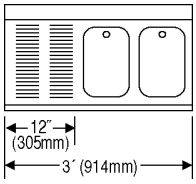

B3L-2-22

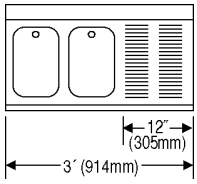

B3R-2-22

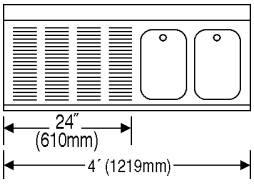

B4L-2-22

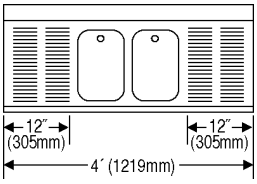

B4C-2-22

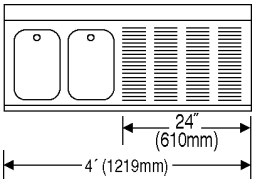

B4R-2-22

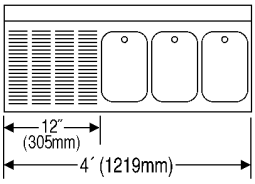

B4L-22

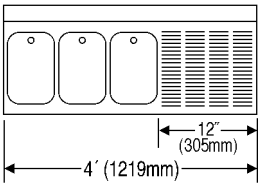

B4R-22

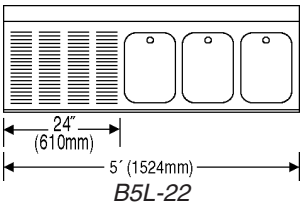

B5L-22

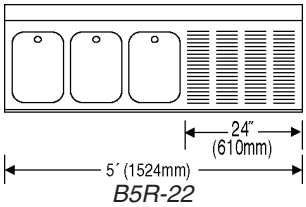

B5R-22

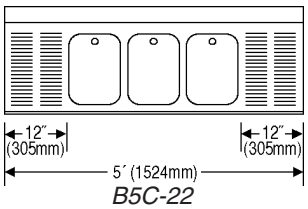

B5C-22

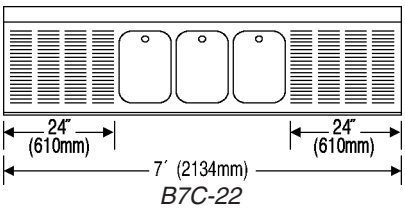

B7C-22

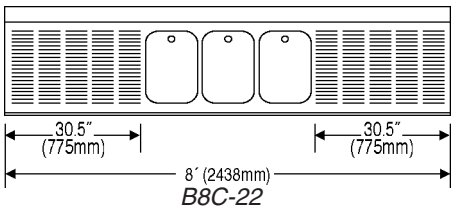

B8C-22

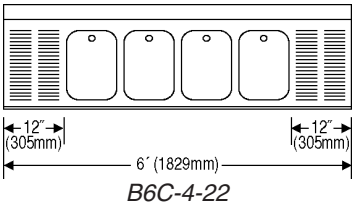

B6C-4-22

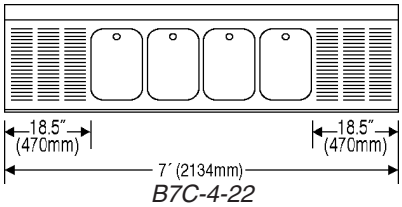

B7C-4-22

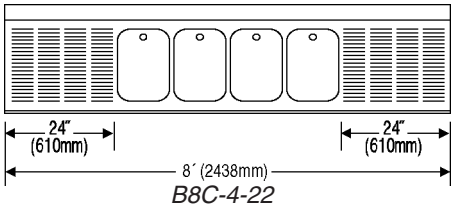

B8C-4-22

weight lbs.	weight kg	cubic feet	model #	list	weight lbs.	weight kg	cubic feet	model #	list
70	31.8	11.9	B3L-2-22	1340	78	35.4	20.3	B5R-22	1595
70	31.8	11.9	B3R-2-22	1340	78	35.4	20.3	B5C-22	1595
76	34.5	16.5	B4C-2-22	1378	93	42.2	24.0	B6C-22	1679
76	34.5	16.5	B4L-2-22	1378	100	45.4	27.8	B7C-22	1867
76	34.5	16.5	B4R-2-22	1378	118	53.5	31.5	B8C-22	2049
70	31.8	20.3	B4L-22	1528	100	45.4	24.0	B6C-4-22	1976
70	31.8	20.3	B4R-22	1528	113	51.3	27.8	B7C-4-22	2112
78	35.4	20.3	B5L-22	1595	123	55.8	31.5	B8C-4-22	2287

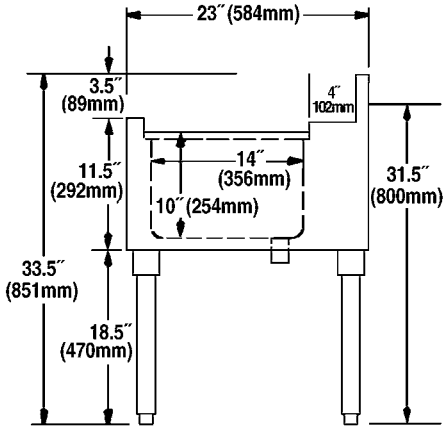

side view dimensions

Leg & Faucet Upgrade

Consists of stainless steel legs and T&S faucet (# 313299). Easy to order .
Example: B4L-22-**LF**

description	model #	list
for units requiring 4 stainless steel legs and 1 faucet	add suffix **"-LF"**	692
for units requiring 4 stainless steel legs and 2 faucets	add suffix **"-LF"**	1226
stainless steel legs	add suffix **"-SL"**	158 per unit

CATALOG SECTION 40

2200 Series Combination Units — see spec sheet EG40.15 NSF

Features include new bullnose front edge; 10˝ x 14˝ x 10˝ (254 x 356 x 254mm) bowls; 1 ½˝ (38mm) drains with standpipes; ice bins, speed rail, and faucets (4-bowl units will receive two faucets). Front-to-back is 23˝ (584mm). Ice bins are 15 ½˝ x 19¾˝ x 8˝ (394 x 502 x 203mm) and are located on left, right, or both sides. Offered with 3-compartment or 4-compartment sinks. A vailable in a variety of sizes as shown. **Freight class is 110.0**.

model #BC8C-22R
2200 Series combination unit

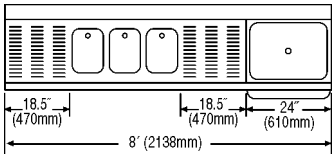

BC8C-22R dimensions

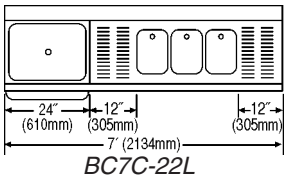

BC7C-22L

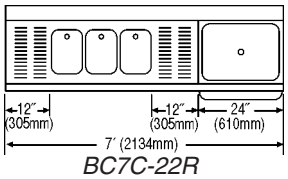

BC7C-22R

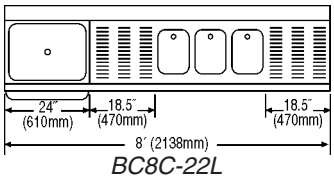

BC8C-22L

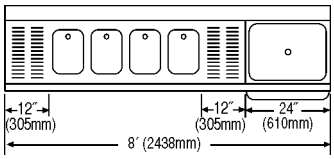

BC8-4C-22R

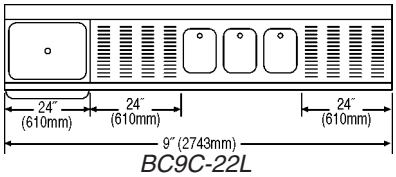

BC9C-22L

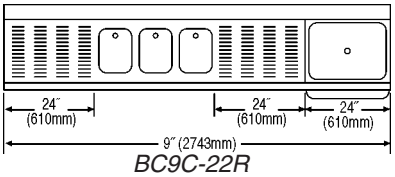

BC9C-22R

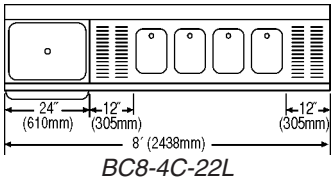

BC8-4C-22L

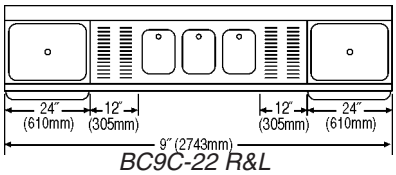

BC9C-22 R&L

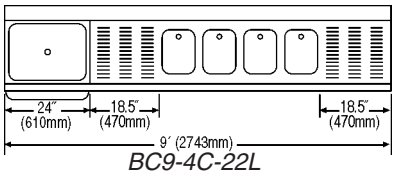

BC9-4C-22L

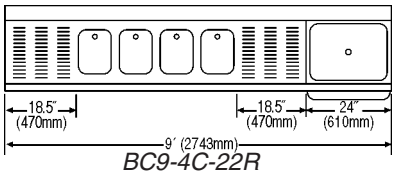

BC9-4C-22R

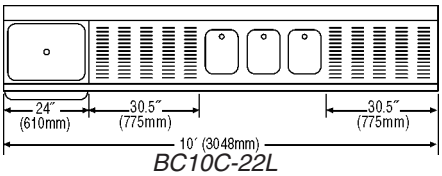

BC10C-22L

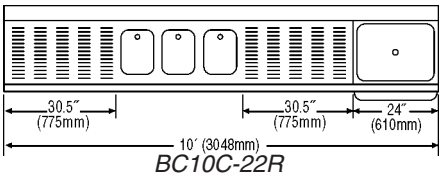

BC10C-22R

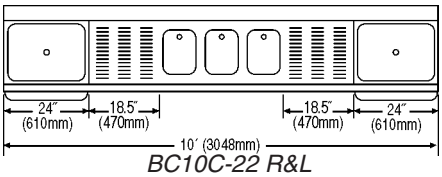

BC10C-22 R&L

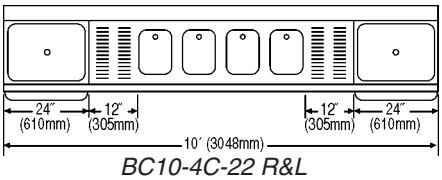

BC10-4C-22 R&L

weight lbs.	weight kg	cubic feet	model #	list	weight lbs.	weight kg	cubic feet	model #	list
121	54.9	27.8	BC7C-22R	2414	208	94.3	35.3	BC9C-22 R&L	3307
121	54.9	27.8	BC7C-22L	2414	215	97.5	35.3	BC9-4C-22R	2975
132	59.9	31.5	BC8C-22R	2496	215	97.5	35.3	BC9-4C-22L	2975
132	59.9	31.5	BC8C-22L	2496	211	95.7	39.0	BC10C-22R	2916
205	93.0	31.5	BC8-4C-22R	2854	211	95.7	39.0	BC10C-22L	2916
205	93.0	31.5	BC8-4C-22L	2854	211	95.7	39.0	BC10C-22 R&L	3395
177	80.3	35.3	BC9C-22R	2735	235	106.6	39.0	BC10-4C-22 R&L	3702
177	80.3	35.3	BC9C-22L	2735					

Leg & Faucet Upgrade

Consists of stainless steel legs and T&S faucet (#313299). Easy to order .
Example: BC8C-22L**-LF**

description	model #	list
for units requiring 6 stainless steel legs and 1 faucet	add suffix **"-LF"**	771
for units requiring 8 stainless steel legs and 1 faucet	add suffix **"-LF"**	850
for units requiring 6 stainless steel legs and 2 faucet	add suffix **"-LF"**	1305
for units requiring 8 stainless steel legs and 2 faucet	add suffix **"-LF"**	1384

Optional Components for Combination Units

description	model #	list
6 stainless steel legs	add suffix **"-SL"**	237 per unit
8 stainless steel legs (for models with suffix "R&L")	add suffix **"-SL"**	316 per unit
sealed-in post-mix cold plate, 7-circuit (on "R&L" models, 2 are required)	add suffix **"-7"**	1348

100 Industrial Boulevard, Clayton, DE 19938-8903 U.S.A.
Phone: 800-441-8440 or 302-653-3000. Fax: 302-653-2065
http://www.eaglegrp.com

EAGLE GROUP
Profit from the Eagle Advantage®

2200 Series Service Units (NSF)

All units are modular, providing for custom configuration using standard components. Features include new bullnose front edge and fabricated ice bins. Front-to-back is 23˝ (584mm). **Freight class is 110.0**.

Optional stainless steel leg assemblies available. T o order, add $158 per unit ($237 per unit for models requiring six legs) and suffix **"-SL"**. Example: CWS5-22R**-SL**

Cocktail Units – see spec sheet EG40.09

Features insulated ice bins with 5˝ (127mm) backsplash and 6- or 8-bottle capacity.

width x length in.	mm	weight lbs.	kg	ice bin depth in.	mm	cu ft	model #	list
23˝ x 24˝	584 x 610	59	26.8	8˝	203	9.1	B2CT-22	942
		97	44.0	8˝	203	9.1	B2CT-22-7*	2107
23˝ x 36˝	584 x 914	71	32.2	8˝	203	12.8	B3CT-22▼	1138
		101	45.8	8˝	203	12.8	B3CT-22-7▼*	2353
23˝ x 40˝	584 x 1016	105	47.6	13¾˝	349	14.1	B40CT-22▼	1798
		135	61.2	13¾˝	349	14.1	B40CT-22-7▼*	3810

▼ includes stainless steel sliding cover;
* includes 7-circuit post-mix cold plate

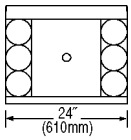

B2CT-22

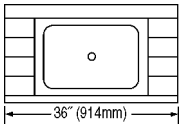

B3CT-22

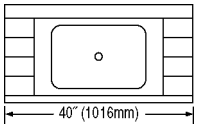

B40CT-22

B2CT-22
2200 Series cocktail unit

Cocktail Workstations – see spec sheet EG40.10

24˝ (610mm) ice bins can be located on left (**L**) or right (**R**) side. Single speed rail included.

width x length in.	mm	weight lbs.	kg	ice bin depth in.	mm	cu ft	model #	list
23˝ x 48˝	584 x 1219	65	29.5	8˝	203	16.5	CWS4-22R	1439
23˝ x 48˝	584 x 1219	95	43.1	8˝	203	16.5	CWS4-22R-7*	2654
23˝ x 48˝	584 x 1219	65	29.5	8˝	203	16.5	CWS4-22L	1439
23˝ x 48˝	584 x 1219	95	43.1	8˝	203	16.5	CWS4-22L-7 *	2654
23˝ x 60˝	584 x 1524	75	34.0	8˝	203	20.3	CWS5-22R	1639
23˝ x 60˝	584 x 1524	105	47.6	8˝	203	20.3	CWS5-22R-7*	3285
23˝ x 60˝	584 x 1524	75	34.0	8˝	203	20.3	CWS5-22L	1639
23˝ x 60˝	584 x 1524	105	47.6	8˝	203	20.3	CWS5-22L-7 *	3285

* includes 7-circuit post-mix cold plate and 6 legs

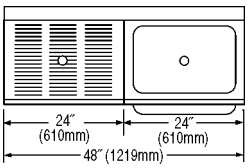

CWS4-22R

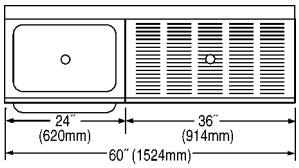

CWS5-22L

CWS4-22L
2200 Series cocktail workstation

Ice Chests – see spec sheet EG40.11

All models feature stainless steel sliding cover and are insulated. Ice bins are fabricated.
7-circuit post-mix cold plate available for units 24˝ (610mm) and longer. Nominal 36 lbs. (16.3 kg). To order, add $1348 to list price and suffix **"-7"** to model number. Example: B36IC-22**-7**.
Optional stainless steel leg assemblies available. To order, add $158 per unit and suffix " **-SL**". Example: B30IC-22**-SL**

width x length in.	mm	weight lbs.	kg	ice bin depth in.	mm	ice capacity lbs.	kg	cu ft	model #	list
23˝ x 12˝	584 x 305	28	12.7	8˝	203	25	11.3	3.9	B12IC-22	928
				12˝	305	37	16.8	3.9	B12IC-12D-22	1086
				16˝	406	49	22.2	3.9	B12IC-16D-22	1337
23˝ x 18˝	584 x 457	42	19.1	8˝	203	44	20.0	5.8	B18IC-22	1066
				12˝	305	65	29.5	5.8	B18IC-12D-22	1245
				16˝	406	87	39.5	5.8	B18IC-16D-22	1532
23˝ x 24˝	584 x 610	59	26.8	8˝	203	63	28.6	7.8	B2IC-22	1207
				12˝	305	94	42.6	7.8	B2IC-12D-22	1411
				16˝	406	125	56.7	7.8	B2IC-16D-22	1734
23˝ x 28˝	584 x 711	70	21.8	13¾˝	349	150	68.0	11.0	B28IC-22	1132
23˝ x 30˝	584 x 762	62	28.1	8˝	203	82	37.2	9.5	B30IC-22	1343
				12˝	305	123	55.8	9.5	B30IC-12D-22	1573
				16˝	406	163	73.9	9.5	B30IC-16D-22	1934
23˝ x 36˝	584 x 914	71	32.2	8˝	203	101	45.8	11.0	B36IC-22	1483
				12˝	305	151	68.5	11.0	B36IC-12D-22	1735
				16˝	406	201	91.2	11.0	B36IC-16D-22	2135
23˝ x 42˝	584 x 1067	97	44.0	8˝	203	120	54.4	13.6	B42IC-22	1623
				12˝	305	180	81.6	13.6	B42IC-12D-22	1899
				16˝	406	239	108.4	13.6	B42IC-16D-22	2335
23˝ x 48˝	584 x 1219	111	50.3	8˝	203	139	63.1	15.5	B48IC-22	1759
				12˝	305	208	94.3	15.5	B48IC-12D-22	2058
				16˝	406	278	126.1	15.5	B48IC-16D-22	2663

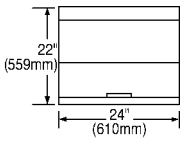

B2IC-22
(shown with sliding cover)

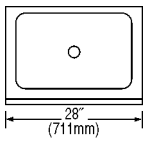

B28IC-22

B28IC-22
2200 Series
ice chest

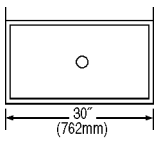

B30IC-22

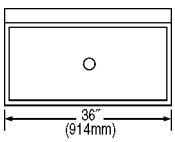

B36IC-22

CATALOG SECTION 40

2200 Series Service Units

Like the 1800 Series, these units also are modular , providing for custom configuration using standard components, and feature stainless steel construction and new bullnose front edge. Front-to-back is 23˝ (584mm). **Freight class is 110.0**.

Optional stainless steel legs available. T o order, add $158 per unit ($237 per unit for models requiring six legs; $316 per unit for models requiring eight legs) and suffix " **-SL**". Example: BM50L-22R-**SL**

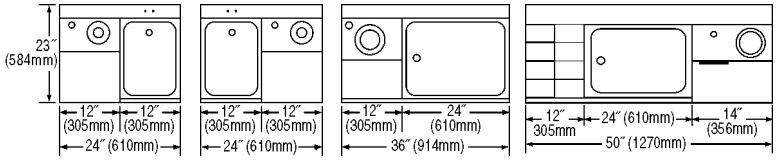

BD24-22L BD24-22R BM3-22L BM50L-22R

2200 Series blender modules

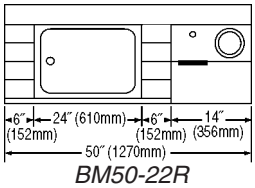

BM50-22R

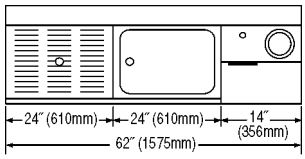

BM62-22R

Blender Modules… – see spec sheet EG40.12 NSF

15-amp, 120-volt GFCI receptacle supplied for field wiring. Choose between left- (**L**) or right-hand (**R**) models.

…with 10˝ x 14˝ x 9.5˝ (254 x 356 x 241mm) Sink

width x length in.	mm	weight lbs.	kg	cubic feet	model #	list
23˝ x 24˝	584 x 610	44	20.0	9.1	BD24-22R	1632
23˝ x 24˝	584 x 610	44	20.0	9.1	BD24-22L	1632

…with 15.5˝ x 19.75˝ x 8˝ (394 x 502 x 203mm) Ice Chest

width x length in.	mm	weight lbs.	kg	cubic feet	model #	list
23˝ x 36˝	584 x 914	69	31.3	12.8	BM3-22R	1752
23˝ x 36˝	584 x 914	99	44.9	12.8	BM3-22R-7 *	3666
23˝ x 36˝	584 x 914	69	31.3	12.8	BM3-22L	1752
23˝ x 36˝	584 x 914	99	44.9	12.8	BM3-22L-7 *	3666
23˝ x 50˝	584 x 1270	96	43.6	18.5	BM50-22R **	2443
23˝ x 50˝	584 x 1270	126	57.2	18.5	BM50-22R-7 *	4023
23˝ x 50˝	584 x 1270	96	43.6	18.5	BM50-22L **	2443
23˝ x 50˝	584 x 1270	126	57.2	18.5	BM50-22L-7*	4023
23˝ x 50˝	584 x 1270	96	43.6	18.5	BM50L-22R **	2443
23˝ x 50˝	584 x 1270	126	57.2	18.5	BM50L-22R-7 ***	4023
23˝ x 50˝	584 x 1270	96	43.6	18.5	BM50R-22L **	2443
23˝ x 50˝	584 x 1270	126	57.2	18.5	BM50R-22L-7 ***	4023
23˝ x 62˝	584 x 1575	110	49.9	22.3	BM62-22R **	2963
23˝ x 62˝	584 x 1575	146	66.2	22.3	BM62-22R-7 ***	4178
23˝ x 62˝	584 x 1575	110	49.9	22.3	BM62-22L **	2963
23˝ x 62˝	584 x 1575	146	66.2	22.3	BM62-22L-7 ***	4178

* includes 7-circuit post-mix cold plate and 6 legs
** includes 6 legs
*** includes 7-circuit post-mix cold plate and 8 legs

model #FBGR24-22

model #GR24-22

2200 Series glass rack storage units

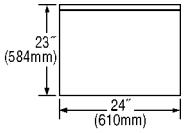

FBGR24-22 WBGR24-22 and GR24-22

Glass Rack Storage Units… – see spec sheet EG40.21

Sized to accept nominal 20˝ x 20˝ (508 x 508mm) glass racks.

width x length in.	mm	cu ft	…with Flatboard Top weight lbs.	kg	model #	list	…with Recessed Worktop weight lbs.	kg	model #	list	…with Open Top weight lbs.	kg	model #	list
23˝ x 24˝	584 x 610	9.1	37	16.8	FBGR24-22	1188	37	16.8	WBGR24-22	1279	28	12.7	GR24-22	940

2200 Series workboard

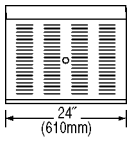

WB2-22

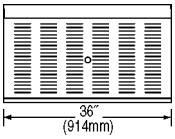

WB3-22

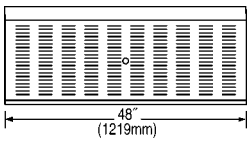

WB4-22

Work Boards – see spec sheet EG40.13 NSF

Features embossed drain surface for ease of draining.

width x length in.	mm	weight lbs.	kg	cubic feet	model #	list
23˝ x 24˝	584 x 610	27	12.2	9.1	WB2-22	728
23˝ x 36˝	584 x 914	56	25.4	12.8	WB3-22	922
23˝ x 48˝	584 x 1219	58	26.3	14.1	WB4-22	1138

Liquor Display Unit – see spec sheet EG40.22

Features nominal 4˝ (102mm)-wide steps.

width x length in.	mm	weight lbs.	kg	cubic feet	model #	list
23˝ x 24˝	584 x 610	48	21.8	9.1	LD24-22	1098

2200 Series liquor display unit

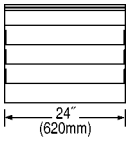

LD24-22 and LLD24-22

NEW IN 2008

Lower-Tier Liquor Display Unit NSF

Steps are lower for more underbar clearance.

width x length in.	mm	weight lbs.	kg	cubic feet	model #	list
23˝ x 24˝	584 x 610	48	21.8	7.7	LLD24-22	1203

100 Industrial Boulevard, Clayton, DE 19938-8903 U.S.A.
Phone: 800-441-8440 or 302-653-3000. Fax: 302-653-2065
http://www.eaglegrp.com

EAGLE GROUP
Profit from the Eagle Advantage®

Modular Add-On Service Units

Units feature predrilled mounting holes, 120-volt 20-amp GFCI duplex receptacle, standard faucets, basket drain, and tubular legs. **Freight class is 110.0**.

Model numbers with suffix **"-18"** indicate modular add-ons that fit 1800 series units. Model numbers with suffix **"-22"** indicate modular add-ons that fit 2200 series units.

Optional stainless steel legs available. To order, add $79 and suffix "**-SL**". Example: MA1-22-**SL**

hand sink *single step-down unit*

Hand Sinks — see spec sheet EG40.59

description	width x length in.	mm	weight lbs.	kg	cu ft	model #	list
hand sink	19″ x 12″	483 x 305	26	11.8	6.4	MA2-18*	614
	23″ x 12″	584 x 305	34	15.4	6.4	MA2-22*	660

* 120V 20A GFCI duplex receptacle not available on these models.

liquid waste step-down unit *double step-down unit* *sink step-down unit*

Stepdown Units — see spec sheet EG40.60

description	width x length in.	mm	weight lbs.	kg	cu ft	model #	list
single step-down units	19″ x 12″	483 x 305	15	6.8	6.4	MA1-18	516
	23″ x 12″	584 x 305	16	7.3	6.4	MA1-22	547
liquid waste step-down units	19″ x 12″	483 x 305	17	7.7	6.4	MA4-18	640
	23″ x 12″	584 x 305	21	9.5	6.4	MA4-22	677
double step-down units	19″ x 18″	483 x 457	20	9.0	3.3	MA6-18	485
	23″ x 18″	584 x 457	22	10.1	3.5	MA6-22	515
sink, step-down units	19″ x 18″	483 x 457	35	15.9	3.3	MA7-18	797
	23″ x 18″	584 x 457	37	16.8	3.5	MA7-22	821

Fillers, Storage Units, and Workboards — see spec sheet EG40.61

description	width x length in.	mm	weight lbs.	kg	cu ft	model #	list
fillers with tube chase	19″ x 6″	483 x 152	18	8.2	4.2	TCS6-18	520
	23″ x 6″	584 x 152	20	9.0	5.6	TCS6-22	548
bottle storage units	19″ x 12″	483 x 305	17	7.7	6.4	MA5-18*	540
	23″ x 12″	584 x 305	21	9.5	6.4	MA5-22*	571
insulated bottle storage units	19″ x 12″	483 x 305	32	14.5	6.4	MA5I-18	762
	23″ x 12″	584 x 305	37	16.8	6.4	MA5I-22	816
storage base units (slides underneath underbar)	18½″ x 12″	445 x 305	26	11.8	6.4	MAB12-18	602
	22½″ x 12″	572 x 305	30	13.6	6.4	MAB12-22	650
	18½″ x 18″	445 x 457	37	16.8	6.4	MAB18-18	698
	22½″ x 18″	572 x 457	41	18.6	6.4	MAB18-22	754
workboards	19″ x 12″	483 x 305	21	9.5	6.4	MAWB12-18	430
	23″ x 12″	584 x 305	22	10.0	6.4	MAWB12-22	461

* 120V 20A GFCI duplex receptacle not available on these models.

filler with tube chase *bottle storage unit* *storage base unit* *workboard*

Modular Angle Fillers — see spec sheets EG40.57 and EG40.58

Joins two 1800 or 2200 units by the corners. Front and rear fillers available in angles of 30°, 45°, 60°, and 90° **Freight class is 100.0**.

description	weight lbs.	kg	cubic feet	FRONT model #	FRONT list	REAR model #	REAR list
30° angle	15	6.8	2.7	MF30-18	597	MR30-18	597
	16	7.3	2.9	MF30-22	620	MR30-22	620
45° angle	16	7.3	2.8	MF45-18	597	MR45-18	597
	17	7.7	3.0	MF45-22	620	MR45-22	620
60° angle	19	8.6	3.2	MF60-18	597	MR60-18	597
	20	9.0	3.5	MF60-22	620	MR60-22	620
90° angle	21	9.5	3.9	MF90-18	597	MR90-18	597
	22	10.0	4.2	MF90-22	620	MR90-22	620

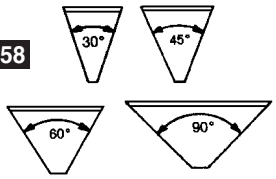

rear filler angles

rear angle filler

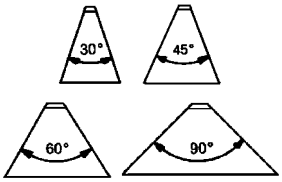

front filler angles

front angle filler

CATALOG SECTION 40

front corner drainboard

rear corner drainboard

Corner Drainboards — see spec sheets EG40.57 and EG40.58

Joins two 1800 or 2200 units by the corners. Corner drainboards provided with one 1⅝″ (41mm) leg. All units have predrilled mounting holes. **Freight class is 100.0**.

weight lbs.	weight kg	cubic feet	FRONT model #	FRONT list	REAR model #	REAR list
37	16.8	3.7	MFC-18	767	MRC-18	767
42	19.1	4.2	MFC-22	767	MRC-22	767

pass thru ice chest

Pass-Thru Ice Chests — see spec sheet EG40.16

For 1800 and 2200 Series. Comes with sliding cover . Features new bullnose front edge. **Freight class is 100.0**.

For optional stainless steel legs, add suffix "**-SL**" and $150 to list price of unit.

width x length in.	width x length mm	weight lbs.	weight kg	cubic feet	model #	list
18″ x 36″	457 x 914	70	31.8	10.0	B18ICPT	1953
		106	48.1	12.8	B18ICPT-7 *	3740
24″ x 36″	610 x 914	85	38.6	13.5	B24ICPT	2054
		121	54.9	13.5	B24ICPT-7 *	3840

* 7-circuit post-mix cold plate included

Accessories/Replacements — see spec sheet EG40.56

single-tier speed rail

double-tier speed rail

Speed Rails

Made for liter-size bottles.

length in.	length mm	number of keyholes	Single-Tier, Keyhole 4 7/16″ (113mm)-wide. weight lbs.	weight kg	cu ft	model #	list	Double-Tier, Keyhole 8⅞″ (225mm)-wide. weight lbs.	weight kg	cu ft	model #	list
24″	610	2	4	1.8	0.5	500778	90	18	8.2	2.1	501883	171
36″	914	3	7	3.2	0.7	500779	114	27	12.2	3.2	501884	228
48″	1219	3	8	3.6	0.9	500780	147	31	14.1	4.2	501885	300
60″	1524	3	10	4.5	1.2	502956	176	36	16.1	5.3	502957	376
72″	1829	3	12	5.4	1.4	501045	207	40	18.1	6.3	501886	451

Optional Hanging Straps for Speed Rails

When ordering, order number of straps per number of holes on speed rail. Not recommended for speed rails over 60″ (1524mm) in length.

model #	list each
300708	16

Standard Faucets

With 4″ (102mm) centers.

#303365 standard faucet for 1800 Series underbar

#300490 standard faucet for 2200 Series underbar

description	model #	list each
standard, splash mount, 4″ (102mm) centers, 10″ (254mm) spout, for 1800 Series	303365	152
standard, deck mount, 4″ (102mm) centers, 12″ (305mm) spout, for 2200 Series	300490	152

Faucet Repair Kit

Fits faucets #303365 and 300490.

description	model #	list each
includes two stems, two seats, two handles, bonnet nuts & washers	303975	86

#313302 T&S faucet for 1800 Series underbar

#313299 T&S faucet for 2200 Series underbar

T&S Faucets

With 4″ (102mm) centers.

description	model #	list each
T&S, splash mount, 4″ (102mm) centers, 10″ (254mm) spout, for 1800 Series	313302	515
T&S, deck mount, 4″ (102mm) centers, 12″ (305mm) spout, for 2200 Series	313299	534

100 Industrial Boulevard, Clayton, DE 19938-8903 U.S.A.
Phone: 800-441-8440 or 302-653-3000. Fax: 302-653-2065
http://www.eaglegrp.com

EAGLE GROUP
Profit from the Eagle Advantage®

Accessories/Replacements — see spec sheet EG40.56

Sliding Cover Kits

For 1800 and 2200 Series Ice Chests. Type 304 stainless steel.

description	model #	list
for 12″ (305mm) long ice chests	SC-18/22-12	98
for 24″ (610mm) long ice chests	SC-18/22-24	132
for 28″ (711mm) long ice chests	SC-18/22-28	134
for 30″ (762mm) long ice chests	SC-18/22-30	149
for 36″ (914mm) long ice chests	SC-18/22-36	178



Drains

description	model #	list each
1½″ (38mm) drain only, for underbar sinks	300886	11
1½″ (38mm) overflow pipes only	300887	22
mini crumb cup	300966	5
PVC tail piece for ice chest drains	350037*	8
lock nut for 1½″ (38mm) drains	300889	3
½″ x 4″ (13 x 102mm) nipple drain for 7-circuit post-mix cold plate	312007	5

* #350037 does not work with 7-circuit post-mix cold plate

drain

overflow pipe

mini crumb cup

P-Trap

description	model #	list
nickel-plated	300789	79

P-trap

Miscellaneous

description	model #	list each
Lexan® ice cover for 2200 Series ice chest B28IC	700001	353
cocktail rack; 15⅜″ x 19¾″ (391 x 502mm) bowl	300325	129
bottle holder—plastic, single	300491	34
bottle holder tray—holds 4 bottles	300805	63
bottle opener	300713	54
cap catcher	300819	54

bottle opener

bottle holder

bottle holder tray

cap catcher

Custom options and accessories for Underbar Equipment can be found on page 268.

NEW IN 2008

Eagle's Modular Bar Die now available for 1800 Series and 2200 Series underbar equipment.

(See page 218 for Spec-Bar 2000® Modular Bar Dies.)

front view—
shown with wood millwork finish



rear view—
shown with 1800 series
underbar equipment

- ***Designed specifically for 1800 and 2200 series underbar equipment to be mounted to and supported by the bar die.***
- The purpose of the die is to eliminate underbar legs (Pedestal Style) and to enclose and hide soda, beer, electrical and plumbing lines in a chase incorporated into the unit.
- The chase serves as a wall or front of the bar which can be covered by removable panels that provide easy access to the chase for future modifications and maintenance.
- Available in Flat Wall Style (pictured) and Pedestal Style.
- Panels can be covered in a decorative laminate, an elegant wood millwork finish or a stunning stainless steel finish.
- Add decorative brass or chrome rails and fittings to match any decor.

100 Industrial Boulevard, Clayton, DE 19938-8903 U.S.A.
Phone: 800-441-8440 or 302-653-3000. Fax: 302-653-2065
http://www.eaglegrp.com

EAGLE GROUP
Profit from the Eagle Advantage®

Spec-Bar 2000®
Modular Underbar Equipment

You can have it all – the convenience of one-stop-shopping for all your equipment needs, design assistance through Eagle's SpecFAB® division, and the elegance of brass, hardwoods, Corian® and stylish laminates. All this is yours, with the assurance of impeccable quality and workmanship.

EAGLE Advantages Include:

- Stainless steel construction.
- Decorative solid brass and chrome rails and fittings available.
- Classic Corian® design (optional) lends natural tones and rich textures to your unit.
- Laminates available are in the hundreds, making the possibilities virtually endless.
- The solid elegance of walnut, oak, cherry, maple, red oak, and mahogany bar panels makes your Spec-Bar 2000® blend in to any decor.

Step Up To The Bar…



CATALOG SECTION 40

Spec-Bar 2000® Modular Underbar Equipment

The most flexible design in stainless steel underbar equipment that allows you to customize your specifications with simple modular design for easy installation.

Ice Chests

Body and crossbracing made of type 304 stainless steel. Features include 10½″ (267mm)-deep ice bin with foamed-in-place insulation, removable stainless steel cover, stainless steel adjustable bullet feet, and non-metallic breaker strip to prevent heat transfer to ice bin. **Freight class is 110.0**.

Optional post-mix cold plates available. To order 8-circuit post-mix cold plate, add $1738 to list price (to fit all models, except other wise noted) and add suffix **"-8"** to model number. To order 2-circuit post-mix cold plate, add $990 to list price (to fit all models, except other wise noted) and add suffix **"-2"** to model number. Example: B24IC-19**-8**.

Spec-Bar 2000® ice chest

Standard Ice Chests – see spec sheet EG40.17 NSF

Extra deep ice chests available. 14 ½″ (368mm) deep. To order, add $201 to list price and replace "**IC-**" in model number with "**ICD-**". Example: B48**ICD-**19. Note: Sliding covers included.

width x length in.	width x length mm	weight lbs.	weight kg	cubic feet	capacity lbs.	capacity kg	model #	list
19″ x 12″	483 x 305	30	13.6	5.3	34	15.2	B12IC-19 *	967
19″ x 18″	483 x 457	37	16.8	7.3	50	22.8	B18IC-19 *	1116
19″ x 24″	483 x 610	50	22.7	9.3	67	30.4	B24IC-19	1265
19″ x 30″	483 x 762	70	31.8	11.3	84	38.0	B30IC-19	1413
19″ x 36″	483 x 914	80	36.3	13.3	101	45.6	B36IC-19	1560
19″ x 42″	483 x 1067	90	40.8	15.3	117	53.2	B42IC-19	1710
19″ x 48″	483 x 1219	100	45.4	17.3	134	30.7	B48IC-19	1858
24″ x 12″	610 x 305	35	15.9	6.5	43	19.3	B12IC-24 *	1110
24″ x 18″	610 x 457	40	18.1	8.9	64	28.9	B18IC-24 **	1272
24″ x 24″	610 x 610	60	27.2	11.2	85	38.5	B24IC-24	1436
24″ x 30″	610 x 762	75	34.0	13.8	106	48.2	B30IC-24	1598
24″ x 36″	610 x 914	85	36.3	16.2	127	57.8	B36IC-24	1762
24″ x 42″	610 x 1067	90	40.8	18.6	149	67.4	B42IC-24	1924
24″ x 48″	610 x 1219	100	45.4	21.1	170	77.7	B48IC-24	2089

* There are no optional cold plates available for these models.
** For B18IC-24, only an optional 2-circuit post-mix cold plate is available.

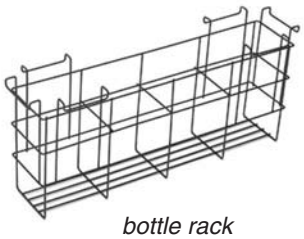

bottle rack with 4-bottle capacity

Bottle Racks for Standard Ice Chests – see spec sheet EG40.23 NSF

Consists of one or two 3-bottle or 4-bottle configured vinyl-coated wire racks. Divider walls are 20 gauge type 304 stainless steel.

width in.	width mm	weight lbs.	weight kg	cubic feet	bottle capacity	model #	list
19″	483	2	0.9	0.6	3	BR3-19	122
19″	483	4	1.8	1.0	6	BR6-12-19	207
19″	483	6	1.8	1.0	6	BR6-18-19	207
19″	483	8	1.8	1.0	6	BR6-24-19	207
19″	483	10	1.8	1.0	6	BR6-30-19	207
19″	483	12	1.8	1.0	6	BR6-36-19	207
19″	483	14	1.8	1.0	6	BR6-42-19	207
19″	483	16	1.8	1.0	6	BR6-48-19	207
24″	610	2	0.9	0.7	4	BR4-24	143
24″	610	4	1.8	1.0	8	BR8-12-24	239
24″	610	6	1.8	1.0	8	BR8-18-24	239
24″	610	8	1.8	1.0	8	BR8-24-24	239
24″	610	10	1.8	1.0	8	BR8-30-24	239
24″	610	12	1.8	1.0	8	BR8-36-24	239
24″	610	14	1.8	1.0	8	BR8-42-24	239
24″	610	16	1.8	1.0	8	BR8-48-24	239

100 Industrial Boulevard, Clayton, DE 19938-8903 U.S.A.
Phone: 800-441-8440 or 302-653-3000. Fax: 302-653-2065
http://www.eaglegrp.com

EAGLE GROUP
Profit from the Eagle Advantage®

CATALOG SECTION 40

Spec-Bar 2000® Modular Underbar Equipment

Ice Chests

Body and crossbracing made of type 304 stainless steel. Features include 10 ½″ (267mm)-deep ice bin with foamed-in-place insulation, removable stainless steel cover , stainless steel adjustable bullet feet, and non-metallic breaker strip to prevent heat transfer to ice bin. **Freight class is 110.0.**

Optional post-mix cold plates available. To order 8-circuit post-mix cold plate, add $1738 to list price (to fit all models, except otherwise noted) and add suffix **"-8"** to model number. To order 2-circuit post-mix cold plate, add $990 to list price (to fit all models, except other wise noted) and add suffix **"-2"** to model number. Example: BCT36R-19-**2**.

Combination Ice Chests… – see spec sheet EG40.19 NSF

Features include bottle compartment and ice bin, each with separate insulation and drains. Rectangle openings provided in backsplash for tubing. Units available with bottle rack on left or right or both sides.

Extra deep ice chests available. 14½″ (368mm) deep. To order, add $201 to list price and replace "-" in model number with "**D-**". Example: BCT48R**D-**24.

…with Bottle Rack on One Side

overall width x length in.	mm	ice bin width x length in.	mm	weight lbs.	kg	cu ft	ice capacity lbs.	kg	BOTTLE RACK ON LEFT model #	list	BOTTLE RACK ON RIGHT model #	list
19″ x 24″	483 x 610	15″ x 11″	381 x 279	44	20.0	9.3	40	18.1	BCT24L-19 *	1766	BCT24R-19 *	1766
19″ x 30″	483 x 762	15″ x 17″	381 x 432	67	30.4	11.3	50	22.8	BCT30L-19 *	1917	BCT30R-19 *	1917
19″ x 36″	483 x 914	15″ x 23″	381 x 584	80	36.3	13.3	67	30.4	BCT36L-19	2065	BCT36R-19	2065
19″ x 42″	483 x 1067	15″ x 29″	381 x 737	93	42.2	15.3	84	38.0	BCT42L-19	2214	BCT42R-19	2214
19″ x 48″	483 x 1219	15″ x 35″	381 x 889	106	48.1	17.3	100	45.6	BCT48L-19	2371	BCT48R-19	2371
24″ x 30″	610 x 762	20″ x 17″	508 x 432	72	32.7	13.8	64	28.9	BCT30L-24 *	2200	BCT30R-24 *	2200
24″ x 36″	610 x 914	20″ x 23″	508 x 584	85	38.6	15.8	85	38.5	BCT36L-24	2363	BCT36R-24	2363
24″ x 42″	610 x 1067	20″ x 29″	508 x 737	98	44.5	17.8	106	48.2	BCT42L-24	2526	BCT42R-24	2526
24″ x 48″	610 x 1219	20″ x 35″	508 x 889	111	50.3	19.5	127	54.8	BCT48L-24	2690	BCT48R-24	2690

* There are no optional post-mix cold plates available for these models.

Spec-Bar 2000® combination ice chest

…with Bottle Rack on Both Sides

overall width x length in.	mm	ice bin width x length in.	mm	weight lbs.	kg	cu ft	ice capacity lbs.	kg	model #	list
19″ x 48″	483 x 1219	15″ x 23″	381 x 584	93	42.2	17.3	67	30.4	BCT48-19	2826
19″ x 54″	483 x 1372	15″ x 29″	381 x 737	106	48.1	19.3	84	38.0	BCT54-19	2979
19″ x 60″	483 x 1524	15″ x 35″	381 x 889	119	53.9	21.3	100	45.6	BCT60-19	3127
24″ x 48″	610 x 1219	20″ x 23″	508 x 584	101	45.8	19.8	85	38.5	BCT48-24	3284
24″ x 54″	610 x 1372	20″ x 29″	508 x 737	114	51.7	21.8	106	48.2	BCT54-24	3446
24″ x 60″	610 x 1524	20″ x 35″	508 x 889	127	57.6	23.8	127	54.8	BCT60-24	3611

Spec-Bar 2000® drop-in ice chest

Drop-In Ice Chests – see spec sheet EG40.20 NSF

All stainless steel construction. 10½″ (267mm) depth. Sliding cover included.

overall width x length in.	mm	cut-out dimensions width x length in.	mm	weight lbs.	kg	cubic feet	ice cube capacity lbs.	kg	model #	list
18″ x 24″	457 x 610	16¼″ x 22¼″	413 x 565	65	29.5	3.8	72	32.7	DIC1420	1167
24″ x 18″	610 x 457	22¼″ x 16¼″	565 x 413	65	29.5	3.8	72	32.7	DIC2014	1167
20″ x 30″	508 x 762	18¼″ x 28¼″	464 x 718	80	36.3	5.0	121	54.9	DIC1626	1473
30″ x 20″	762 x 508	28¼″ x 18¼″	718 x 464	80	36.3	5.0	121	54.9	DIC2616	1473

Optional Post-Mix Cold Plates: #DIC1420 and DIC2014 can accept 2-circuit post-mix cold plate only.
#DIC1626 and DIC2616 can accept either 2-circuit or 8-circuit post-mix cold plates.

Spec-Bar 2000® pass-thru ice chest

Pass Thru Ice Chest – see spec sheet EG40.18 NSF

All stainless steel construction. 10½″ (267mm) deep ice bin. Sliding cover included.

overall width x length in.	mm	weight lbs.	kg	cubic feet	capacity lbs.	kg	model #	list
36″ x 24″	914 x 610	100	45.5	15.8	175	79.4	B24PTIC	2157

Optional Post-Mix Cold Plates: #B24PTIC can accept either 2-circuit or 8-circuit post-mix cold plates.

CATALOG SECTION 40

Spec-Bar 2000® Modular Underbar Equipment

Sinks

Spec-Bar 2000® single compartment sinks feature 9¼″ x 11½″ x 6″ (235 x 292 x 152mm) bowls. All units feature T&S faucet and 1 ½″ (38mm) stainless steel I.P .S. threaded drain with nut and washer . Freight class of hand sinks is 85.0. Freight class of wall mounted sinks and wet waste sinks is 150.0.

Spec-Bar 2000® hand sink

Hand Sinks – see spec sheet EG40.34 NSF

8″ (203mm)-high backsplash, sides, front panel or door , and bowl are 20 gauge stainless steel. Leg channels, legs, and crossbracing are 16 gauge stainless steel.

"D" in model number indicates units with front door , soap and paper towel dispensers, and splash mount faucet.

width x length in.	mm	weight lbs.	kg	cu ft	description	model #	list
19″ x 12″	483 x 305	30	13.6	5.3	w/front panel and deck-mount faucet	HS12-19	1187
19″ x 18″	483 x 457	35	15.9	8.0	w/front panel and deck-mount faucet	HS18-19	1262
19″ x 18″	483 x 457	45	20.4	8.0	w/front door, soap & towel disp., splash-mt faucet	HSD18-19	1609
24″ x 12″	610 x 305	35	15.9	6.5	w/front panel and deck-mount faucet	HS12-24	1235
24″ x 12″	610 x 305	45	20.4	6.5	w/front door, soap & towel disp., splash-mt faucet	HSD12-24	1585
24″ x 18″	610 x 457	40	18.1	9.0	w/front panel and deck-mount faucet	HS18-24	1315
24″ x 18″	610 x 457	50	22.7	9.0	w/front door, soap & towel disp., splash-mt faucet	HSD18-24	1666

Spec-Bar 2000® wall mounted sink

Wall Mounted Sinks – see spec sheet EG40.35 NSF

Backsplash, sides, bottom, front panel or door , trim rail, and bowls are 20 gauge stainless steel. Wall mounting bracket and top drop-in model are 18 gauge stainless steel.

width x length in.	mm	weight lbs.	kg	cubic feet	description	model #	list
15″ x 14″	381 x 356	22	10.0	5.0	w/front panel	WS14-15	882
15″ x 14″	381 x 356	30	13.6	5.0	w/front door & dispensers	WSD14-15	1232
15″ x 14″	381 x 356	25	11.3	5.0	w/perforated sink strainer	WSS14-15	882
15″ x 12″	381 x 305	15	6.8	4.4	drop-in model	WSSDI12-15	633

Spec-Bar 2000® wet waste sink

Wet Waste Sinks — see spec sheet EG40.36 NSF

For chemical storage or disposal. Includes T&S faucet and per forated pan.

width x length in.	mm	weight lbs.	kg	cu ft	description	model #	list
19″ x 12″	483 x 305	32	14.5	5.3	w/front panel	WS12-19	1167
19″ x 18″	483 x 457	35	15.9	8.0	w/front panel	WS18-19	1241
24″ x 12″	610 x 305	37	16.8	6.5	w/front panel	WS12-24	1215
24″ x 12″	610 x 305	40	18.1	10.1	w/front door, holds (3) 1-gal. containers	WSC12-24*	1653
24″ x 18″	610 x 457	42	19.1	9.0	w/front panel	WS18-24	1296
24″ x 18″	610 x 457	40	18.1	13.1	w/dry waste chute	WSW18-24	1828

* #WSC12-24 is a cabinet-style unit

100 Industrial Boulevard, Clayton, DE 19938-8903 U.S.A.
Phone: 800-441-8440 or 302-653-3000. Fax: 302-653-2065
http://www.eaglegrp.com

EAGLE GROUP
Profit from the Eagle Advantage®

Spec-Bar 2000® Modular Underbar Equipment

Sinks

Spec-Bar 2000® two-, three-, and four-compartment sinks feature 10″ x 14″ x 9½″ (254 x 356 x 241mm) bowls. All units feature splash mounted T&S faucet and 1½″ (38mm) I.P.S. threaded drain with nut and washer. **Freight class is 150.0**.

Two-Compartment Sinks – see spec sheet EG40.37 NSF

width x length in.	mm	weight lbs.	kg	cubic feet	model #	list
19″ x 24″	483 x 610	50	22.7	9.3	B2-2-19	1724
24″ x 24″	610 x 610	55	24.9	11.3	B2-2-24	1783

Spec-Bar 2000®
2-compartment sink

Three-Compartment Sinks… – see spec sheet EG40.38 NSF

Comes with double-hinged T&S faucet.

…with One Drainboard (except where noted)

overall drainboard(s) width x length in.	mm	length in.	mm	weight lbs.	kg	cu ft	DRAINBOARD ON LEFT model #	list	DRAINBOARD ON RIGHT model #	list
19″ x 36″	483 x 914	n/a		60	27.2	13.3	B3-3-19*	2170		
19″ x 48″	483 x 1219	12″	305	70	31.8	17.3	B4-3-L-19	2408	B4-3-R-19	2408
19″ x 60″	483 x 1524	24″	610	80	36.3	21.3	B5-3-L-19	2585	B5-3-R-19	2585
19″ x 66″	483 x 1676	30″	762	85	38.6	23.3	B5.5-3-L-19	2674	B5.5-3-R-19	2674
19″ x 72″	483 x 1829	36″	914	90	40.8	25.3	B6-3-L-19	2823	B6-3-R-19	2823
24″ x 36″	610 x 914	n/a		65	29.5	16.2	B3-3-24*	2237		
24″ x 48″	610 x 1224	12″	305	75	34.0	21.1	B4-3-L-24	2497	B4-3-R-24	2497
24″ x 60″	610 x 1524	24″	610	85	38.6	25.9	B5-3-L-24	2704	B5-3-R-24	2704
24″ x 66″	610 x 1676	30″	762	90	40.8	28.4	B5.5-3-L-24	2810	B5.5-3-R-24	2810
24″ x 72″	610 x 1829	36″	914	95	43.1	30.8	B6-3-L-24	2965	B6-3-R-24	2965

* These models do not have drainboards.

…with Two Drainboards

overall width x length in.	mm	drainboard(s) length in.	mm	weight lbs.	kg	cu ft	model #	list
19″ x 60″	483 x 1524	12″	305	80	36.3	21.3	B5-3-LR-19	2646
19″ x 72″	483 x 1829	18″	457	90	40.8	25.3	B6-3-LR-19	2823
19″ x 84″	483 x 2134	24″	610	105	47.6	29.3	B7-3-LR-19	3002
19″ x 96″	483 x 2438	30″	762	120	54.4	33.3	B8-3-LR-19	3179
24″ x 60″	610 x 1524	12″	305	85	38.6	25.9	B5-3-LR-24	2755
24″ x 72″	610 x 1829	18″	457	95	43.1	30.8	B6-3-LR-24	2965
24″ x 84″	610 x 2134	24″	610	110	49.9	35.7	B7-3-LR-24	3173
24″ x 96″	610 x 2438	30″	762	125	56.7	40.5	B8-3-LR-24	3379

Spec-Bar 2000®
3-compartment sink
with optional speed rail

Four-Compartment Sinks – see spec sheet EG40.39 NSF

Comes with double-hinged T&S faucet.

…with One Drainboard (except where noted)

overall drainboard(s) width x length in.	mm	length in.	mm	weight lbs.	kg	cu ft	DRAINBOARD ON LEFT model #	list	DRAINBOARD ON RIGHT model #	list
19″ x 48″	483 x 1219	n/a		70	31.8	17.3	B4-4-19*	2690		
19″ x 60″	483 x 1524	12″	305	80	36.3	21.3	B5L-4-19	2928	B5R-4-19	2928
19″ x 66″	483 x 1676	18″	457	85	38.6	23.3	B5.5L-4-19	3016	B5.5R-4-19	3016
19″ x 72″	483 x 1829	24″	610	90	40.8	25.3	B6L-4-19	3104	B6R-4-19	3104
24″ x 48″	610 x 1224	n/a		75	34.0	21.1	B4-4-24*	2793		
24″ x 60″	610 x 1524	12″	305	85	38.6	25.9	B5L-4-24	3053	B5R-4-24	3053
24″ x 66″	610 x 1676	18″	457	90	40.8	28.4	B5.5L-4-24	3157	B5.5R-4-24	3157
24″ x 72″	610 x 1829	24″	610	95	43.1	30.8	B6L-4-24	3261	B6R-4-24	3261

* These models do not have drainboards.

…with Two Drainboards

overall width x length in.	mm	drainboard(s) length in.	mm	weight lbs.	kg	cu ft	model #	list
19″ x 72″	483 x 1829	12″	305	90	40.8	25.3	B6RL-4-19	3165
19″ x 84″	483 x 2134	18″	457	105	47.6	29.3	B7RL-4-19	3345
19″ x 96″	483 x 2438	24″	610	120	54.4	33.3	B8RL-4-19	3521
24″ x 72″	610 x 1829	12″	305	95	43.1	30.8	B6RL-4-24	3313
24″ x 84″	610 x 2134	18″	457	110	49.9	35.7	B7RL-4-24	3521
24″ x 96″	610 x 2438	24″	610	125	56.7	40.5	B8RL-4-24	3729

Spec-Bar 2000®
4-compartment sink

Optional Scrap Basket

For 10″ x 14″ bowls (254 x 356mm).

model #	list
SB1014	155

scrap basket

CATALOG SECTION 40

Spec-Bar 2000® Modular Underbar Equipment

Workboards

Spec-Bar 2000® workboards feature type 304 stainless steel construction, adjustable stainless steel bullet feet, perforated stainless steel insert, and 1½″ (38mm) I.P.S. threaded drain with nut and washer. All floor model workboards are 37″ (940mm) overall height. **Freight class is 100.0**.

Spec-Bar 2000® workboard

cutout aligns with speed rail of other equipment

24″ (610mm) RDBSR recessed workboard

29″ (737mm) RDBDR recessed workboard

24″ (610mm) RDB recessed workboard

29″ (737mm) RDBSR recessed workboard

Standard Workboards – see spec sheet EG40.27 NSF

width x length in.	mm	weight lbs.	kg	cubic feet	model #	list
19″ x 12″	483 x 305	25	11.3	5.3	WB12-19	633
19″ x 18″	483 x 457	30	13.6	7.3	WB18-19	705
19″ x 24″	483 x 610	35	15.9	9.3	WB24-19	782
19″ x 30″	483 x 762	40	18.1	11.3	WB30-19	857
19″ x 36″	483 x 914	45	20.4	13.3	WB36-19	929
19″ x 42″	483 x 1067	50	22.7	15.3	WB42-19	1004
19″ x 48″	483 x 1219	55	24.9	17.3	WB48-19	1079
24″ x 12″	610 x 305	27	12.2	6.5	WB12-24	705
24″ x 18″	610 x 457	32	14.5	8.9	WB18-24	782
24″ x 24″	610 x 610	37	16.8	11.3	WB24-24	857
24″ x 30″	610 x 762	42	19.1	13.8	WB30-24	929
24″ x 36″	610 x 914	47	21.3	16.2	WB36-24	1004
24″ x 42″	610 x 1067	52	23.6	18.6	WB42-24	1079
24″ x 48″	610 x 1219	57	25.6	21.1	WB48-24	1153

Recessed Workboards… – see spec sheet EG40.28 NSF

…designed to align with single speed rail adjoined to Spec-Bar 2000 ® 19″ (483mm)-wide equipment.

width x length in.	mm	weight lbs.	kg	cubic feet	model #	list
24″ x 12″	610 x 305	25	11.3	6.5	RDBSR12-19	705
24″ x 18″	610 x 457	30	13.6	8.9	RDBSR18-19	782
24″ x 24″	610 x 610	35	15.9	11.3	RDBSR24-19	857
24″ x 30″	610 x 762	40	18.1	13.8	RDBSR30-19	929
24″ x 36″	610 x 914	45	20.4	16.2	RDBSR36-19	1004

…designed to align with double speed rail adjoined to Spec-Bar 2000 ® 19″ (483mm)-wide equipment.

width x length in.	mm	weight lbs.	kg	cubic feet	model #	list
29″ x 12″	737 x 305	37	16.8	7.7	RDBDR12-19	782
29″ x 18″	737 x 457	42	19.1	10.5	RDBDR18-19	857
29″ x 24″	737 x 610	49	22.2	13.4	RDBDR24-19	929
29″ x 30″	737 x 762	56	25.4	16.2	RDBDR30-19	1004
29″ x 36″	737 x 914	61	27.7	19.1	RDBDR36-19	1079

…designed to align with Spec-Bar 2000® 24″ (610mm)-wide equipment with no speed rail.

width x length in.	mm	weight lbs.	kg	cubic feet	model #	list
24″ x 12″	610 x 305	25	11.3	6.5	RDB12-24	705
24″ x 18″	610 x 457	30	13.6	8.9	RDB18-24	782
24″ x 24″	610 x 610	35	15.9	11.3	RDB24-24	857
24″ x 30″	610 x 762	40	18.1	13.8	RDB30-24	929
24″ x 36″	610 x 914	45	20.4	16.2	RDB36-24	1004

…designed to align with Spec-Bar 2000® 24″ (610mm)-wide equipment with single speed rail.

width x length in.	mm	weight lbs.	kg	cubic feet	model #	list
29″ x 12″	737 x 305	37	16.8	7.7	RDBSR12-24	782
29″ x 18″	737 x 457	42	19.1	10.5	RDBSR18-24	857
29″ x 24″	737 x 610	49	22.2	13.4	RDBSR24-24	929
29″ x 30″	737 x 762	56	25.4	16.2	RDBSR30-24	1004
29″ x 36″	737 x 914	61	27.7	19.1	RDBSR36-24	1079

100 Industrial Boulevard, Clayton, DE 19938-8903 U.S.A.
Phone: 800-441-8440 or 302-653-3000. Fax: 302-653-2065
http://www.eaglegrp.com

EAGLE GROUP
Profit from the Eagle Advantage®

Spec-Bar 2000® Modular Underbar Equipment

Workboards

Spec-Bar 2000® workboards feature type 304 stainless steel construction, per forated stainless steel insert, and 1½″ (38mm) I.P.S. threaded drain with nut and washer. **Freight class is 100.0**.

Corner Workboards – see spec sheet EG40.30 NSF

Includes removable stainless steel per forated insert and mounting clips.
Leg channel and stainless steel crossbraced leg assembly available. T o order, add $184 and suffix **-LC**. Example: ICWB-19/19-**LC**.
Two leg channel and stainless steel crossbraced leg assemblies available to create freestanding unit. To order, add $367 and suffix **-2LC**. Example: ICWB-19/19-**2LC**.

description	weight lbs.	weight kg	cubic feet	model #	list
inside full corner to fit 19″ (483mm) underbar equipment	35	15.9	7.7	ICWB-19/19	863
inside full corner to fit 19″ (483mm) underbar equipment	40	18.1	9.3	ICWB-19/24L	885
inside full corner to fit 19″ (483mm) underbar equipment	40	18.1	9.3	ICWB-19/24R	885
inside full corner to fit 19″ (483mm) underbar equipment	45	20.4	11.3	ICWB-19/30L	900
inside full corner to fit 19″ (483mm) underbar equipment	45	20.4	11.3	ICWB-19/30R	900
90° outer corner to fit 19″ (483mm) underbar equipment	50	22.7	7.7	90OCWB-19	900
90° inner corner to fit 19″ (483mm) underbar equipment	50	22.7	7.7	90ICWB-19	900
45° outer corner to fit 19″ (483mm) underbar equipment	46	20.9	7.7	45OCWB-19	574
45° inner corner to fit 19″ (483mm) underbar equipment	46	20.9	7.7	45ICWB-19	574
inside full corner to fit 24″ (610mm) underbar equipment	45	20.4	11.4	ICWB-24/24	900
inside full corner to fit 24″ (610mm) underbar equipment	50	22.7	13.4	ICWB-24/30L	923
inside full corner to fit 24″ (610mm) underbar equipment	50	22.7	13.4	ICWB-24/30R	923
90° outer corner to fit 24″ (610mm) underbar equipment	55	24.9	11.4	90OCWB-24	923
90° inner corner to fit 24″ (610mm) underbar equipment	55	24.9	11.4	90ICWB-24	923
45° outer corner to fit 24″ (610mm) underbar equipment	48	21.8	11.4	45OCWB-24	705
45° inner corner to fit 24″ (610mm) underbar equipment	48	21.8	11.4	45ICWB-24	705

outside corner workboard

inner corner workboard

Spec-Bar 2000® corner workboards

Angle Workboards – see spec sheet EG40.31 NSF

Includes removable stainless steel per forated insert and mounting clips. Inner and outer workboards available in angles of 30°, 45°, 60°, and 90°.

description	weight lbs.	weight kg	cubic feet	model #	list
75° outer corner to fit 19″ (483mm) underbar equipment	42	19.1	7.7	WBOC75-19	530
75° inner corner to fit 19″ (483mm) underbar equipment	42	19.1	7.7	WBIC75-19	530
60° outer corner to fit 19″ (483mm) underbar equipment	36	16.3	7.7	WBOC60-19	425
60° inner corner to fit 19″ (483mm) underbar equipment	36	16.3	7.7	WBIC60-19	425
45° outer corner to fit 19″ (483mm) underbar equipment	30	13.6	7.7	WBOC45-19	425
45° inner corner to fit 19″ (483mm) underbar equipment	30	13.6	7.7	WBIC45-19	425
30° outer corner to fit 19″ (483mm) underbar equipment	24	10.9	7.7	WBOC30-19	425
30° inner corner to fit 19″ (483mm) underbar equipment	24	10.9	7.7	WBIC30-19	425
15° outer corner to fit 19″ (483mm) underbar equipment	20	9.1	7.7	WBOC15-19	425
15° inner corner to fit 19″ (483mm) underbar equipment	20	9.1	7.7	WBIC15-19	425
75° outer corner to fit 24″ (610mm) underbar equipment	44	20.0	11.3	WBOC75-24	649
75° inner corner to fit 24″ (610mm) underbar equipment	44	20.0	11.3	WBIC75-24	649
60° outer corner to fit 24″ (610mm) underbar equipment	38	17.2	11.3	WBOC60-24	528
60° inner corner to fit 24″ (610mm) underbar equipment	38	17.2	11.3	WBIC60-24	528
45° outer corner to fit 24″ (610mm) underbar equipment	33	15.0	11.3	WBOC45-24	528
45° inner corner to fit 24″ (610mm) underbar equipment	33	15.0	11.3	WBIC45-24	528
30° outer corner to fit 24″ (610mm) underbar equipment	27	12.2	11.3	WBOC30-24	528
30° inner corner to fit 24″ (610mm) underbar equipment	27	12.2	11.3	WBIC30-24	528
15° outer corner to fit 24″ (610mm) underbar equipment	23	10.4	11.3	WBOC15-24	528
15° inner corner to fit 24″ (610mm) underbar equipment	23	10.4	11.3	WBIC15-24	528

outer angle workboard

inner angle workboard

Spec-Bar 2000® angle workboards

CATALOG SECTION 40

Spec-Bar 2000® Modular Underbar Equipment

Workboards

Spec-Bar 2000® workboards feature type 304 stainless steel construction, adjustable stainless steel bullet feet, perforated stainless steel insert, and 1½″ (38mm) I.P.S. threaded drain with nut and washer. All floor model workboards are 37″ (940mm) overall height. Note: These units cannot use speed rails. **Freight class is 100.0**.

Spec-Bar 2000® workboard cabinet

Workboard Cabinets… – see spec sheet EG40.32 NSF

Features removable insert, adjustable shelf, and bullet feet—all stainless steel.

…with Closed Base — Locks are standard.

width x length in.	mm	weight lbs.	kg	cubic feet	model #	list
19″ x 24″	483 x 610	50	22.7	14.9	WBCB24-19	1337
19″ x 30″	483 x 762	55	24.9	18.1	WBCB30-19	1678
19″ x 36″	483 x 914	60	27.2	21.3	WBCB36-19	1851
19″ x 42″	483 x 1067	65	29.5	24.5	WBCB42-19	2022
19″ x 48″	483 x 1219	70	31.8	27.7	WBCB48-19	2191
24″ x 24″	610 x 610	55	24.9	18.1	WBCB24-24	1672
24″ x 30″	610 x 762	60	27.2	22.0	WBCB30-24	1858
24″ x 36″	610 x 914	65	29.5	25.9	WBCB36-24	2043
24″ x 42″	610 x 1067	70	31.8	29.8	WBCB42-24	2229
24″ x 48″	610 x 1219	75	34.0	33.7	WBCB48-24	2415

…with Open Base

width x length in.	mm	weight lbs.	kg	cubic feet	model #	list
19″ x 24″	483 x 610	45	20.4	14.9	WBOB24-19	1228
19″ x 30″	483 x 762	50	22.7	18.1	WBOB30-19	1366
19″ x 36″	483 x 914	55	24.9	21.3	WBOB36-19	1504
19″ x 42″	483 x 1067	60	27.2	24.5	WBOB42-19	1650
19″ x 48″	483 x 1219	65	29.5	27.7	WBOB48-19	1790
24″ x 24″	610 x 610	50	22.7	18.1	WBOB24-24	1384
24″ x 30″	610 x 762	55	24.9	22.0	WBOB30-24	1538
24″ x 36″	610 x 914	60	27.2	25.9	WBOB36-24	1696
24″ x 42″	610 x 1067	65	29.5	29.8	WBOB42-24	1851
24″ x 48″	610 x 1219	70	31.8	22.7	WBOB48-24	2007

Spec-Bar 2000® beer drainer

Beer Drainers – see spec sheet EG40.33 NSF

Features removable stainless steel insert, adjustable bullet feet and tubing chase built into rear deck.

width x length in.	mm	weight lbs.	kg	cubic feet	model #	list
19″ x 18″	483 x 457	25	11.3	7.3	BD18-19	705
19″ x 24″	483 x 610	30	13.6	9.3	BD24-19	782
19″ x 30″	483 x 762	35	15.9	11.3	BD30-19	857
24″ x 18″	610 x 457	28	12.7	8.9	BD18-24	782
24″ x 24″	610 x 610	33	15.0	11.3	BD24-24	857
24″ x 30″	610 x 762	42	19.1	13.8	BD30-24	929

Spec-Bar 2000® filler board

Filler Boards – see spec sheet EG40.29 NSF

Work surface reinforced with heavy gauge support channels.

width x length in.	mm	weight lbs.	kg	cubic feet	model #	list
19″ x 6″	483 x 152	18	8.2	3.3	FB6-19	564
19″ x 12″	483 x 305	22	10.0	5.6	FB12-19	633
19″ x 18″	483 x 457	26	11.8	7.3	FB18-19	705
19″ x 24″	483 x 610	30	13.6	9.3	FB24-19	782
19″ x 30″	483 x 762	34	15.4	11.3	FB30-19	857
19″ x 36″	483 x 914	37	16.8	13.3	FB36-19	929
19″ x 42″	483 x 1067	41	18.6	15.3	FB42-19	1011
19″ x 48″	483 x 1219	45	20.4	17.3	FB48-19	1086
19″ x 60″	483 x 1524	49	22.2	21.3	FB60-19	1160
24″ x 6″	610 x 152	19	8.6	4.0	FB6-24	639
24″ x 12″	610 x 305	23	10.4	6.5	FB12-24	705
24″ x 18″	610 x 457	27	12.2	8.9	FB18-24	782
24″ x 24″	610 x 610	30	13.6	11.3	FB24-24	857
24″ x 30″	610 x 762	35	15.9	13.8	FB30-24	929
24″ x 36″	610 x 914	39	17.7	16.2	FB36-24	1004
24″ x 42″	610 x 1067	43	19.5	18.6	FB42-24	1086
24″ x 48″	610 x 1219	47	21.3	21.1	FB48-24	1160
24″ x 60″	610 x 1524	51	23.1	25.9	FB60-24	1236

100 Industrial Boulevard, Clayton, DE 19938-8903 U.S.A.
Phone: 800-441-8440 or 302-653-3000. Fax: 302-653-2065
http://www.eaglegrp.com

EAGLE GROUP
Profit from the Eagle Advantage®

Spec-Bar 2000® Modular Underbar Equipment

Blender Stations

Spec-Bar 2000® blender stations are designed to align with single speed rails on adjoining equipment and are constructed of type 304 stainless steel with sink, workboard, and wet waste configurations for the perfect mixing component. Features also include 8˝ (203mm)-high backsplash, blender shelf with rear cord access hole, lift-out stainless steel perforated sink strainer and stainless steel adjustable feet. Note: These units cannot use speed rails. **Freight class is 100.0.**

Spec-Bar 2000® blender station

Blender Stations with T&S Faucet – see spec sheet EG40.24 NSF

Features sink bowl with T&S gooseneck faucet and lift-out per forated sink strainer.

width x length* in.	mm	weight lbs.	kg	cubic feet	model #	list
19˝ x 14˝	483 x 356	42	19.1	7.3	BS14-19	1366
19˝ x 18˝	483 x 457	55	24.9	8.9	BS18-19	1449
24˝ x 14˝	610 x 356	47	21.3	8.6	BS14-24	1516
24˝ x 18˝	610 x 457	65	29.5	10.5	BS18-24	1590

Spec-Bar 2000® wet waste blender station

Wet Waste Blender Stations – see spec sheet EG40.25 NSF

Features 6˝ (152)-diameter wet waste sink with T&S glass filler.

width x length* in.	mm	weight lbs.	kg	cubic feet	model #	list
19˝ x 12˝	483 x 305	40	18.1	6.5	BWBS12-19	1228
19˝ x 14˝	483 x 356	42	19.1	8.9	BWBS14-19	1279
24˝ x 12˝	610 x 305	45	20.4	7.6	BWBS12-24	1366
24˝ x 14˝	610 x 356	47	21.3	8.6	BWBS14-24	1427

Spec-Bar 2000® drainboard blender station

Drainboard Blender Stations – see spec sheet EG40.26 NSF

Features lift-out stainless steel per forated insert. Drain also included.

width x length* in.	mm	weight lbs.	kg	cubic feet	model #	list
19˝ x 12˝	483 x 305	40	18.1	6.5	BDBS12-19	745
19˝ x 18˝	483 x 457	42	19.1	8.9	BDBS18-19	878
24˝ x 12˝	610 x 305	45	20.4	7.6	BDBS12-24	789
24˝ x 18˝	610 x 457	47	21.3	8.6	BDBS18-24	923

* Dimensions do not include 5˝ (127mm) additional width to align with equipment with single speed rail.

Glasswashers by MOYER DIEBEL

Spec-Bar 2000® glasswashers by Moyer Diebel offer ultrahigh efficiency wash pumps for superior cleaning. Upper and lower wash and rinse arms produce sparkling clean glasses ever y time. Moyer Diebel's three-pump injection system allows the use of separate sanitizer and rinse aid. **Freight class is 70.0**. **Price upon application.**

automatic glasswasher

Automatic Glasswashers – see spec sheet EG40.40 NSF UL

18˝ (457mm) side-to-side. 24˝ (620mm) front-to-back. 38 ¾˝ (984mm) total height. Processes 30 racks per hour. ⅝˝ (16mm) drain connection. Two 16˝ (406mm) square racks included.

description	weight lbs.	kg	cubic feet	model #
front operation, one door on front	150	68.0	25	MD18-1
side-to-side operation, one door on each side	150	68.0	25	MD18-2SS
front-to-back operation, one door on front and one on back	150	68.0	25	MD18-2FB

rotary glasswasher

Rotary Glasswashers – see spec sheet EG40.41 NSF UL

25¼˝ (641mm) side-to-side. 25 ⅛˝ (638mm) front-to-back. 39˝ (991mm) total height. Quiet operation. Splash protection. Stores three 1-gal. containers.

description	weight lbs.	kg	cubic feet	model #
one door on front, clockwise conveyor	156	71	25	DF
one door on right side, clockwise conveyor	156	71	25	DF-1
one door on left side, counterclockwise conveyor	156	71	25	DF-2

CATALOG SECTION 40

Spec-Bar 2000® Modular Underbar Equipment

Cocktail Stations & Modular Bar Dies

Spec-Bar 2000® stations and bar dies offer the flexibility of freestanding equipment in one easy unit. Stations feature T&S quality faucets. Stone gray color, unless specified. **Freight class is 110.0**.

Spec-Bar 2000® cocktail station

Cocktail Stations – see spec sheet EG40.43 NSF

32″ (813mm) overall width. 42″ (1067mm) length. Features include blender shelf, two 6″ (152mm)-deep sinks, overshelf with removable per forated inserts, ice bin, tubing chase, work sur face, and double speed rail. 8-cir cuit post-mix cold plate included. Front and end panels are stone gray plastic laminate over wood core. Other colors available.

description	weight lbs.	weight kg	cubic feet	model #	list
ice bin is on left, sinks are on right	345	156.5	37.0	CS42-32L	7820
ice bin is on right, sinks are on left	345	156.5	37.0	CS42-32R	7820

Spec-Bar 2000™ combination cocktail station

Combination Cocktail Stations – see spec sheet EG40.44 NSF

Features recessed workboard and/or liquor display area, blender station, 12″ (305mm)-long wet waste sink area, double speed rail, dr y waste chute, combination ice bin, condiment dispenser , and tubing access holes.

overall width x length in.	overall width x length mm	weight lbs.	weight kg	cu ft	recessed wkbd. length in.	recessed wkbd. length mm	combination liquor display ice bin length in.	combination liquor display ice bin length mm	liquor display length in.	liquor display length mm	model #	list
29″ x 60″	737 x 1524	191	86.6	38.0	n/a		36″	914	12″	305	CCS-60-1	5395
29″ x 60″	737 x 1524	191	86.6	38.0	12″	305	36″	914	n/a		CCS-60-2	5045
29″ x 66″	737 x 1676	211	95.7	42.0	n/a		42″	1067	12″	305	CCS-66-1	5599
29″ x 66″	737 x 1676	221	100.2	42.0	12″	305	42″	1067	n/a		CCS-66-2	5250
29″ x 66″	737 x 1676	211	95.7	42.0	18″	457	36″	914	n/a		CCS-66-3	5120
29″ x 66″	737 x 1676	211	95.7	42.0	n/a		36″	914	18″	457	CCS-66-4	5587
29″ x 72″	737 x 1829	223	101.2	44.0	12″	305	36″	914	12″	305	CCS-72	6173
29″ x 72″	737 x 1829	221	95.7	44.0	n/a		42″	1067	18″	457	CCS-72-1	5791
29″ x 72″	737 x 1829	231	104.8	44.0	18″	457	42″	1067	n/a		CCS-72-2	5324

Spec-Bar 2000® modular bar die

Modular Bar Die – see spec sheet EG40.45

Available in flat wall style and step wall style. Features built-in chaseways for plumbing, electrical lines and beverages. Double outlets and dispenser access holes included as specified. Equipment mounted onto die before shipping. Arrives pre-assembled from factor y in sections for easy installation. Simply connect sections and secure unit.

Please call factory for pricing.

100 Industrial Boulevard, Clayton, DE 19938-8903 U.S.A.
Phone: 800-441-8440 or 302-653-3000. Fax: 302-653-2065
http://www.eaglegrp.com

EAGLE GROUP
Profit from the Eagle Advantage®

Spec-Bar 2000® Storage & Accessories

Beverage Dispensers – see spec sheet EG40.46

16˝ (406mm) working height. Includes drain pan with lift-out per forated insert for cleaning ease. Available with four or five faucet configurations. **Freight class is 110.0**.

description	weight lbs.	weight kg	cu ft	model #	list
stainless steel, 4 faucets	23	10.4	3.8	BT4S-DT	863
brass, 4 faucets	23	10.4	3.8	BT4B-DT	1427
stainless steel, 5 faucets	25	11.3	3.8	BT5S-DT	959
brass, 5 faucets	25	11.3	3.8	BT5B-DT	1538

Spec-Bar 2000™ beverage dispenser

Liquor Displays – see spec sheet EG40.47

Designed to align with speed rails installed on adjoining equipment. Features step-and-rail open design. 24˝ (610mm)-wide models feature four levels of storage while 29˝ (770mm)-wide models have five. Each level has a retaining front rail. **Freight class is 110.0.**

…designed to align with single speed rail adjoined to Spec-Bar 2000 ® 19˝ (483mm)-wide equipment.

width x length in.	width x length mm	weight lbs.	weight kg	cubic feet	model #	list
24˝ x 12˝	610 x 305	20	9.1	6.5	LDSR12-19	980
24˝ x 18˝	610 x 457	25	11.3	8.9	LDSR18-19	1153
24˝ x 24˝	610 x 610	30	13.6	11.3	LDSR24-19	1324
24˝ x 30˝	610 x 762	35	15.9	13.7	LDSR30-19	1493
24˝ x 36˝	610 x 914	40	18.1	16.2	LDSR36-19	1666

…designed to align with double speed rail adjoined to Spec-Bar 2000 ® 19˝ (483mm)-wide equipment.

width x length in.	width x length mm	weight lbs.	weight kg	cubic feet	model #	list
29˝ x 12˝	737 x 305	22	10.0	7.6	LDDR12-19	1129
29˝ x 18˝	737 x 457	30	13.6	10.5	LDDR18-19	1324
29˝ x 24˝	737 x 610	35	15.9	13.4	LDDR24-19	1516
29˝ x 30˝	737 x 762	45	20.4	16.2	LDDR30-19	1710
29˝ x 36˝	737 x 914	55	24.9	19.1	LDDR36-19	1901

…designed to align with Spec-Bar 2000® 24˝ (610mm)-wide equipment with no speed rail.

width x length in.	width x length mm	weight lbs.	weight kg	cubic feet	model #	list
24˝ x 12˝	610 x 305	20	9.1	6.5	LD12-24	980
24˝ x 18˝	610 x 457	25	11.3	8.9	LD18-24	1153
24˝ x 24˝	610 x 610	30	13.6	11.3	LD24-24	1324
24˝ x 30˝	610 x 762	35	15.9	13.7	LD30-24	1493
24˝ x 36˝	610 x 914	45	20.4	16.2	LD36-24	1666

…designed to align with single speed rail adjoined to Spec-Bar 2000 ® 24˝ (610mm)-wide equipment.

width x length in.	width x length mm	weight lbs.	weight kg	cubic feet	model #	list
29˝ x 12˝	737 x 305	20	9.1	7.6	LDSR12-24	1129
29˝ x 18˝	737 x 457	25	11.3	10.5	LDSR18-24	1324
29˝ x 24˝	737 x 610	30	13.6	13.4	LDSR24-24	1516
29˝ x 30˝	737 x 762	35	15.9	16.2	LDSR30-24	1710
29˝ x 36˝	737 x 914	40	20.4	19.1	LDSR36-24	1901

Spec-Bar 2000® liquor display

CATALOG SECTION 40

Spec-Bar 2000® Storage & Accessories

Permanent Speed Rails & Locking Covers – see spec sheet EG40.50 NSF

Single speed rails are 5″ (127mm) wide. Double speed rails are 10″ (254mm) wide. A vailable in any length up to 84″ (2134mm). Locking covers include storage hangers when ordered with original single speed rails. **Freight class is 70.0**.

When ordering, specify desired speed rail length by indicating in model number suffix.
Example: SSR-12 indicates a 12″ (305mm)-long single speed rail.

Spec-Bar 2000® permanent speed rail

Spec-Bar 2000® permanent double speed rail

description	length in.	length mm	weight lbs.	weight kg	cubic feet	model #	list
single speed rails	12″ to 17″	305 to 432	4	1.8	0.4	SSR-12 to 17	143
	18″ to 23″	457 to 584	6	2.7	0.5	SSR-18 to 23	167
	24″ to 29″	610 to 737	7	3.2	0.6	SSR-24 to 29	186
	30″ to 35″	762 to 889	10	4.5	0.7	SSR-30 to 35	214
	36″ to 41″	914 to 1041	12	5.4	0.9	SSR-36 to 41	242
	42″ to 47″	1067 to 1194	18	8.2	1.0	SSR-42 to 47	271
	48″ to 53″	1219 to 1346	22	10.0	1.1	SSR-48 to 53	299
	54″ to 59″	1372 to 1499	25	11.3	1.2	SSR-54 to 59	328
	60″ to 65″	1524 to 1651	28	12.7	1.4	SSR-60 to 65	355
	66″ to 71″	1676 to 1803	32	14.5	1.5	SSR-66 to 71	384
	72″ to 77″	1829 to 1956	35	15.9	1.6	SSR-72 to 77	412
	78″ to 83″	1981 to 2108	38	17.2	1.7	SSR-78 to 83	439
	84″	2134	42	19.1	1.9	SSR-84	467
locking cover for single speed rails	12″ to 17″	305 to 432	15	6.8	0.4	SSRLC-12 to 17	152
	18″ to 23″	457 to 584	22	10.0	0.5	SSRLC-18 to 23	178
	24″ to 29″	610 to 737	28	12.7	0.6	SSRLC-24 to 29	229
	30″ to 35″	762 to 889	30	13.6	0.7	SSRLC-30 to 35	273
	36″ to 41″	914 to 1041	32	14.5	0.8	SSRLC-36 to 41	320
	42″	1067	35	15.9	1.0	SSRLC-42	367
double speed rails	12″ to 17″	305 to 432	8	3.6	1.4	DSR-12 to 17	258
	18″ to 23″	457 to 584	12	5.4	1.9	DSR-18 to 23	313
	24″ to 29″	610 to 737	14	6.4	2.4	DSR-24 to 29	371
	30″ to 35″	762 to 889	20	9.1	2.9	DSR-30 to 35	427
	36″ to 41″	914 to 1041	24	10.9	3.4	DSR-36 to 41	483
	42″ to 47″	1067 to 1194	36	16.3	3.9	DSR-42 to 47	540
	48″ to 53″	1219 to 1346	44	20.0	4.4	DSR-48 to 53	595
	54″ to 59″	1372 to 1499	50	22.7	4.9	DSR-54 to 59	653
	60″ to 65″	1524 to 1651	56	25.4	5.4	DSR-60 to 65	703
	66″ to 71″	1676 to 1803	64	29.0	5.9	DSR-66 to 71	765
	72″ to 77″	1829 to 1956	70	31.8	6.4	DSR-72 to 77	822
	78″ to 83″	1981 to 2108	76	34.5	6.9	DSR-78 to 83	878
	84″	2134	84	38.1	7.5	DSR-84	935
locking cover for double speed rails	12″ to 17″	305 to 432	30	13.6	1.4	DSRLC-12 to 17	275
	18″ to 23″	457 to 584	44	20.0	1.9	DSRLC-18 to 23	355
	24″ to 29″	610 to 737	56	25.4	2.4	DSRLC-24 to 29	460
	30″ to 35″	762 to 889	60	27.2	2.9	DSRLC-30 to 35	542
	36″ to 41″	914 to 1041	64	29.0	3.4	DSRLC-36 to 41	638
	42″	1067	70	31.8	3.9	DSRLC-42	733



Spec-Bar 2000® keyhole speed rail

Spec-Bar 2000® hanging speed rail

Removable Single Speed Rails – see spec sheet EG40.51 NSF

Available are keyhole models and hanging models. Keyhole models are removable and are for existing equipment. Hanging models clip onto existing single speed rails. **Freight class is 70.0**.

width x length in.	width x length mm	weight lbs.	weight kg	cubic feet	KEYHOLE SPEED RAILS model #	KEYHOLE SPEED RAILS list	HANGING SPEED RAILS model #	HANGING SPEED RAILS list
5″ x 12″	127 x 305	4	1.8	0.4	KSR-12	263	HSR-12	184
5″ x 18″	127 x 457	6	2.7	0.5	KSR-18	266	HSR-18	190
5″ x 24″	127 x 610	7	3.2	0.6	KSR-24	283	HSR-24	220
5″ x 30″	127 x 762	10	4.5	0.7	KSR-30	290	HSR-30	249
5″ x 36″	127 x 914	12	5.4	0.9	KSR-36	303	HSR-36	276

100 Industrial Boulevard, Clayton, DE 19938-8903 U.S.A.
Phone: 800-441-8440 or 302-653-3000. Fax: 302-653-2065
http://www.eaglegrp.com

EAGLE GROUP
Profit from the Eagle Advantage®

Spec-Bar 2000® Storage & Accessories

Mini Bottle Racks – see spec sheet EG40.48 NSF

Type 304 stainless steel construction. Countertop and underbar models available. **Freight class is 70.0**.

description	width x length in.	mm	weight lbs.	kg	cubic feet	model #	list
countertop model, holds 252 bottles	12″ x 24″	305 x 610	35	15.9	6.5	BRM-24CT	752
underbar model, holds 510 bottles	24″ x 24″	610 x 610	95	43.1	11.3	BRM-24	1843

Optional Locking Covers

description	model #	list
fits bottle rack #BRM-24CT	BRM-CTLC-24	388
fits bottle rack #BRM-24	BRM-LC-24	537

Spec-Bar 2000® mini bottle rack

Glass Rack Storage Units – see spec sheet EG40.49 NSF

GR series provide storage for three glass racks. WBGR series include a stainless steel workboard top surface with lift-out perforated inset and accommodates two glass racks. Removable clips and pilasters included on all units. **Freight class is 110.0.**

width x length in.	mm	weight lbs.	kg	cubic feet	model #	list
19″ x 18″	305 x 483	40	18.1	11.7	GR18-19	923
19″ x 24″	305 x 483	45	20.4	14.9	GR24-19	1072
24″ x 18″	610 x 457	40	20.4	14.3	GR18-24	1072
24″ x 24″	610 x 610	50	22.7	18.1	GR24-24	1228
24″ x 18″	610 x 457	47	21.3	14.3	WBGR18-24	1228
24″ x 24″	610 x 610	55	24.9	18.1	WBGR24-24	1384

Spec-Bar 2000® glass rack storage unit

Dry Waste & Tubing Chases – see spec sheet EG40.52 NSF

Fits between 19″ or 24″ (457 or 610mm)-wide Spec-Bar 2000® equipment. Mounting clips provided. Dry waste units feature front hinged access door and 6″ (153mm) round opening. **Freight class is 100.0**.

description	width x length in.	mm	weight lbs.	kg	cubic feet	model #	list
dry waste unit	12″ x 24″	305 x 610	25	11.3	6.5	DW12-24	624
dry waste unit	18″ x 19″	457 x 483	25	11.3	7.3	DW18-19	624
dry waste unit	18″ x 24″	457 x 610	28	12.7	8.9	DW18-24	723
tubing chase	6″ x 19″	152 x 583	15	6.8	3.3	TC6-19	411
tubing chase	6″ x 24″	152 x 610	17	7.7	4.1	TC6-24	468

Spec-Bar 2000® tube chase & dry waste

CATALOG SECTION 40

Portable Bars – see spec sheet EG40.53

These 5´ (1524mm) portable bars include features such as walnut grain vinyl exterior, black formica top, stainless steel interior working surface, 15⅜˝ x 19¾˝ x 8˝ (391 x 502 x 203mm) ice bin with 1½˝ (38mm) drain, 4˝ (102mm) plate casters (two with brake), two speed rails and bumper guards. All portable bars are shipped assembled. **Freight class is 100.0**.

For 7-circuit post-mix sealed-in cold plate, add suffix "**-7**" to model number and add $1558 to list price. Example: PB-5 **-7**.

standard portable bar

Standard Portable Bar

Offers both functionability and durability at an economical price.

weight lbs.	weight kg	cubic feet	model #	list
292	132.5	55.9	PB-5	2799

deluxe portable bar

Deluxe Portable Bars

Includes walnut grain vinyl exterior, black formica top, stainless steel interior working surface, 15⅜˝ x 19¾˝ x 8˝ (391 x 502 x 203mm) ice bin with 1½˝ (38mm) drain, double tier stainless steel speed rail, adjustable stainless steel glides for storage racks, center locking storage cabinet, two soda gun openings and bumper guards. Working height accommodates all soda system tanks.

weight lbs.	weight kg	cubic feet	model #	list
225	102.1	77.9	DPB-5	3700

Includes all standard features listed above, plus left or right locking cabinet and stainless steel speed rail.

weight lbs.	weight kg	cubic feet	model #	list
240	108.9	80.1	DPB-5R DPB-5L	3714 3714

Includes all standard features listed above, plus two locking cabinets and two stainless steel speed rails.

weight lbs.	weight kg	cubic feet	model #	list
250	113.4	80.1	DPB-5LR	3850

100 Industrial Boulevard, Clayton, DE 19938-8903 U.S.A.
Phone: 800-441-8440 or 302-653-3000. Fax: 302-653-2065
http://www.eaglegrp.com

EAGLE GROUP
Profit from the Eagle Advantage®

100 Industrial Boulevard, Clayton, DE 19938-8903 U.S.A.
Phone: 800-441-8440 or 302-653-3000. Fax: 302-653-2065
http://www.eaglegrp.com

EAGLE GROUP
Profit from the Eagle Advantage®

Clean Dishtables—Corner Design 227
Clean Dishtables—Island Design 227
Clean Dishtables—Straight Design 227
Dishtable Rack Shelves 230
Dishtable Accessories & Options 231-233
Dishtable Package Special 228
Mobile Soak Sink. 229
Soiled Dishtable Kit 229
Soiled Dishtables—Corner Design 228
Soiled Dishtables—Island Design 228
Soiled Dishtables—Straight Design 228
Soiled Dishtables with Landing Shelf 229
Soiled Dishtables with Three-Compartment Pot Sink 229
Undercounter Dishtables 229

Dishtables

Custom options and accessories for Dishtables can be found on pages 266-267.

CATALOG SECTION 50

General specifications:

Tops: 14 gauge type 304 stainless steel, 16/304 or 16/430 stainless steel with all seams welded, grounded smooth and polished. Where indicated, front and ends have a 3˝ (76mm)-high turn-up and be finished with a 1 ½˝ (38mm)-diameter sanitary rolled edge. 8˝ (203mm)-high backsplash is 5˝ (127mm) high with a 2˝ (51mm) 45° return to wall, plus a 1˝ (25mm) upturn and tile edge for easy installation and feathering to wall/splash surface. All vertical and horizontal bends are coved to a ⅜˝ (10mm) radius. Table is constructed in full compliance with NSF requirements.

Underbracing: "U"-type channel constructed of 14 gauge 304-18-8 stainless steel, welded to underside of table. Whenever necessary, there are full enclosed plated or stainless steel gussets welded to channel to accept legs.

Legs: 1⅝˝ (41mm) outside dimension, seamlessly welded galvanized or stainless steel tubing. Connecting legs front-to-back are 1˝ (25mm)-diameter galvanized or stainless steel tubing fully welded to same. Leg assembly complete with corrosion-resistant fully adjustable bullet feet.

Prerinse Sink: soiled table equipped with an integrally welded recessed sink 20˝ x 20˝ x 5˝ (508 x 508 x 127mm), complete with a 3½˝ (89mm)-diameter hole to accommodate a 1½˝ (38mm) basket drain furnished by Eagle Group.

Scrap Block: soiled table furnished with a 5¾˝ (146mm)-diameter die-stamped hole with a ½˝ (13mm)-high raised edge to prevent spillage. Fitted within is a removable gray neoprene scrap block.

Dishtables available are corner, straight, and island design; clean, soiled, and undercounter; left- and right-handed models.

100 Industrial Boulevard, Clayton, DE 19938-8903 U.S.A.
Phone: 800-441-8440 or 302-653-3000. Fax: 302-653-2065
http://www.eaglegrp.com

EAGLE GROUP
Profit from the Eagle Advantage®

CATALOG SECTION 50

Clean Dishtables

30″ (762mm) width. All clean dishtables feature polished stainless steel work sur face, a 20 ½″ (521mm) opening to accept dishwasher, crossbraced legs, rolled edges, 8″ (203mm) backsplash, and left or right operation. All Spec-Master® 14/304 dishtables come standard with stainless steel crossbraced legs, gussets and feet. **L** or **R** in model numbers indicate left- or right-hand models. **Freight class is 70.0**.

For accessories, see pages 231-233.

Straight Design – see spec sheet EG50.00

length in.	length mm	weight lb.	weight kg	cu ft	16 gauge type 430 model #	16 gauge type 430 list	16 gauge type 304 model #	16 gauge type 304 list	14 gauge type 304 model #	14 gauge type 304 list
24″	610	36	16.3	8.3	CDTL-24-16/4	1034	CDTL-24-16/3	1122	CDTL-24-14/3	1317
24″	610	36	16.3	8.3	CDTR-24-16/4	1034	CDTR-24-16/3	1122	CDTR-24-14/3	1317
30″	762	42	19.1	10.1	CDTL-30-16/4	1114	CDTL-30-16/3	1196	CDTL-30-14/3	1426
30″	762	42	19.1	10.1	CDTR-30-16/4	1114	CDTR-30-16/3	1196	CDTR-30-14/3	1426
36″	914	49	22.2	12.4	CDTL-36-16/4	1200	CDTL-36-16/3	1286	CDTL-36-14/3	1599
36″	914	49	22.2	12.4	CDTR-36-16/4	1200	CDTR-36-16/3	1286	CDTR-36-14/3	1599
48″	1219	63	28.6	15.3	CDTL-48-16/4	1318	CDTL-48-16/3	1402	CDTL-48-14/3	1673
48″	1219	63	28.6	15.3	CDTR-48-16/4	1318	CDTR-48-16/3	1402	CDTR-48-14/3	1673
60″	1524	77	34.9	18.9	CDTL-60-16/4	1400	CDTL-60-16/3	1485	CDTL-60-14/3	1783
60″	1524	77	34.9	18.9	CDTR-60-16/4	1400	CDTR-60-16/3	1485	CDTR-60-14/3	1783
72″	1829	91	41.3	22.4	CDTL-72-16/4	1473	CDTL-72-16/3	1557	CDTL-72-14/3	1883
72″	1829	91	41.3	22.4	CDTR-72-16/4	1473	CDTR-72-16/3	1557	CDTR-72-14/3	1883
84″	2134	105	47.6	25.9	CDTL-84-16/4	1605	CDTL-84-16/3	1729	CDTL-84-14/3	2058
84″	2134	105	47.6	25.9	CDTR-84-16/4	1605	CDTR-84-16/3	1729	CDTR-84-14/3	2058
96″	2438	119	54.0	29.4	CDTL-96-16/4	1645	CDTL-96-16/3	1875	CDTL-96-14/3	2102
96″	2438	119	54.0	29.4	CDTR-96-16/4	1645	CDTR-96-16/3	1875	CDTR-96-14/3	2102
120″	3048	147	66.7	33.2	CDTL-120-16/4	2162	CDTL-120-16/3	2279	CDTL-120-14/3	2762
120″	3048	147	66.7	33.2	CDTR-120-16/4	2162	CDTR-120-16/3	2279	CDTR-120-14/3	2762

clean dishtable straight design — right-hand model with optional undershelf

Corner Design – see spec sheet EG50.01

length in.	length mm	weight lb.	weight kg	cu ft	16 gauge type 430 model #	16 gauge type 430 list	16 gauge type 304 model #	16 gauge type 304 list	14 gauge type 304 model #	14 gauge type 304 list
48″	1219	120	54.4	29.8	CDTCL-48-16/4	2802	CDTCL-48-16/3	3055	CDTCL-48-14/3	3529
48″	1219	120	54.4	29.8	CDTCR-48-16/4	2802	CDTCR-48-16/3	3055	CDTCR-48-14/3	3529
60″	1524	130	59.0	36.8	CDTCL-60-16/4	2877	CDTCL-60-16/3	3128	CDTCL-60-14/3	3630
60″	1524	130	59.0	36.8	CDTCR-60-16/4	2877	CDTCR-60-16/3	3128	CDTCR-60-14/3	3630
72″	1829	140	63.5	43.8	CDTCL-72-16/4	3003	CDTCL-72-16/3	3255	CDTCL-72-14/3	3787
72″	1829	140	63.5	43.8	CDTCR-72-16/4	3003	CDTCR-72-16/3	3255	CDTCR-72-14/3	3787
84″	2134	150	68.0	50.8	CDTCL-84-16/4	3133	CDTCL-84-16/3	3382	CDTCL-84-14/3	3963
84″	2134	150	68.0	50.8	CDTCR-84-16/4	3133	CDTCR-84-16/3	3382	CDTCR-84-14/3	3963
96″	2438	160	72.6	57.8	CDTCL-96-16/4	3175	CDTCL-96-16/3	3424	CDTCL-96-14/3	4007
96″	2438	160	72.6	57.8	CDTCR-96-16/4	3175	CDTCR-96-16/3	3424	CDTCR-96-14/3	4007
120″	3048	180	81.6	73.8	CDTCL-120-16/4	4186	CDTCL-120-16/3	4424	CDTCL-120-14/3	5203
120″	3048	180	81.6	73.8	CDTCR-120-16/4	4186	CDTCR-120-16/3	4424	CDTCR-120-14/3	5203

clean dishtable corner design — left-hand model

Island Design – see spec sheet EG50.08

length in.	length mm	weight lb.	weight kg	cu ft	16 gauge type 430 model #	16 gauge type 430 list	16 gauge type 304 model #	16 gauge type 304 list	14 gauge type 304 model #	14 gauge type 304 list
48″	1219	118	53.5	29.8	CDTCIL-48-16/4	2709	CDTCIL-48-16/3	2963	CDTCIL-48-14/3	3428
48″	1219	118	53.5	29.8	CDTCIR-48-16/4	2709	CDTCIR-48-16/3	2963	CDTCIR-48-14/3	3428
60″	1524	128	58.1	36.8	CDTCIL-60-16/4	2785	CDTCIL-60-16/3	3039	CDTCIL-60-14/3	3530
60″	1524	128	58.1	36.8	CDTCIR-60-16/4	2785	CDTCIR-60-16/3	3039	CDTCIR-60-14/3	3530
72″	1829	138	62.6	43.0	CDTCIL-72-16/4	2911	CDTCIL-72-16/3	3163	CDTCIL-72-14/3	3686
72″	1829	138	62.6	43.0	CDTCIR-72-16/4	2911	CDTCIR-72-16/3	3163	CDTCIR-72-14/3	3686
96″	2438	157	71.2	57.0	CDTCIL-96-16/4	3080	CDTCIL-96-16/3	3330	CDTCIL-96-14/3	3903
96″	2438	157	71.2	57.0	CDTCIR-96-16/4	3080	CDTCIR-96-16/3	3330	CDTCIR-96-14/3	3903
120″	3048	172	78.0	71.0	CDTCIL-120-16/4	4002	CDTCIL-120-16/3	4242	CDTCIL-120-14/3	5002
120″	3048	172	78.0	71.0	CDTCIR-120-16/4	4002	CDTCIR-120-16/3	4242	CDTCIR-120-14/3	5002

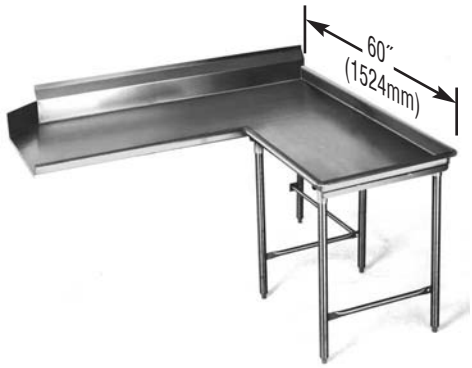

clean dishtable island design — right-hand model

Stainless Steel Options for 16 Gauge Clean Dishtables…

…For Tables with Straight Design

description	add* suffix #	add to list price
Stainless Steel Legs		
for lengths up to 72″	-SL	157
for lengths 84″ and longer	-SL	314
Stainless Steel Legs and Gussets		
for lengths up to 72″	-SLG	215
for lengths 84″ and longer	-SLG	430
Stainless Steel Legs, Gussets, and Feet		
for lengths up to 72″	-SLGF	247
for lengths 84″ and longer	-SLGF	494

…For Tables with Corner and Island Designs

description	add* suffix #	add to list price
Stainless Steel Legs		
for lengths up to 96″	-SL	326
for lengths 96″ and longer	-SL	457
Stainless Steel Legs and Gussets		
for lengths up to 96″	-SLG	471
for lengths 96″ and longer	-SLG	631
Stainless Steel Legs, Gussets, and Feet		
for lengths up to 96″	-SLGF	551
for lengths 96″ and longer	-SLGF	743

* Example: CDTL-24-16/3-**SL**

CATALOG SECTION 50

Soiled Dishtables

30˝ (762mm) width. All soiled dishtables feature polished stainless steel work sur face, a 20 ½˝ (521mm) opening to accept dishwasher, crossbraced legs, rolled edges, 8˝ (203mm) backsplash, prerinse sink, and left or right operation. All Spec-Master® 14/304 dishtables come standard with stainless steel crossbraced legs, gussets, and feet. Scrap block hole and rubber scrap block are included on all models except 30˝, 36˝ L and R, and 48˝ R*. **L** or **R** in model numbers indicate left- or right-hand models. **Freight class is 70.0**.

For accessories, see pages 231-233. For Soiled Dishtable Kit, see page 229.
See page 229 for details about new optional stainless steel legs & components for 16 gauge dishtables.

soiled dishtable straight design — left-hand model with optional accessories

Straight Design – see spec sheet EG50.02

length in.	length mm	weight lb.	weight kg	cu ft	16 gauge type 430 model #	list	16 gauge type 304 model #	list	14 gauge type 304 model #	list
30˝	762	42	19.1	10.1	SDTL-30-16/4	1762	SDTL-30-16/3	1887	SDTL-30-14/3	2239
30˝	762	42	19.1	10.1	SDTR-30-16/4	1762	SDTR-30-16/3	1887	SDTR-30-14/3	2239
36˝	914	49	22.2	12.4	SDTL-36-16/4	2032	SDTL-36-16/3	2108	SDTL-36-14/3	3071
36˝	914	49	22.2	12.4	SDTR-36-16/4	2032	SDTR-36-16/3	2108	SDTR-36-14/3	3071
48˝	1219	63	28.6	15.3	SDTL-48-16/4 *	2103	SDTL-48-16/3 *	2178	SDTL-48-14/3 *	3176
48˝	1219	63	28.6	15.3	SDTR-48-16/4	2103	SDTR-48-16/3	2178	SDTR-48-14/3	3176
60˝	1524	77	34.9	18.9	SDTL-60-16/4 *	2176	SDTL-60-16/3 *	2251	SDTL-60-14/3 *	3278
60˝	1524	77	34.9	18.9	SDTR-60-16/4 *	2176	SDTR-60-16/3 *	2251	SDTR-60-14/3 *	3278
72˝	1829	91	41.3	22.4	SDTL-72-16/4 *	2289	SDTL-72-16/3 *	2367	SDTL-72-14/3 *	3432
72˝	1829	91	41.3	22.4	SDTR-72-16/4 *	2289	SDTR-72-16/3 *	2367	SDTR-72-14/3 *	3432
84˝	2134	105	47.6	25.9	SDTL-84-16/4 *	2424	SDTL-84-16/3 *	2538	SDTL-84-14/3 *	3617
84˝	2134	105	47.6	25.9	SDTR-84-16/4 *	2424	SDTR-84-16/3 *	2538	SDTR-84-14/3 *	3617
96˝	2438	119	54.0	29.6	SDTL-96-16/4 *	2463	SDTL-96-16/3 *	2767	SDTL-96-14/3 *	3664
96˝	2438	119	54.0	29.6	SDTR-96-16/4 *	2463	SDTR-96-16/3 *	2767	SDTR-96-14/3 *	3664
120˝	3048	147	66.7	33.6	SDTL-120-16/4 *	3080	SDTL-120-16/3 *	3188	SDTL-120-14/3 *	4441
120˝	3048	147	66.7	33.6	SDTR-120-16/4 *	3080	SDTR-120-16/3 *	3188	SDTR-120-14/3 *	4441

* Scrap block provided with these models. To order without scrap block, deduct $50 off list price and add suffix " **-NSB**" to model number. Example: SDTL-48-16/3-**NSB**

soiled dishtable corner design — right-hand model with optional accessories

Corner Design – see spec sheet EG50.03

length in.	length mm	weight lb.	weight kg	cu ft	16 gauge type 430 model #	list	16 gauge type 304 model #	list	14 gauge type 304 model #	list
60˝	1524	170	77.1	36.8	SDTCL-60-16/4	3991	SDTCL-60-16/3	4374	SDTCL-60-14/3	5141
60˝	1524	170	77.1	36.8	SDTCR-60-16/4	3991	SDTCR-60-16/3	4374	SDTCR-60-14/3	5141
72˝	1829	180	81.6	43.8	SDTCL-72-16/4	4105	SDTCL-72-16/3	4487	SDTCL-72-14/3	5295
72˝	1829	180	81.6	43.8	SDTCR-72-16/4	4105	SDTCR-72-16/3	4487	SDTCR-72-14/3	5295
84˝	2134	190	86.2	50.8	SDTCL-84-16/4	4235	SDTCL-84-16/3	4612	SDTCL-84-14/3	5476
84˝	2134	190	86.2	50.8	SDTCR-84-16/4	4235	SDTCR-84-16/3	4612	SDTCR-84-14/3	5476
96˝	2438	200	90.7	57.8	SDTCL-96-16/4	4276	SDTCL-96-16/3	4654	SDTCL-96-14/3	5521
96˝	2438	200	90.7	57.8	SDTCR-96-16/4	4276	SDTCR-96-16/3	4654	SDTCR-96-14/3	5521
120˝	3048	215	97.5	65.2	SDTCL-120-16/4	5148	SDTCL-120-16/3	5518	SDTCL-120-14/3	6401
120˝	3048	215	97.5	65.2	SDTCR-120-16/4	5148	SDTCR-120-16/3	5518	SDTCR-120-14/3	6401

soiled dishtable island design —right-hand model shown

Island Design – see spec sheet EG50.09

length in.	length mm	weight lb.	weight kg	cu ft	16 gauge type 430 model #	list	16 gauge type 304 model #	list	14 gauge type 304 model #	list
60˝	1524	168	76.2	36.6	SDTCIL-60-16/4	3898	SDTCIL-60-16/3	4282	SDTCIL-60-14/3	5041
60˝	1524	168	76.2	36.6	SDTCIR-60-16/4	3898	SDTCIR-60-16/3	4282	SDTCIR-60-14/3	5041
72˝	1829	178	80.7	43.6	SDTCIL-72-16/4	4014	SDTCIL-72-16/3	4397	SDTCIL-72-14/3	5191
72˝	1829	178	80.7	43.6	SDTCIR-72-16/4	4014	SDTCIR-72-16/3	4397	SDTCIR-72-14/3	5191
84˝	2134	188	85.3	50.8	SDTCIL-84-16/4	4143	SDTCIL-84-16/3	4524	SDTCIL-84-14/3	5376
84˝	2134	188	85.3	50.8	SDTCIR-84-16/4	4143	SDTCIR-84-16/3	4524	SDTCIR-84-14/3	5376
96˝	2438	198	89.9	57.6	SDTCIL-96-16/4	4183	SDTCIL-96-16/3	4563	SDTCIL-96-14/3	5420
96˝	2438	198	89.9	57.6	SDTCIR-96-16/4	4183	SDTCIR-96-16/3	4563	SDTCIR-96-14/3	5420
108˝	2743	208	94.3	64.6	SDTCIL-108-16/4	4636	SDTCIL-108-16/3	4991	SDTCIL-108-14/3	5950
108˝	2743	208	94.3	64.6	SDTCIR-108-16/4	4636	SDTCIR-108-16/3	4991	SDTCIR-108-14/3	5950
120˝	3048	218	98.9	71.6	SDTCIL-120-16/4	5008	SDTCIL-120-16/3	5378	SDTCIL-120-14/3	6303
120˝	3048	218	98.9	71.6	SDTCIR-120-16/4	5008	SDTCIR-120-16/3	5378	SDTCIR-120-14/3	6303

Dishtable Package Special

Includes clean dishtable and soiled dishtable, both 48˝ (1219mm) 16 gauge 304 stainless steel; rubber scrap block; prerinse faucet #300718; prerinse basket & slide bar; and 42˝ (1067mm) KD tubular rack shelf. (Dishwasher not included.) **Freight class is 70.0**.

model #	list
DTC-48LR-16/3	5908
DTC-48RL-16/3	5908

Note: **DTC-48RL-16/3** does not come with scrap block.

#DTC-48LR-16/3 left-to-right operation shown

100 Industrial Boulevard, Clayton, DE 19938-8903 U.S.A.
Phone: 800-441-8440 or 302-653-3000. Fax: 302-653-2065
http://www.eaglegrp.com

EAGLE GROUP
Profit from the Eagle Advantage®

CATALOG SECTION 50

Soiled Dishtables

Features a 20½″ (521mm) opening to accept dishwasher . All Spec-Master® 14/304 dishtables come standard with stainless steel crossbraced legs, gussets, and feet. **L** or **R** in model numbers indicate left- or right-hand models. **Freight class is 70.0**.
For accessories, see pages 231-233.

with Landing Shelf – see spec sheet EG50.10

12″ (305mm)-wide landing shelf on a 40½″ (1029mm) landing area. Preattached double rack shelf or double-sided sorting rack now available. To order double rack shelf, add suffix "**-DRS**" to model number and $2188 to list price. T o order double-sided sorting rack, add suffix " **-DSS**" to model number and $2003 to list price. Example: SDTLR-72-16/4 **-DSS**

length		weight		cu	16 gauge type 430		16 gauge type 304		14 gauge type 304	
in.	mm	lb.	kg	ft	model #	list	model #	list	model #	list
66″	1676	165	74.8	40.2	SDTLL-66-16/4	3552	SDTLL-66-16/3	4026	SDTLL-66-14/3	4778
66″	1676	165	74.8	40.2	SDTLR-66-16/4	3552	SDTLR-66-16/3	4026	SDTLR-66-14/3	4778
72″	1829	175	79.4	43.8	SDTLL-72-16/4	4745	SDTLL-72-16/3	5120	SDTLL-72-14/3	5995
72″	1829	175	79.4	43.8	SDTLR-72-16/4	4745	SDTLR-72-16/3	5120	SDTLR-72-14/3	5995
78″	1981	185	83.9	48.8	SDTLL-78-16/4	4951	SDTLL-78-16/3	5267	SDTLL-78-14/3	6132
78″	1981	185	83.9	48.8	SDTLR-78-16/4	4951	SDTLR-78-16/3	5267	SDTLR-78-14/3	6132
84″	2134	195	88.5	50.8	SDTLL-84-16/4	4873	SDTLL-84-16/3	5245	SDTLL-84-14/3	6177
84″	2134	195	88.5	50.8	SDTLR-84-16/4	4873	SDTLR-84-16/3	5245	SDTLR-84-14/3	6177
96″	2438	210	95.3	57.8	SDTLL-96-16/4	4912	SDTLL-96-16/3	5284	SDTLL-96-14/3	6221
96″	2438	210	95.3	57.8	SDTLR-96-16/4	4912	SDTLR-96-16/3	5284	SDTLR-96-14/3	6221
108″	2743	220	99.8	61.8	SDTLL-108-16/4	5159	SDTLL-108-16/3	5697	SDTLL-108-14/3	6522
108″	2743	220	99.8	61.8	SDTLR-108-16/4	5159	SDTLR-108-16/3	5697	SDTLR-108-14/3	6522
120″	3048	230	107.3	65.2	SDTLL-120-16/4	6369	SDTLL-120-16/3	6725	SDTLL-120-14/3	7823
120″	3048	230	107.3	65.2	SDTLR-120-16/4	6369	SDTLR-120-16/3	6725	SDTLR-120-14/3	7823

soiled dishtable with landing shelf — left-hand model with optional accessories shown

with 3-Compartment Pot Sink – see spec sheet EG50.11

length		weight		cu	16 gauge type 430		16 gauge type 304		14 gauge type 304	
in.	mm	lb.	kg	ft	model #	list	model #	list	model #	list
124″	3150	190	86.2	60.4	SDTPL-124-16/4	5803	SDTPL-124-16/3	6762	SDTPL-124-14/3	8195
124″	3150	190	86.2	60.4	SDTPR-124-16/4	5803	SDTPR-124-16/3	6762	SDTPR-124-14/3	8195

soiled dishtable with 3-compartment pot sink — right-hand model

Stainless Steel Options for 16 Gauge Soiled Dishtables…

For Soiled Dishtables on pages 228 and 229.

…For Tables with Straight Design and with Pot Sink

description	add* suffix #	add to list price
Stainless Steel Legs		
for lengths up to 72″	-SL	157
for lengths 84″ and longer	-SL	314
Stainless Steel Legs and Gussets		
for lengths up to 72″	-SLG	215
for lengths 84″ and longer	-SLG	430
Stainless Steel Legs, Gussets, and Feet		
for lengths up to 72″	-SLGF	247
for lengths 84″ and longer	-SLGF	494

…For Tables with Corner and Island Design and with Landing Shelf

description	add* suffix #	add to list price
Stainless Steel Legs		
for lengths up to 96″	-SL	326
for lengths 96″ and longer	-SL	457
Stainless Steel Legs and Gussets		
for lengths up to 96″	-SLG	471
for lengths 96″ and longer	-SLG	631
Stainless Steel Legs, Gussets, and Feet		
for lengths up to 96″	-SLGF	551
for lengths 96″ and longer	-SLGF	743

* Example: SDTL-24-16/3-**SL**

Soiled Dishtable Kit – see spec sheet EG50.07

For all soiled dishtables listed above and listed on page 228. Kit includes scrap basket, rack slide and T&S prerinse faucet (313295). Add suffix " **-SRP**" to model # and add $1853.
Example: SDTL-30-14/3-**SRP**

Undercounter Dishtables – see spec sheet EG50.05

Sized to accept all 24″ (620mm)-wide undercounter dishwashers. **L** or **R** in model numbers indicate left or right placement of dishwasher. **Freight class is 70.0**.

length		weight		cu	16 gauge type 430		16 gauge type 304		14 gauge type 304	
in.	mm	lb.	kg	ft	model #	list	model #	list	model #	list
48″	1219	95	43.1	15.3	UDT-4L-16/4	1646	UDT-4L-16/3	1884	UDT-4L-14/3	2097
48″	1219	95	43.1	15.3	UDT-4R-16/4	1646	UDT-4R-16/3	1884	UDT-4R-14/3	2097
60″	1524	105	47.6	18.9	UDT-5L-16/4	1762	UDT-5L-16/3	2041	UDT-5L-14/3	2317
60″	1524	105	47.6	18.9	UDT-5R-16/4	1762	UDT-5R-16/3	2041	UDT-5R-14/3	2317

undercounter dishtable with optional accessories shown —right-hand model

Mobile Soak Sinks – see spec sheet EG50.04

8″ (203mm)-deep sink. 14 gauge. Features lever drain, 5″ (127mm) casters (two with brake), rolled edge, stainless steel legs, gussets, and crossbraces. **Freight class is 85.0**.

overall width x length		cu	33″ (838mm) HEIGHT weight				20″ (508mm) HEIGHT WITH SILVER CHUTE AND SILVERWARE BASKET weight			
in.	mm	ft	lb.	kg	model #	list	lb.	kg	model #	list
23″ x 23″	584 x 584	14	80	36.3	MSS2020	2653	75	34.0	MSS2020SC	2912
27″ x 27″	686 x 686	15	90	40.8	MSS2424	2703	85	38.6	MSS2424SC	2973

mobile soak sink…

…with silver chute and silverware basket

CATALOG SECTION 50

Dishtable Rack Shelves – see spec sheet EG50.06

Freight class is 70.0.

slanted rack shelf with drip tube on left

Slanted Rack Shelves

An efficient operation setup, these shelves provide extra rack storage. Stainless steel (16 gauge) construction. W all mounting brackets provided. Complete with drip tube on left or right side.

width x length		shipping weight		TUBE ON LEFT		TUBE ON RIGHT	
in.	mm	lbs.	kg	model #	list	model #	list
21″ x 21″	533 x 533	20	9.0	605380	964	606641	964
21″ x 42″	533 x 1067	30	13.6	605381	1027	606642	1027
21″ x 63″	533 x 1600	40	18.1	605382	1122	606643	1122
21″ x 84″	533 x 2134	50	22.7	606294	1187	606644	1187

double rack shelf

Double Rack Shelf

60″ (1524mm) long. For soiled dishtables with island design (page 228) and soiled dishtables with landing shelf (page 229). Please note that one end is wall-mounted.

shipping wt.			
lbs.	kg	model #	list
61	27.7	605383	2382



double sided sorting shelf

Double Sided Sorting Shelf

60″ (1524mm) long. For soiled dishtables with island design (page 228) and soiled dishtables with landing shelf (page 229). Please note that one end is wall-mounted.

shipping wt.			
lbs.	kg	model #	list
75	34.0	606295	2182



tubular rack shelf

Tubular Design Rack Shelves

Wall mounted, all-welded construction.

length		shipping wt.			
in.	mm	lbs.	kg	model #	list
21″	533	16	7.3	606300	841
42″	1067	25	11.3	606301	940
63″	1600	34	15.4	606302	1014
84″	2134	43	19.5	606303	1072

KD tubular rack shelf

KD Tubular Design Rack Shelves

Wall mounted. Knock-down construction.

length		shipping wt.			
in.	mm	lbs.	kg	model #	list
21″	533	17	7.7	606296	764
42″	1067	26	11.8	606297	854
63″	1600	35	15.9	606298	922
84″	2134	44	20.0	606299	975

Custom options and accessories for Dishtables can be found on pages 266-267.

100 Industrial Boulevard, Clayton, DE 19938-8903 U.S.A.
Phone: 800-441-8440 or 302-653-3000. Fax: 302-653-2065
http://www.eaglegrp.com

EAGLE GROUP
Profit from the Eagle Advantage®

Dishtable Accessories and Options – see spec sheet EG50.07

Scrap Basket

Improves prerinse efficiency . This model features all-16 gauge stainless steel construction. T abs provide proper height and basket drainage.

shipping wt. lbs.	shipping wt. kg	model #	list
15	6.8	301630	397

scrap basket

Rack Slide

A must for any prerinse operation. 16 gauge construction.

shipping wt. lbs.	shipping wt. kg	model #	list
4	1.8	301124	247

rack slides

Prerinse Basket with Slide Bar

An all-in-one combination. Type 304 construction throughout.

width x length x depth in.	width x length x depth mm	shipping wt. lbs.	shipping wt. kg	model #	list
17½″ x 19½″ x 2″	445 x 493 x 51	3	1.4	606434	489

prerinse basket with slide bar

Drain Trough

5″ (127mm) wide and 2″ (51mm) deep with a 1 ½″ (38mm) center drain opening. Removable basket with handles. All stainless steel construction.

shipping wt. lbs.	shipping wt. kg	model #	list
13	5.8	SCRAP TROUGH	778

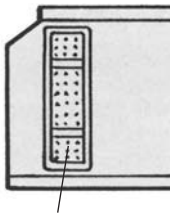

scrap trough

Deck-Mount Prerinse Units…

Features temperature adjustment for hot water with preset cold water adjustment for anti-scald protection.

…Standard Prerinse Components

description	model #	list
deck mounted spray unit	300718	978
wall bracket	301190	66
faucet add-on with 12″ (305mm) spout	301189	260

…T&S Extra Heavy Duty Prerinse Components

Top-of-the-line.

description	model #	list
deck mounted spray unit with wall bracket	313295	1209
faucet add-on with 12″ (305mm) spout	313297	320

deck mounted prerinse unit

Custom options and accessories for Dishtables can be found on pages 266-267.

CATALOG SECTION 50

Dishtable Accessories and Options – see spec sheet EG50.07

dishtable undershelf

Dishtable Undershelves

Provides extra space for rack storage and operation equipment. 24⅛″ (612mm) wide.
NOTE: Order one size smaller than dishtable.

length		weight		galvanized		400 series		300 series	
in.	mm	lbs.	kg	model #	list	model #	list	model #	list
24″	610	10	4.5	605371	476	605374	611	606479	753
36″	914	15	6.8	605372	579	605375	681	606480	840
48″	1219	20	9.0	605373	718	605376	842	606481	971

LIFESTOR® Undershelf for Dishtables

- see spec sheet EG50.12

The only machine-washable undershelf in the market today! Available for straight clean or soiled dishtables. Louvered polymer shelf sections feature MICROGARD ® antimicrobial protection. Four -sided adjustable stainless steel bracing ensures strength. NOTE: Must be ordered at same time as dishtable—cannot be field installed.
To order, add suffix "**-LL1**" (example: CDTR-24-16/3**-LL1**). See chart below for pricing.

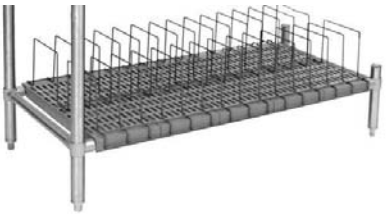

LIFESTOR® undershelf with tray drying racks

dishtable length		LIFESTOR® undershelf* length			dishtable length		LIFESTOR® undershelf* length		
in.	mm	in.	mm	list	in.	mm	in.	mm	list
24″	610	8¾″	222	191	72″	1829	43¾″	1111	296
30″	762	17½″	445	199	84″	2134	52½″	1334	319
36″	914	17½″	445	214	96″	2438	70″	1778	447
48″	1219	26¼″	667	238	120″	3048	87½″	2223	507
60″	1524	35″	889	265					

Optional Tray Drying Racks for LIFESTOR® Undershelves

Constructed of 6 gauge wire with green epoxy coating. Fits 48″ (1219mm)-long shelves or longer.

spacing		number	18″ RACKS		23″ RACKS	
in.	mm	of slots	model #	list	model #	list
1½″	38	28	TR18481-VG	115	TR23481-VG	115
3″	76	14	TR18483-VG	108	TR23483-VG	109

Disposal Provision Package

Disposal collar adapters can be installed on any prerinse sink. Both collar and cone are to be supplied by the customer.

description	model #	list
disposal collar weldment, bracket for disposal switch, and vacuum breaker holes	E41	635
disposal cone* weldment, bracket for disposal switch, and vacuum breaker holes	E41A	635

* If cone is welded to dishtable top, the top must be 14 gauge type 304 stainless steel.

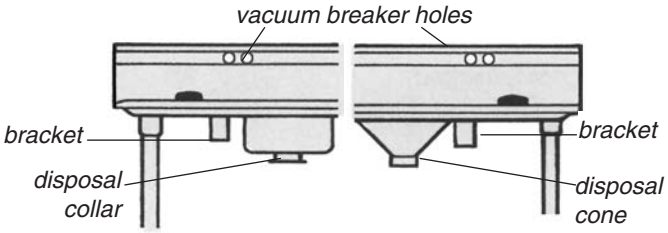

Provision for Scrap Collector or Troughveyor

Includes cutout in top for collector mounting. Does not include welding of unit to dishwasher. All welding is by others.

description	model #	list
Flange in opening or trough to accept collector or troughveyor when required	E41B	1193

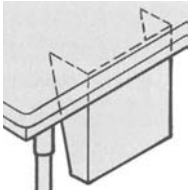

control panel bracket

Control Panel Bracket

Please specify location.

description	model #	list
6″ x 9″ (152 x 229mm)	E96	209
9″ x 12″ (229 x 305mm)	E96A	314

gusset

Stainless Steel Gussets

Optional only for 16 gauge tables. Standard on Spec-Master ® tables.

description	model #	list each
stainless steel gussets	316743	30

bullet foot

Bullet Feet

With a full 1″ (25mm) adjustment.

description	model #	list
stainless steel	300692	16
white metal	301036	9
plastic feet	300293	2

100 Industrial Boulevard, Clayton, DE 19938-8903 U.S.A.
Phone: 800-441-8440 or 302-653-3000. Fax: 302-653-2065
http://www.eaglegrp.com

EAGLE GROUP
Profit from the Eagle Advantage®

CATALOG SECTION 50

Dishtable Accessories and Options – see spec sheet EG50.07

Legs and Crossbrace Assembly

When durability and appearance are important. Features stainless steel welded construction.

NOTE: Standard only on Spec-Master® series dishtables.

description	model #	list
crossbrace assembly	311772	162
single leg for undershelf	300765	66

legs and crossbrace

Sink Covers

18 gauge stainless steel with holes provided for handling.

width x length in.	mm	shipping weight lbs.	kg	model #	list price
20″ x 20″	508 x 508	11	5.0	305428	176
16″ x 20″	406 x 508	10	4.5	351585	165

sink covers

Lever Drains

description	model #	list
1.5″ (38mm) IPS connection	300720	202
2″ (51mm) IPS connection	300721	202

lever drain

Anti-Siphon Breaker

model #	list
313832	154

anti-siphon breaker

PVC Rollers

2″ (51mm) diameter. Free-wheel. For 14/304 dishtables only. For ease of sliding dish racks. For stainless steel rollers, contact factor y. Three rollers required for ever y 12″ (305mm). Example: For a 6′ (1829mm) table, at the required three per foot: 6′ table x 3 per foot = 18 rollers needed.

length in.	mm	shipping weight lbs.	kg	table setup charge	model #	list each
24″	610	3	1.4	469	DTRA-24	186

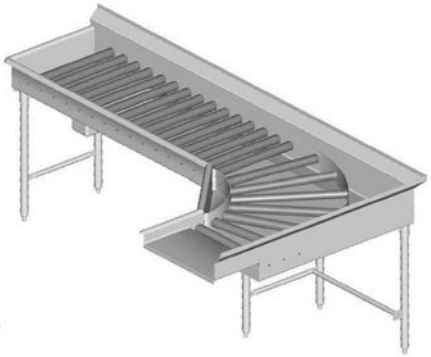

corner dishtable with optional PVC rollers

Dishwasher Condensate Vents, DVS Series

– see spec sheets EG50.07 and EG55.03

Mounts to dishwasher end vents. Seams are continuously liquid-tight. 18 gauge type 304 stainless steel. **Freight class is 70.0**.

width x length x height* in.	mm	weight lbs.	kg	model #	list price each
4″ x 16″ x 48″	102 x 406 x 1219	60	27.2	DVS-48	1179
4″ x 16″ x 60″	102 x 406 x 1524	75	34.0	DVS-60	1291
4″ x 16″ x 72″	102 x 406 x 1829	90	40.8	DVS-72	1390

* If you have other size requirements, please call the factor y.



condensate vents

Dishwasher Condensate and Type II Hoods, HDC Series

– see spec sheets EG50.07 and EG55.03 (NSF)(NFPA-96 for Type II)

12″ x 12″ (305 x 305mm) collar opening for exhaust connection. 20″ (508mm) height. All type 304 stainless steel construction. Features full perimeter gutter and drain tube located on the left. **Freight class is 70.0**.

Note: For Type II applications, optional baffles are required. To order, add suffix "**S**" to model number (example: HDC3636**S**) and 75% to list price.

width x length* in.	mm	weight lbs.	kg	cubic feet	model #	list
36″ x 36″	914 x 914	105	47.6	41.7	HDC3636	2297
36″ x 42″	914 x 1067	115	52.2	43.5	HDC3642	2577
36″ x 48″	914 x 1219	125	56.7	52.5	HDC3648	2720
42″ x 42″	1067 x 1067	135	61.2	53.5	HDC4242	2922
48″ x 48″	1219 x 1219	150	68.0	66.2	HDC4848	3384

* If you have other size requirements, please call the factor y.



condensate hoods

100 Industrial Boulevard, Clayton, DE 19938-8903 U.S.A.
Phone: 800-441-8440 or 302-653-3000. Fax: 302-653-2065
http://www.eaglegrp.com

EAGLE GROUP
Profit from the Eagle Advantage®

Exhaust-Only Hoods 237
Front Discharge Make-Up Air Exhaust Hoods 237
Internal Discharge Make-Up Air Hoods 238
SPEC AIR® Ventilation Hood Accessories 239

Custom options and accessories for Vent Hoods can be found on pages 268.

Ventilation Hoods

SPEC AIR® hoods come standard with accessories that most other manufacturers offer as options, with extra charge.

However, should you require additional accessories, please select from our list. Include quantity and model number with your order. If you require an accessory not listed, please contact the factory for assistance.

CATALOG SECTION 55

SPEC AIR®

Ventilation Hoods

For use in commercial cooking including restaurant, kitchen, fast food, and deli.

HESFA-96 NSF

Standard Features Include:

- Hood surfaces are constructed of 18 gauge type 400 stainless steel. Unexposed surfaces are 18 gauge stainless steel. Seams of the canopy are continuously welded liquid-tight.
- U.L. Listed vapor-proof incandescent light fixtures are mounted and provided with a junction box mounted on top of the hood.
- U.L. Classified filters are aluminum, non-clogging, baffle-type, and easily removable for cleaning.
- Full-length stainless steel grease trough is pitched to drain grease from filters and exhaust plenum.
- Grease drains from trough into a removable grease container for disposal.
- 3˝ (76mm) airspace at rear of exhaust hood.
- Exhaust and supply collar(s).
- Supply collar(s) with fire damper(s) on internal make-up air models.
- Front and rear full length hanging brackets.

100 Industrial Boulevard, Clayton, DE 19938-8903 U.S.A.
Phone: 800-441-8440 or 302-653-3000. Fax: 302-653-2065
http://www.eaglegrp.com

EAGLE GROUP Profit from the Eagle Advantage®

SPEC AIR® Ventilation Hoods NSF NFPA-96

All hoods are 51″ (1295mm) deep and 24″ (610mm) height.
Note: Prices do not include the following: Installation supplies and materials, hanging of ventilator , exhaust and supply fans, curbs, ductwork, transitions, penetrating and sealing of roof or ceiling, trim, flashing, permits, fire protection system or tests, air balancing, electrical of any nature or any special requirements from local authorities.

Exhaust-Only Hoods, HES & HEB Series NSF NFPA-96

- see spec sheet EG55.00

Designed for use where make-up air is supplied by other vent systems. Regular and short front models (for low ceilings) available. **Freight class is 70.0**.

length		weight		cubic	Regular		Short Front	
in.	mm	lbs.	kg	feet	model #	list	model #	list
48″	1219	275	124.7	69.5	HEB96-48	4924	HES96-48	4351
54″	1372	309	140.2	76.9	HEB96-54	5487	HES96-54	4903
60″	1524	344	156.0	84.0	HEB96-60	6036	HES96-60	5440
66″	1676	378	171.5	91.5	HEB96-66	6582	HES96-66	6481
72″	1829	412	186.9	98.5	HEB96-72	7193	HES96-72	6531
78″	1981	481	218.2	112.9	HEB96-78	7739	HES96-78	7066
84″	2134	550	249.5	127.5	HEB96-84	8352	HES96-84	7619
90″	2286	567	257.2	131.0	HEB96-90	8898	HES96-90	8155
96″	2438	584	264.9	134.5	HEB96-96	9509	HES96-96	8706
102″	2591	601	272.6	138.1	HEB96-102	10056	HES96-102	9251
108″	2743	618	280.3	141.7	HEB96-108	10603	HES96-108	9780
114″	2896	653	296.2	148.9	HEB96-114	11214	HES96-114	10333
120″	3048	687	311.6	156.0	HEB96-120	11762	HES96-120	10871
126″	3200	721	327.0	163.5	HEB96-126	12373	HES96-126	11396
132″	3353	756	342.9	170.5	HEB96-132	12920	HES96-132	11959
138″	3505	790	358.3	177.7	HEB96-138	13531	HES96-138	12476
144″	3658	825	374.2	184.9	HEB96-144	14078	HES96-144	13021

exhaust-only hood…

…with short front fascia

Front Discharge Make-Up Air Exhaust Hoods, HEF & HESF A Series NSF NFPA-96

- see spec sheet EG55.01

Supplies make-up air through the hood, independent of other ventilation systems, at ceiling level. Regular and short front models (for low ceilings) available. **Freight class is 70.0**.

length		weight		cubic	Regular		Short Front	
in.	mm	lbs.	kg	feet	model #	list	model #	list
48″	1219	302	137.0	69.5	HEF96-48	7117	HESFA96-48	6818
54″	1372	339	153.8	76.9	HEF96-54	7139	HESFA96-54	6840
60″	1524	378	171.5	84.0	HEF96-60	10500	HESFA96-60	8449
66″	1676	415	188.2	91.5	HEF96-66	10507	HESFA96-66	8458
72″	1829	453	205.5	98.5	HEF96-72	12205	HESFA96-72	10081
78″	1981	491	222.7	112.9	HEF96-78	12212	HESFA96-78	10087
84″	2134	529	240.0	127.5	HEF96-84	13551	HESFA96-84	11713
90″	2286	567	257.2	131.0	HEF96-90	13675	HESFA96-90	11719
96″	2438	605	274.4	134.5	HEF96-96	13803	HESFA96-96	13207
102″	2591	642	291.2	138.1	HEF96-102	15380	HESFA96-102	13351
108″	2743	679	308.0	141.7	HEF96-108	15553	HESFA96-108	14960
114″	2896	718	325.7	148.9	HEF96-114	15653	HESFA96-114	14982
120″	3048	755	342.5	156.0	HEF96-120	17338	HESFA96-120	16592
126″	3200	793	359.7	163.5	HEF96-126	17359	HESFA96-126	16613
132″	3353	831	376.9	170.5	HEF96-132	19285	HESFA96-132	18222
138″	3505	869	394.2	177.7	HEF96-138	19065	HESFA96-138	18245
144″	3658	907	411.4	184.9	HEF96-144	20749	HESFA96-144	19855

front discharge make-up air exhaust hood…

…with short front fascia

CATALOG SECTION 55

SPEC AIR® Ventilation Hoods NSF NFPA-96

Note: Prices do not include the following: Installation supplies and materials, hanging of ventilator, exhaust and supply fans, curbs, ductwork, transitions, penetrating and sealing of roof or ceiling, trim, flashing, permits, fire protection system or tests, air balancing, electrical of any nature or any special requirements from local authorities.

internal discharge make-up air hood

Internal Discharge Make-Up Air Hoods, HEIA Series NSF

- see spec sheet EG55.02 NFPA-96

Designed to save energy by keeping outside air inside the hood. Outside air is mixed and exhausted with the grease-laden air. 51″ (1295mm) deep. 24″ (610mm) height. **Freight class is 70.0**.

length in.	length mm	weight lbs.	weight kg	cubic feet	model #	list
48″	1219	322	146.1	69.5	HEIA96-48	7631
54″	1372	359	162.9	76.9	HEIA96-54	8595
60″	1524	379	171.9	84.0	HEIA96-60	9542
66″	1676	435	197.3	91.5	HEIA96-66	10487
72″	1829	473	214.6	98.5	HEIA96-72	11452
78″	1981	509	231.9	112.9	HEIA96-78	12397
84″	2134	549	249.0	127.5	HEIA96-84	13359
90″	2286	567	257.2	131.0	HEIA96-90	14305
96″	2438	625	283.5	134.5	HEIA96-96	15267
102″	2591	601	272.6	138.1	HEIA96-102	16222
108″	2743	699	317.1	141.7	HEIA96-108	17161
114″	2896	738	334.8	148.9	HEIA96-114	18124
120″	3048	775	351.5	156.0	HEIA96-120	19071
126″	3200	813	368.8	163.5	HEIA96-126	20027
132″	3353	851	386.0	170.5	HEIA96-132	20979
138″	3505	889	403.3	177.7	HEIA96-138	22829
144″	3658	930	421.8	184.9	HEIA96-144	24688



condensate vents

Dishwasher Condensate Vents, DVS Series NSF

- see spec sheets EG50.07 and EG55.03

Mounts to dishwasher end vents. Seams are continuously liquid-tight. 18 gauge type 304 stainless steel. **Freight class is 70.0**.

width x length x height* in.	mm	weight lbs.	kg	model #	list price each
4″ x 16″ x 48″	102 x 406 x 1219	60	27.2	DVS-48	1179
4″ x 16″ x 60″	102 x 406 x 1524	75	34.0	DVS-60	1291
4″ x 16″ x 72″	102 x 406 x 1829	90	40.8	DVS-72	1390

* If you have other size requirements, please call the factor y.



condensate hoods

Dishwasher Condensate and Type II Hoods, HDC Series NSF

- see spec sheets EG50.07 and EG55.03 (NFPA-96 for Type II)

12″ x 12″ (305 x 305mm) collar opening for exhaust connection. 20″ (508mm) height. All type 304 stainless steel construction. Features full perimeter gutter and drain tube located on the left. **Freight class is 70.0**. Note: For T ype II applications, optional baffles are required. T o order, add suffix "**S**" to model number (example: HDC3636**S**) and 75% to list price.

width x length* in.	mm	weight lbs.	kg	cubic feet	model #	list
36″ x 36″	914 x 914	105	47.6	41.7	HDC3636	2297
36″ x 42″	914 x 1067	115	52.2	43.5	HDC3642	2577
36″ x 48″	914 x 1219	125	56.7	52.5	HDC3648	2720
42″ x 42″	1067 x 1067	135	61.2	53.5	HDC4242	2922
48″ x 48″	1219 x 1219	150	68.0	66.2	HDC4848	3384

* If you have other size requirements, please call the factor y.

100 Industrial Boulevard, Clayton, DE 19938-8903 U.S.A.
Phone: 800-441-8440 or 302-653-3000. Fax: 302-653-2065
http://www.eaglegrp.com

EAGLE GROUP
Profit from the Eagle Advantage®

CATALOG SECTION 55

SPEC AIR® Ventilation Hood Accessories - see spec sheet EG55.05

To order the following ventilation hood accessories or options, include quantity and model number of each desired accessory or option with the model number of the ventilation hood ordered. Example: an "HEB96-48" hood (page 237), when accompanied with "E161," indicates a hood with optional stainless steel trim strip on the front.

SPEC AIR® hoods come standard with accessories that most other manufacturers offer as options, with extra charge.

However, should you require additional accessories, please select from our list. Include quantity and model number with your order. If you require an accessory not listed, please contact the factory for assistance.

3˝ (76mm) Air Space on sides (#2)
For vent hoods placed in corners or near neighboring walls.

description	model #	list
on front side of unit	E150	$64 per linear foot
on left side of unit	E151	270 per side
on right side of unit	E152	270 per side

Insulated Back - Reduces condensation **(#3)**

description	model #	list per linear foot
on front side of unit	E153	64
on back side of unit	E154	64
on left side of unit	E155	64
on right side of unit	E156	64

Stainless Steel Furring Channel (#4)
Used primarily for display signs, menus etc.

description	model #	list per linear foot
on front side of unit	E157	131
on back side of unit	E158	131
on left side of unit	E159	131
on right side of unit	E160	131

Stainless Steel Trim Strips
Seals off ceilings and/or walls

description	model #	list per linear foot
on front side of unit	E161	26
on back side of unit	E162	26
on left side of unit	E163	26
on right side of unit	E164	26

Extra Collars (#6)

description	model #	list each
extra exhaust collar	E165	491
extra supply collar	E166	491

Extra Supply Fire Damper — 360° Fusible link (#7)

model #	list each
E167	323

Filter Frames
(Maryland, Virginia, Washington D.C. Code) Stainless steel.

model #	list each
E168	102

Light Switch (#8)
Flush Mounted. 115 VAC. Field wiring required.

model #	list each
E169	220

Extra Bullet Lights (#1)
Vapor proof.

model #	list each
E170	307

Extra Grease Filters
20˝ x 20˝ (508 x 508mm), baffle type.

ALUMINUM		STAINLESS STEEL	
model #	list each	model #	list each
332493	74	332494	130

Extra Grease Cups

model #	list each
331677	89

Enclosure Panels (#5)
24˝ (610mm) height. Seals off ceilings and/or walls. Includes trim strips.

model #	list per linear foot
E174	208

Insulated Make-Up Air Plenum - Reduces condensation **(#9)**

model #	list per linear foot
E175	273

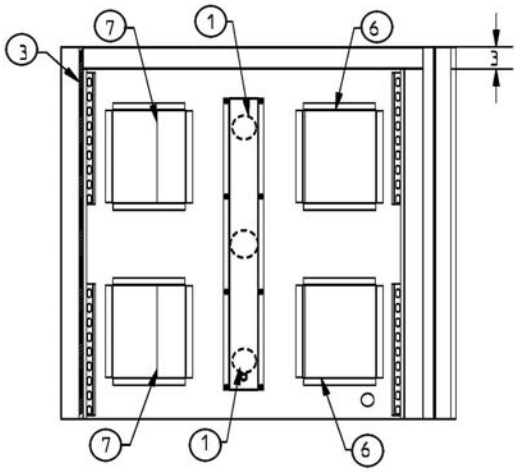

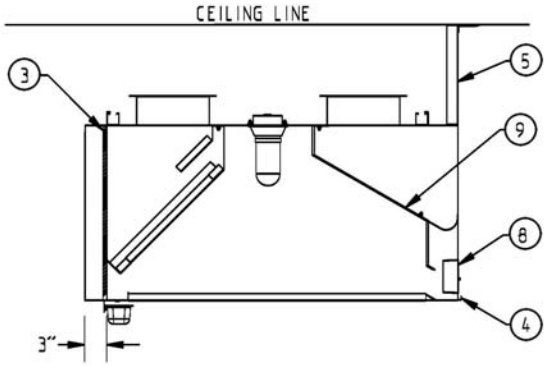

grease filter

bullet light

grease cups

100 Industrial Boulevard, Clayton, DE 19938-8903 U.S.A.
Phone: 800-441-8440 or 302-653-3000. Fax: 302-653-2065
http://www.eaglegrp.com

EAGLE GROUP
Profit from the Eagle Advantage®

18 Series Racks 243
26 Series Racks 244
Accessories 252
All-Welded Pan Racks 244
Aluminum Dunnage Racks. 250
Aluminum Racks with Side Panels 245
Bun Pan Dolly 250
Can Racks 248
Carrier Racks 244
Combination Racks 245
Cook & Hold Cabinets 263
Donut Rack 249
Double-Compartment Racks 245
Drip Racks 251
Four-Compartment Racks 245
Glass Rack Dolly 250
Lifetime Series Racks 253-254
Multiple Purpose Rack 246
Nesting Dunnage Racks 250
Open Box Bus Cart. 246
Open Lug Racks. 249
Oval Tray Racks 247
Oven Racks 248
Pan Truck. 250
Pizza Pan & Pizza Dough Box Racks 249
Platter Racks 248
Roll-In Refrigerator Racks 247
Sheet Pans. 251
Stainless Steel Racks. 245
Transport Holding Cabinets 255-262
Universal Angle Racks 246
Wire Pan Racks 249
Working Height Racks 243
“Z” Type Nesting Racks 247

Panco® Transport Systems

CATALOG SECTION 60

PANCO® TRANSPORT Systems

A simple solution to a frustrating situation… "How can we get all this from here to there?" Panco® Transport Racks provide the most efficient way to handle the many items required in the preparation, serving and storage of your products.

Panco® Transport Racks succeed in pairing efficiency with durability. Developed in conjunction with the needs of the customer, the following features make Panco® mobile open utility racks the choice of the foodser vice industry.

- Designed with the end user in mind to endure the test of time. All Panco ® racks are constructed of stainless steel or high-strength extruded aluminum sections.
- Roll, glide and maneuver easily with non-marking NSF® approved swivel casters.
- Rack slides are designed to fit most popular tray sizes and are configured to accommodate a variety of products.
- Available in several widths and heights, Panco® provides the perfect size open transport rack to fit your needs.
- While all transport units can also be used as storage areas, there are workstation and refrigerator roll-in models as well.

100 Industrial Boulevard, Clayton, DE 19938-8903 U.S.A.
Phone: 800-441-8440 or 302-653-3000. Fax: 302-653-2065
http://www.eaglegrp.com

EAGLE GROUP
Profit from the Eagle Advantage®

18 Series Deluxe Racks – see spec sheet EG60.00 NSF

For 18˝ x 26˝ (457 x 660mm) pans. Features narrow opening, 5˝ (127mm) casters, front-to-back and side-to-side crossbracing, and 1˝ (25mm) square tubing. Aluminum models shipped knocked down. Stainless steel models assembled. Dimensions shown include caster hub. Add 2¾˝ (70mm) to depth for caster trail. **Freight class is 70.0**.

Accessories available include casters with locking brakes, rotar y donut bumpers, perimeter bumper*, vertical corner bumpers, and pan stops. See page 252.

Aluminum

overall dimensions width x depth x height in.	mm	sliding space in.	mm	pan capacity	weight lbs.	kg	cu ft	model #	list
21˝ x 26½˝ x 64¼˝	533 x 673 x 1632	5˝	127	11	29	13.2	4	OUR-1811-5	475
21˝ x 26½˝ x 64¼˝	533 x 673 x 1632	3˝	76	18	36	16.3	4	OUR-1818-3	589
21˝ x 26½˝ x 69¼˝	533 x 673 x 1759	3˝	76	20	37	16.8	4	OUR-1820-3	596
21˝ x 26½˝ x 69¼˝	533 x 673 x 1759	2¼˝	57	24	42	19.1	4	OUR-1824-2	688

* Factory welded assembly required for aluminum models specified with perimeter bumper . See page 252.

Stainless steel

overall dimensions width x depth x height in.	mm	sliding space in.	mm	pan capacity	weight lbs.	kg	cu ft	model #	list
20½˝ x 28˝ x 66½˝	521 x 711 x 1689	5˝	127	11	105	47.6	27	OUR-1811-5-SR	1700
20½˝ x 28˝ x 66½˝	521 x 711 x 1689	3˝	76	18	122	55.3	27	OUR-1818-3-SR	2129
20½˝ x 28˝ x 72⅛˝	521 x 711 x 1832	3˝	76	20	127	57.6	27	OUR-1820-3-SR	2275
20½˝ x 28˝ x 66½˝	521 x 711 x 1689	2¼˝	57	24	137	62.1	27	OUR-1824-2-SR	2340

18 series rack

Optional Cart Covers for 18 Series Racks

Covers are fire, mildew , and rot resistant. Easy to clean, waterproof, and feature dual zippers. Available in white PVC laminate or transparent. White laminate features a clear window on one narrow side. **Freight class is 70.0**.

width x depth x height in.	mm	fits units	WHITE model #	list	TRANSPARENT model #	list
24˝ x 30˝ x 61½˝	610 x 762 x 1562	OUR-1811-5 OUR-1818-3 OUR-1824-3	P2RCW-3	273	P2RC-3	199
24˝ x 30˝ x 69˝	610 x 762 x 1753	OUR-1820-3	P2RCW-4	273	P2RC-4	199

rack with optional transparent cart cover

rack with optional white cart cover

18 Series Working Height Rack – see spec sheet EG60.00 NSF

For 18˝ x 26˝ (457 x 660mm) pans. Features include top pan guides, out-rigger pan mount, and 5˝ (127mm) swivel casters. Aluminum models shipped knocked down. Stainless steel models assembled. Dimensions shown include caster hub. Add 2 ¾˝ (70mm) to depth for caster trail. **Freight class is 70.0**.

Accessories available include casters with locking brakes, rotar y donut bumpers, vertical corner bumpers, and pan stops. See page 252.

overall dimensions width x depth x height in.	mm	sliding space in.	mm	pan capacity	ALUMINUM* weight lbs.	kg	cu ft	model #	list	STAINLESS STEEL weight lbs.	kg	cu ft	model #	list
22˝ x 28⅜˝ x 35˝	559 x 721 x 889	3˝	76	9**	29	13.2	3.6	OUR-1807-3	860	78	35.4	12.7	OUR-1807-3-SR	1622

* Factory assembly available for all aluminum models. See page 252.

** Total pan capacity is 9 when outrigger pan mounts are in use.

Optional Tops for Working Height Rack

Freight class is 70.0.

description	weight lbs.	kg	model #	list
maple top for OUR-1807-3	30	13.6	606376	478
poly top for OUR-1807-3	25	11.3	606377	569
stainless steel top for OUR-1807-3	30	13.6	606378	460

working height rack with optional maple top and pans

CATALOG SECTION 60

26 Series Racks – see spec sheet EG60.01 NSF

For 18˝ x 26˝ (457 x 660mm) sheet pans. Aluminum and stainless steel models available. Features include wide opening, 5˝ (127mm) casters, and front-to-back/side-to-side crossbracing. Aluminum models shipped knocked down. Stainless steel models shipped assembled. Dimensions shown include caster hub. Add 2 ¾˝ (70mm) to depth for caster trail. **Freight class is 70.0**.

Accessories available include casters with locking brakes, rotar y donut bumpers, perimeter bumper*, vertical corner bumpers, and pan stops. See page 252.

26 series rack

Aluminum

overall dimensions width x depth x height in.	mm	sliding space in.	mm	pan capacity	weight lbs.	kg	cu ft	model #	list
28½˝ x 19˝ x 69˝	724 x 483 x 1753	5˝	127	12	37	16.8	10	OUR-2611-5	552
28½˝ x 20˝ x 66⅜˝	724 x 508 x 1686	3˝	76	18	43	19.5	10	OUR-2618-3	695
28½˝ x 20˝ x 72˝	724 x 508 x 1829	3˝	76	20	53	24.0	10	OUR-2620-3	705
28½˝ x 20˝ x 66⅜˝	724 x 508 x 1686	2¼˝	57	24	56	25.4	10	OUR-2624-2	806

* Factory welded assembly required for all aluminum models specified with perimeter bumpers. See page 252.

Stainless Steel

overall dimensions width x depth x height in.	mm	sliding space in.	mm	pan capacity	weight lbs.	kg	cu ft	model #	list
28½˝ x 20˝ x 66⅜˝	724 x 508 x 1686	5˝	127	11	112	50.8	27	OUR-2611-5-SR	2198
28½˝ x 20˝ x 66⅜˝	724 x 508 x 1686	3˝	76	18	129	58.5	27	OUR-2618-3-SR	2268
28½˝ x 20˝ x 72½˝	724 x 508 x 1842	3˝	76	20	158	71.6	27	OUR-2620-3-SR	2334
28½˝ x 20˝ x 66⅜˝	724 x 508 x 1686	2¼˝	57	24	161	73.0	27	OUR-2624-2-SR	2399

All-Welded Pan Racks – see spec sheet EG60.02 NSF

For 18˝ x 26˝ (457 x 660mm) pans. Heavy duty all-welded aluminum construction. Features 5˝ (127mm) stem casters, 1˝ (25mm) square tubing, and side-to-side crossbracing. **Freight class is 70.0**.

Accessories available include casters with locking brakes, rotary donut bumpers, perimeter bumper, vertical corner bumpers, and pan stops. See page 252.

all-welded rack

18 Series

description	overall dimensions width x depth x height in.	mm	weight lbs.	kg	cu ft	sliding space in.	mm	full size pan capacity	model #	list
front load	20½˝ x 26˝ x 38˝	518 x 660 x 965	19	8.6	14.7	3˝	76	10	OUR-1810-3/W*	591
front load	20½˝ x 26˝ x 69˝	518 x 660 x 1753	25	11.3	25.8	5˝	127	12	OUR-1812-5/W	596
front load	20½˝ x 26˝ x 69˝	518 x 660 x 1753	38	17.2	21.0	3˝	76	20	OUR-1820-3/W	641
front load	20½˝ x 26˝ x 69˝	518 x 660 x 1753	47	21.3	21.0	2˝	51	30	OUR-1830-2/W	925

26 Series

description	overall dimensions width x depth x height in.	mm	weight lbs.	kg	cu ft	sliding space in.	mm	full size pan capacity	model #	list
side load	28½˝ x 20˝ x 72¼˝	724 x 457 x 1835	27	12.2	25.2	5˝	127	12	OUR-2612-5/W	739
side load	28½˝ x 19˝ x 69˝	724 x 483 x 1753	27	12.2	25.2	3˝	76	20	OUR-2620-3/W	840
side load	28½˝ x 19˝ x 69˝	724 x 483 x 1753	32	14.5	25.2	2˝	51	30	OUR-2630-2/W	889

* Model #OUR-1810-3/W features stainless steel top. All other models feature open top.

Carrier Racks – see spec sheet EG60.05 NSF

For 20˝ x 20˝ (508 x 508mm) utensil/glass racks. 5˝ (127mm) swivel casters. Aluminum and stainless steel models available. Aluminum models shipped knocked down. Stainless steel models shipped assembled. Dimensions shown include caster hub. Add 2¾˝ (70mm) to depth for caster trail. **Freight class is 70.0**.

Accessories available include casters with locking brakes, rotar y donut bumpers, perimeter bumper*, vertical corner bumpers, and pan stops. See page 252.

carrier rack

Aluminum

overall dimensions width x depth x height in.	mm	sliding space in.	mm	rack capacity	weight lbs.	kg	cu ft	model #	list
22˝ x 20½˝ x 69˝	559 x 521 x 1753	10˝	254	6	44	20.0	12	OUR-2006-9A	808
22˝ x 20½˝ x 65˝	559 x 521 x 1651	7˝	178	8	45	20.4	12	OUR-2008-6A	820

Stainless Steel

overall dimensions width x depth x height in.	mm	sliding space in.	mm	rack capacity	weight lbs.	kg	cu ft	model #	list
22¾˝ x 22½˝ x 65¾˝	578 x 572 x 1670	9˝	229	6	100	45.4	22	OUR-2006-9SR	1547
22¾˝ x 22½˝ x 64⅛˝	578 x 572 x 1629	6½˝	165	8	102	46.3	22	OUR-2008-6SR	1568

100 Industrial Boulevard, Clayton, DE 19938-8903 U.S.A.
Phone: 800-441-8440 or 302-653-3000. Fax: 302-653-2065
http://www.eaglegrp.com

EAGLE GROUP
Profit from the Eagle Advantage®

Stainless Steel Racks – see spec sheet EG60.03 NSF

For 12″ x 20″ (305 x 508mm) pans. Stainless steel models only. 5″ (127mm) swivel casters. Features stainless steel channel tray slides. Shipped assembled. Dimensions shown include caster hub. Add 2¾″ (70mm) to depth for caster trail. **Freight class is 70.0**.

Accessories available include casters with locking brakes, rotary donut bumpers, perimeter bumper, vertical corner bumpers, and pan stops. See page 252.

description	overall dimensions width x depth x height in.	mm	weight lbs.	kg	cu ft	sliding space in.	mm	pan capacity	model #	list
single width	16⅛″ x 22¾″ x 64½″	410 x 578 x 1638	127	57.6	15	3″	76	18	OUR-1218-3-SR	1969
double width	31¼″ x 22¾″ x 64⅞″	794 x 578 x 1648	250	113.4	27	3″	76	36	OUR-1236-3-SR	4219

stainless steel rack

Aluminum Racks with Side Panels – see spec sheet EG60.07 NSF

Features include 5″ (127mm) swivel casters. Aluminum models only. **Freight class is 70.0**.

Model #ORO-1840 is shipped knocked down. Accessories available for this model include casters with locking brakes, perimeter bumper, vertical corner bumpers, and pan stops. See page 252.

Model #OR-1840 is shipped assembled, and features solid top and bottom. Accessories available for this model include casters with locking brakes, rotary donut bumpers, perimeter bumper, vertical corner bumpers, and pan stops. See page 252.

overall dimensions width x depth x height in.	mm	description	weight lbs.	kg	cubic feet	sliding space in.	mm	18″ x 26″ tray capacity	model #	list
20¾″ x 28″ x 70⅜″	527 x 711 x 1788	standard	68	30.8	15.0	1½″	38	40	ORO-1840	1984
20⅞″ x 28″ x 70⅜″	530 x 711 x 1788	heavy duty	88	39.9	25.1	1½″	38	40	OR-1840	2558

heavy duty rack with side panels

Combination Racks – see spec sheet EG60.04 NSF

For 12″ x 20″ (305 x 508mm) pans, 18″ x 26″ (457 x 660mm) sheet pans, or 14″ x 18″ (356 x 457mm) trays. Aluminum models only. 5″ (127mm) swivel casters. Shipped assembled. Dimensions shown include caster hub. Add 2¾″ (70mm) to depth for caster trail. **Freight class is 70.0**.

Accessories available include casters with locking brakes, rotary donut bumpers, perimeter bumper, vertical corner bumpers, and pan stops. See page 252.

overall dimensions width x depth x height in.	mm	weight lbs.	kg	cu ft	sliding space in.	mm	pan/tray capacity 12″ x 20″ pan	18″ x 26″ tray	14″ x 18″ tray	model #	list
20½″ x 29½″ x 66⅞″	521 x 749 x 1699	70	31.8	27	5″	127	11	11	22	OUR-1211-5	1188
20½″ x 29½″ x 66½″	521 x 749 x 1689	75	34.0	27	3″	76	18	18	36	OUR-1220-3	1305

combination rack

Double-Compartment Racks – see spec sheet EG60.06 NSF

For 18″ x 26″ (457 x 660mm) sheet pans. 5″ (127mm) swivel casters. Aluminum and stainless steel models available. All models shipped assembled. Dimensions shown include caster hub. Add 2¾″ (70mm) to depth for caster trail. **Freight class is 70.0**.

Accessories available include casters with locking brakes, rotary donut bumpers, perimeter bumper, vertical corner bumpers, and pan stops. See page 252.

overall dimensions width x depth x height in.	mm	cu ft	sliding space in.	mm	pan capacity	ALUMINUM weight lbs.	kg	model #	list	STAINLESS STEEL weight lbs.	kg	model #	list
40″ x 28″ x 66½″	1016 x 711 x 1689	45	5″	127	22	135	61.2	OUR-1822-5	1972	270	122.5	OUR-1822-5-SR	4017
40″ x 28″ x 66½″	1016 x 711 x 1689	45	3″	76	36	150	68.0	OUR-1836-3	2306	300	136.1	OUR-1836-3-SR	5116
40″ x 28″ x 66½″	1016 x 711 x 1689	45	2¼″	57	48	176	79.8	OUR-1848-2	2631	350	158.8	OUR-1848-2-SR	5835

double-compartment rack

Four-Compartment Tray Racks – see spec sheet EG60.06 NSF

For 10″ x 14″ (254 x 356mm) trays or 14″ x 18″ (356 x 457mm) trays. 5″ (127mm) swivel casters. Aluminum models only. Shipped assembled with center tray stop. Dimensions shown include caster hub. Add 2¾″ (70mm) to depth for caster trail. **Freight class is 70.0**.

Accessories available include casters with locking brakes, rotary donut bumpers, perimeter bumper, and vertical corner bumpers. See page 252.

overall dimensions width x depth x height in.	mm	weight lbs.	kg	cubic feet	sliding space in.	mm	tray capacity tray size	quantity	model #	list
40″ x 30″ x 69¾″	1016 x 762 x 1772	154	69.9	51	4½″	114	14″ x 18″	52	OUR-1452-4	2334
32″ x 22″ x 69¾″	813 x 559 x 1772	100	45.4	34	4½″	114	10″ x 14″	52	OUR-1052-4-A	2287
34¾″ x 24½″ x 68⅝″	883 x 622 x 1743	100	45.4	35	4½″	114	10″ x 14¾″	52	OUR-1052-4-B	2172

four-compartment rack

CATALOG SECTION 60

Multiple Purpose Racks — see spec sheet EG60.10 NSF

Adjustable universal slides accommodate almost any popular size tray or pan (see chart). 5″ (127mm) swivel casters. Slides adjustable in increments of 2 ½″ (64mm). Channel base. Aluminum models only . Shipped assembled. **Freight class is 70.0**.

Accessories available include casters with locking brakes, pan stops, extra universal angle slides, and rotary bumpers. See page 252.

multiple purpose rack

overall dimensions width x depth x height in.	mm	weight lbs.	kg	cubic feet	universal slides supplied	model #	list
25 3/16″ x 28″ x 69 3/8″	640 x 711 x 1762	71	32.2	30	10 sets	MPR-10	1213
25 3/16″ x 28″ x 69 3/8″	640 x 711 x 1762	81	36.7	30	12 sets	MPR-12	1314

Pan/Tray Sizes for Multiple Purpose Rack

width x depth x height in.	mm	width x depth x height in.	mm	width x depth x height in.	mm
10 7/8″ x 19 3/4″ x 2 1/4″	276 x 502 x 57	12″ x 18″ x 6″	305 x 457 x 152	18″ x 26″ x 1″	457 x 660 x 25
10 7/8″ x 19 3/4″ x 3 1/2″	276 x 502 x 89	14″ x 18″	356 x 457	18″ x 26″ x 2 3/16″	457 x 660 x 56
11 7/8″ x 20″ x 6 1/2″	302 x 508 x 165	15″ x 20″	381 x 508	18″ x 26″ x 3 1/2″	457 x 660 x 89
12″ x 20″ x 2 1/2″	305 x 508 x 64	20″ x 20″	508 x 508	18″ x 26″ x 4″	457 x 660 x 102
12″ x 20″ x 4″	305 x 508 x 102	22 1/2″ x 20 1/2″ x 6 1/2″	571 x 521 x 165	18″ x 26″	457 x 660
12″ x 20″ x 6″	305 x 508 x 152	20″ x 22″ x 1 1/4″	508 x 559 x 32	18″ x 13″ x 1″	457 x 330 x 25
12″ x 18″ x 2 1/2″	305 x 457 x 64	20″ x 22″ x 2 1/4″	508 x 559 x 57	18″ x 13″ x 4″	457 x 330 x 102
12″ x 18″ x 4	305 x 457 x 102	20″ x 22″ x 3 1/2″	508 x 559 x 89		

open bus box cart

Open Bus Box Cart — see spec sheet EG60.20 NSF

Holds three 21 3/4″ x 15 3/4″ x 5″ (553 x 400 x 127mm) bus boxes. All welded aluminum construction. Features 5″ (127mm) heavy duty casters. **Freight class is 70.0**.

Accessories available include casters with locking brakes, rotary bumpers, perimeter bumper, vertical corner bumpers, and pan stop. See page 252.

overall dimensions width x depth x height in.	mm	weight lbs.	kg	cubic feet	sliding space in.	mm	box capacity	model #	list
18 1/2″ x 26″ x 36″	470 x 660 x 914	26	11.8	11.6	10″	254	3	OBC-3A	411

bus box tubs

Bus Box Tubs

Made of high-density polyethylene.

width x length x depth in.	mm	model #	list
21 3/4″ x 15 3/4″ x 5″	553 x 400 x 127	BBT-5	17
21 3/4″ x 15 3/4″ x 7″	553 x 400 x 178	BBT-7	20

universal angle rack

Universal Angle Racks — see spec sheet EG60.12 NSF

Each set of universal slides holds two 12″ x 20″ (305 x 508mm) pans, plus one 18″ x 26″ (457 x 660mm) sheet pan, one 15″ x 20″ (381 x 508mm) tray or one 20″ x 20″ (305 x 305mm) rack. Features include adjustable universal slides, solid top, solid bottom, and 5″ (127mm) swivel plate casters. Aluminum and stainless steel models available. Shipped assembled. **Freight class is 70.0**.

Accessories available include casters with locking brakes, perimeter bumper , pan stops, and extra universal angle slides. See page 252.

overall dimensions width x depth x height in.	mm	cu ft	sliding space in.	mm	number of slides	ALUMINUM weight lbs.	kg	model #	list	STAINLESS STEEL* weight lbs.	kg	model #	list
23 1/2″ x 26″ x 64 3/8″	597 x 660 x 1635	23	2 1/2″	64	11	127	57.6	UAR-64-A	2095	140	63.5	UAR-64-SR	2402
23 1/2″ x 26″ x 69 3/8″	597 x 660 x 1762	24	2 1/2″	64	13	135	61.2	UAR-70-A	2129	147	66.7	UAR-70-SR	2622

*All stainless steel units are supplied with standard extruded aluminum universal slides.

100 Industrial Boulevard, Clayton, DE 19938-8903 U.S.A.
Phone: 800-441-8440 or 302-653-3000. Fax: 302-653-2065
http://www.eaglegrp.com

EAGLE GROUP
Profit from the Eagle Advantage®

Oval Tray Racks — see spec sheet EG60.09 NSF

For 23″ x 28″ (584 x 711mm) oval trays. 5″ (127mm) swivel casters. Horizontal and vertical storage units available. Dimensions shown include caster hub. Add 2¾″ (70mm) to depth for caster trail. **Freight class is 70.0**.

oval tray rack— vertical storage

Vertical Storage Racks

Features bottom panel sloped toward center . Single-tier and double-tier models available. Aluminum and stainless steel. All units shipped assembled.

Accessories available include casters with locking brakes, rotar y donut bumpers, and vertical corner bumpers. See page 252.

overall dimensions width x depth x height in.	mm	cu ft	tray capacity	ALUMINUM weight lbs.	kg	model #	list	STAINLESS STEEL weight lbs.	kg	model #	list
26¼″ x 31¼″ x 38½″	667 x 794 x 978	20	40	60	27.2	OTS-128-A	1282	100	45.4	OTS-128-SR	2205
26¼″ x 31¼″ x 66″	667 x 794 x 1676	33	80	110	49.9	OTS-228-A*	1657	150	68.0	OTS-228-SR*	2709

*Double-tier models

Horizontal Storage Racks

Features vertical tubing to prevent trays from extending out. All-welded aluminum models only .

Accessories available include casters with locking brakes, rotar y donut bumpers, perimeter bumper , vertical corner bumpers, and pan stops. See page 252.

overall dimensions width x depth x height in.	mm	weight lbs.	kg	cubic feet	sliding space in.	mm	tray capacity	model #	list
30″ x 26⅜″ x 69″	762 x 670 x 1753	28	12.7	34.6	6″	152	10	OTR-2810-A/W	917
27″ x 29½″ x 72⅛″	686 x 749 x 1832	35	15.9	34.6	3″	76	20	OTR-2820-A/W	1279

oval tray rack— horizontal storage

Roll-In Refrigerator Racks — see spec sheet EG60.13 NSF

Models UARR employ universal slides. Units fit specifications of most major refrigerator manufacturers, including Hobart, T raulsen, Victor y, and McCall. Features include dolly frame with recessed plate casters. Aluminum and stainless steel models available. Shipped assembled. **Freight class is 70.0**.

Accessories available include casters with locking brakes and pan stops. See page 252.

roll-in refrigerator rack

Aluminum

overall dimensions width x depth x height in.	mm	weight lbs.	kg	cu ft	sliding space in.	mm	tray sizes in.	mm	tray capacity	model #	list
20½″ x 26″ x 64″	521 x 660 x 1626	62	28.1	20	2¼″	57	18″ x 26″	457 x 660	24	OURR-1824-2-A	1338
20½″ x 26″ x 64″	521 x 660 x 1626	52	23.6	20	3″	76	18″ x 26″	457 x 660	18	OURR-1818-3-A	1304
20½″ x 26″ x 64″	521 x 660 x 1626	42	19.1	20	5″	127	18″ x 26″	457 x 660	11	OURR-1811-5-A	1188
23″ x 26″ x 64″	584 x 660 x 1626	62	28.1	20	3″	76	12″ x 20″	305 x 508	36*	OURR-2036-3-A	2148
23½″ x 26″ x 64″	597 x 660 x 1626	110	49.9	23	2½″	64	UAS**		**	UARR-64-A	2102

Stainless Steel

overall dimensions width x depth x height in.	mm	weight lbs.	kg	cu ft	sliding space in.	mm	tray sizes in.	mm	tray capacity	model #	list
20½″ x 26″ x 63⅜″	521 x 660 x 1610	187	84.8	20	2¼″	57	18″ x 26″	457 x 660	24	OURR-1824-2-SR	2532
20½″ x 26″ x 63⅜″	521 x 660 x 1610	151	68.5	20	3″	76	18″ x 26″	457 x 660	18	OURR-1818-3-SR	2195
20½″ x 26″ x 63⅜″	521 x 660 x 1610	121	54.9	20	5″	127	18″ x 26″	457 x 660	11	OURR-1811-5-SR	2024
23″ x 26″ x 64″	584 x 660 x 1626	154	69.9	20	3″	76	12″ x 20″	305 x 508	36*	OURR-2036-3-SR	2567
23½″ x 26″ x 64″	597 x 660 x 1626	160	72.6	23	2½″	64	UAS**		**	UARR-64-SR***	2495

* Two 12″ x 20″ (305 x 508mm) trays per set of tray slides.

** Models UARR come with 11 Universal Angle Slides. Each set holds two 12″ x 20″ (305 x 508mm) pans, one 18″ x 26″ (457 x 660mm) tray , plus one 15″ x 20″ (381 x 508mm) tray or one 20″ x 20″ (305 x 305mm) rack.

*** Stainless steel model UARR-64-SR supplied with standard extruded aluminum universal slides.

"Z" Type Nesting Racks — see spec sheet EG60.29 NSF

For 18″ x 26″ (457 x 660mm) pans. All-welded aluminum construction. When not in use, these racks take up less square footage than standard racks do by "nesting" inside each other . 5″ (127mm) plate casters. **Freight class is 70.0**.

Accessories available include casters with locking brakes and vertical bumpers. See page 252.

overall dimensions width x depth x height in.	mm	weight lbs.	kg	cubic feet	sliding space in.	mm	pan capacity	model #	list
20½″ x 26″ x 69½″	521 x 660 x 1765	72	32.7	22	3″	76	20	OUR-1820-3-N	1048
20½″ x 26″ x 69½″	521 x 660 x 1765	86	39.0	22	2″	51	30	OUR-1830-2-N	1061

"Z" type nesting rack

Can Racks — see spec sheet EG60.15

can rack

All racks constructed of high strength extruded aluminum sections. All welded construction. Full size models feature open top. Half size models are available with aluminum tops (suffix **"A"**) or poly tops (suffix **"AP"**). All mobile units feature heavy duty 4″ (102mm) plate casters. **Freight class is 70.0**.

Accessories available include casters with locking brakes, perimeter bumper, and vertical corner bumpers. See page 252.

description	overall dimensions width x depth x height in.	mm	weight lbs.	kg	cu ft	sliding space in.	mm	can capacity #10	#5	model #	list
full size, stationary	25″ x 35″ x 71″	635 x 889 x 1803	63	28.6	39.0	7½″	191	162	216	FCR-10-9A	1141
full size, mobile	25″ x 35″ x 77¼″	635 x 889 x 1962	63	28.6	39.0	7½″	191	162	216	OCR-10-9A	1557
half size, mobile	25″ x 35″ x 35″	635 x 889 x 889	39	17.6	23.1	7½″	191	54	72	OCR-10-3A	1093
half size, mobile	25″ x 35″ x 41″	635 x 889 x 1041	36	16.3	26.7	7½″	191	72	96	OCR-10-4A	1235
half size, mobile	25½″ x 35⅛″ x 32⅜″	648 x 892 x 822	51	23.1	23.1	7½″	191	54	72	OCR-10-3AP	1229
half size, mobile	25½″ x 35⅛″ x 40⅞″	648 x 892 x 1038	54	24.5	26.7	7½″	191	72	96	OCR-10-4AP	1358

Oven Racks — see spec sheet EG60.16

oven rack

For 18″ x 26″ (457 x 660mm) pans. Aluminum. Features heavy duty welded construction, 4″ (102mm) oven plate casters, 1″ (25mm) square tubing, and side-to-side crossbracing. **Freight class is 70.0**.

Accessories available include oven plate casters (rated up to 475°F) and pan stop. See page 252.

description	overall dimensions width x depth x height in.	mm	weight lbs.	kg	cu ft	sliding space in.	mm	pan capacity	model #	list
front load	20½″ x 26″ x 69″	521 x 660 x 1753	28	12.7	25.6	6″	152	10	ORF-1810-6	680
front load	20½″ x 26″ x 69″	521 x 660 x 1753	29	13.2	25.6	5″	127	12	ORF-1812-5	720
front load	20½″ x 26″ x 69″	521 x 660 x 1753	31	14.1	25.6	4″	102	15	ORF-1815-4	748
front load	20½″ x 26″ x 69″	521 x 660 x 1753	33	15.0	25.6	3″	76	20	ORF-1820-3	859
front load	20½″ x 26″ x 69″	521 x 660 x 1753	41	18.6	25.6	2″	51	30	ORF-1830-2	897
side load	28½″ x 19″ x 69″	724 x 483 x 1753	28	12.7	24.9	6″	152	10	ORS-2610-6	656
side load	28½″ x 19″ x 69″	724 x 483 x 1753	29	13.2	24.9	5″	127	12	ORS-2612-5	692
side load	28½″ x 19″ x 69″	724 x 483 x 1753	31	14.1	24.9	4″	102	15	ORS-2615-4	709
side load	28½″ x 19″ x 69″	724 x 483 x 1753	33	15.0	24.9	3″	76	20	ORS-2620-3	776
side load	28½″ x 19″ x 69″	724 x 483 x 1753	37	16.8	24.9	2″	51	30	ORS-2630-2	886

Optional Accessories for Oven Racks

description	model #	list
track pin	consult factory	77

Platter Racks — see spec sheet EG60.14 NSF

platter rack

Rack slides are designed to hold either 10 ½″ or 12 ½″ (267 or 318mm) plastic platters. All racks are all welded aluminum construction. Features 5″ (127mm) casters. **Freight class is 70.0**.

Accessories available include casters with locking brakes, perimeter bumper, vertical corner bumpers, and pan stops. See page 252.

description	overall dimensions width x depth x height in.	mm	weight lbs.	kg	cu ft	sliding space in.	mm	platter size in.	mm	platter cap.	model #	list
half size	13⅞″ x 30″ x 38¾″	352 x 762 x 984	18	8.2	11.9	6″	152	10½″	267	5	OPL-10-5A	422
half size	13⅞″ x 30″ x 38¾″	352 x 762 x 984	18	8.2	11.9	5″	127	10½″	267	6	OPL-10-6A	440
full size	13⅞″ x 30″ x 69¼″	352 x 762 x 1759	26	11.8	20.8	6″	152	10½″	267	10	OPL-10-10A	516
full size	13⅞″ x 30″ x 69¼″	352 x 762 x 1759	27	11.8	20.8	5″	127	10½″	267	12	OPL-10-12A	532
half size	15⅞″ x 30″ x 38¾″	403 x 762 x 984	19	8.6	11.9	6″	152	12½″	318	5	OPL-12-5A	451
half size	15⅞″ x 30″ x 38¾″	403 x 762 x 984	17	7.7	11.9	5″	127	12½″	318	6	OPL-12-6A	468
full size	15⅞″ x 30″ x 69¼″	403 x 762 x 1759	28	12.7	20.8	6″	152	12½″	318	10	OPL-12-10A	532
full size	15⅞″ x 30″ x 69¼″	403 x 762 x 1759	25	11.3	20.8	5″	127	12½″	318	12	OPL-12-12A	551

display pan

platter

Plastic Pans and Platters for Platter Racks

description	width x depth x height in.	mm	model #	list
white display pan	18″ x 26″ x 1⅛″	457 x 660 x 29	DP1826-W	29
white display pan	9″ x 26″ x 1⅛″	229 x 660 x 29	DP926-W	21
white display pan	12″ x 18″ x 1⅛″	305 x 457 x 29	DP1218-W	22
platter	12½″ x 24″ x ¾″	318 x 610 x 19	PL1224	19
platter	12½″ x 30″ x ¾″	318 x 762 x 19	PL1230	22
platter	10½″ x 30″ x ¾″	267 x 762 x 19	PL1030	21

100 Industrial Boulevard, Clayton, DE 19938-8903 U.S.A.
Phone: 800-441-8440 or 302-653-3000. Fax: 302-653-2065
http://www.eaglegrp.com

EAGLE GROUP
Profit from the Eagle Advantage®

Pizza Pan Rack — see spec sheet EG60.18 NSF

All aluminum construction. Adjustable and all-welded models available. Both models feature 5″ (127mm) casters. Holds round and square pans. Adjustable model features adjustable pan opening for 10″ to 16″ (254 to 406mm) pans. Knock-down construction. All-welded model features solid aluminum top and slides that accommodate nominal 16″ to 20″ (406 to 508mm) pans. **Freight class is 70.0**.

Accessories available for both the pizza rack and pizza dough box rack below include casters with locking brakes, rotary bumpers, perimeter bumper, vertical corner bumpers, and pan stop. See page 252.

description	overall dimensions width x depth x height in.	mm	weight lbs.	kg	cubic feet	sliding space in.	mm	pan capacity	model #	list
adjustable	adj. x 13⅜″ x 34¾″	adj. x 340 x 883	26	11.8	2.0	2″	51	13	OUR-PZA-12A	778
all-welded	22″ x 20″ x 33¾″	559 x 508 x 857	36	16.3	10.9	2″	51	12	OUR-PZ-12A	885

pizza pan rack (adjustable)

Pizza Dough Box Rack — see spec sheet EG60.18 NSF

For 18″ x 26″ (457 x 660mm) pizza dough boxes. Solid aluminum top. All aluminum welded frame construction. Features 5″ (127mm) casters. Holds pizza dough boxes. **Freight class is 70.0**.

overall dimensions width x depth x height in.	mm	weight lbs.	kg	cubic feet	sliding space in.	mm	box capacity	model #	list
26½″ x 20¾″ x 33¾″	673 x 527 x 857	27	12.3	10.7	3¾″	95	7	OUR-DB-7A	868

pizza dough box rack

Pizza Dough Box

Made of durable thermoplastic. Stackable design. 12 per carton.

description	width x depth x height in.	mm	weight/dz. lbs.	kg	cu ft	model #	list
pizza dough box	18″ x 26″ x 3″	457 x 660 x 76	46	20.9	1.2	PDB	74
cover	18″ x 26″	457 x 660	14	6.4	0.6	PDBC	69

Wire Pan Racks — see spec sheet EG60.17 NSF

All aluminum square frame construction. Front load and side load models offered. Features side-to-side crossbracing, nickel chrome-plated steel wire racks, and 5″ (127mm) casters. **Freight class is 70.0**.

Accessories available include casters with locking brakes, rotar y bumpers, perimeter bumper , vertical corner bumpers, and pan stop. See page 252.

description	overall dimensions width x depth x height in.	mm	weight lbs.	kg	cu ft	sliding space in.	mm	pan capacity	model #	list
front load	20½″ x 28″ x 69″	521 x 711 x 1753	64	29.0	26.9	1½″	38	36	WPR-FL-36	840
side load	28½″ x 20″ x 69″	724 x 508 x 1753	64	29.0	26.6	1½″	38	36	WPR-SL-36	897

wire pan rack

Donut Rack NSF

For 23″ x 23″ (584 x 584mm) donut screens. Heavy duty , all aluminum welded construction. Features include six crossbraces, 1″ (25mm) square tubing, and 5″ (127mm) heavy duty casters. **Freight class is 70.0**.

Accessories available include casters with locking brakes, rotar y bumpers, perimeter bumper , vertical corner bumpers, and pan stop. See page 252.

overall dimensions width x depth x height in.	mm	weight lbs.	kg	cubic feet	sliding space in.	mm	23″ x 23″ (584 x 584mm) donut screen cap.	model #	list
26¼″ x 24″ x 69¼″	667 x 610 x 1759	30	13.6	28.1	3″	76	20	ODR-2320-3	760

donut rack

Open Lug Racks — see spec sheet EG60.19 NSF

For 15¾″ x 24½″ (400 x 622mm) nesting lug bins. All welded aluminum construction. Features 5″ (127mm) heavy duty casters. **Freight class is 70.0**.

Accessories available include casters with locking brakes, rotar y bumpers, perimeter bumper , vertical corner bumpers, and pan stop. See page 252.

overall dimensions width x depth x height in.	mm	weight lbs.	kg	cubic feet	sliding space in.	mm	lug capacity	model #	list
18¾″ x 26″ x 71¼″	477 x 660 x 1810	20	9.0	24.4	10 11/16″	272	6	OLR-6A	422
18¾″ x 26″ x 51¼″	477 x 660 x 1302	16	7.3	18.6	10 11/16″	272	4	OLR-4A	345
19″ x 26″ x 31⅜″	482 x 660 x 797	13	5.8	11.5	10 11/16″	272	2	OLR-2A	497
15¾″ x 26″ x 20⅝″	400 x 660 x 524	9	4.1	4.8	n/a		1	OLR-1A	465

open lug rack

Nesting Lug Bin

width x depth x height in.	mm	model #	list
15¾″″ x 24½″ x 8½″	400 x 622 x 216	NL1626	40

nesting lug bin

CATALOG SECTION 60

Aluminum Dunnage Racks — see spec sheet EG01.17 NSF

All aluminum construction. Features 1½″ (38mm) square tubing and plastic feet. **Freight class is 70.0**.

Models with 12″ (305mm) height available at no extra cost. To order, replace "**08**" in model number with "**12**". Example: WDR2036**12**-A.

aluminum dunnage rack

overall dimensions width x length x height in.	mm	weight lbs.	kg	cubic feet	weight capacity lbs.	kg	number of legs	number of lats.	model #	list
20″ x 36″ x 8″	508 x 914 x 203	10	4.5	6.8	1500	680	4	4	WDR203608-A	222
20″ x 48″ x 8″	508 x 1219 x 203	14	6.4	8.9	1800	816	4	4	WDR204808-A	258
20″ x 60″ x 8″	508 x 1524 x 203	18	8.2	11.0	2000	907	4	4	WDR206008-A	291
24″ x 36″ x 8″	610 x 914 x 203	12	5.4	8.0	1500	680	4	5	WDR243608-A	251
24″ x 48″ x 8″	610 x 1219 x 203	16	7.3	10.5	1800	816	4	5	WDR244808-A	282
24″ x 60″ x 8″	610 x 1524 x 203	20	9.1	13.1	2000	907	4	5	WDR246008-A	325

Nesting Dunnage Racks — see spec sheet EG01.17 NSF

All-aluminum construction. These racks are stackable, saving space when not in use. **Freight class is 70.0**.

nesting aluminum dunnage rack

overall dimensions width x length x height in.	mm	weight lbs.	kg	cubic feet	weight capacity lbs.	kg	model #	list
18″ x 24″ x 12″	457 x 610 x 305	8	3.6	3.0	3000	1361	NDR182412-A	213
18″ x 36″ x 12″	457 x 914 x 305	10	4.5	4.5	3000	1361	NDR183612-A	245
18″ x 48″ x 12″	457 x 1219 x 305	12	5.4	6.0	2500	1134	NDR184812-A	274
20″ x 24″ x 12″	508 x 610 x 305	8	3.6	3.4	3000	1361	NDR202412-A	213
20″ x 36″ x 12″	508 x 914 x 305	10	4.5	5.1	3000	1361	NDR203612-A	245
20″ x 48″ x 12″	508 x 1219 x 305	12	5.4	6.7	2500	1134	NDR204812-A	274
24″ x 24″ x 12″	610 x 610 x 305	9	4.1	4.0	3000	1361	NDR242412-A	252
24″ x 36″ x 12″	610 x 914 x 305	11	5.0	6.0	3000	1361	NDR243612-A	280
24″ x 48″ x 12″	610 x 1219 x 305	14	6.4	8.0	2500	1134	NDR244812-A	325

Bun Pan Dolly — see spec sheet EG60.21 NSF

For use with 18″ x 26″ (457 or 660mm) or 18″ x 13″ (457 or 330mm) bun pans. Heavy duty welded, all-aluminum construction. 5″ (127mm) plate casters. Shipped assembled. **Freight class is 70.0**.

Accessories available include casters with locking brakes. See page 252.

bun pan dolly

overall dimensions width x depth x height in.	mm	weight lbs.	kg	cubic feet	weight capacity lbs.	kg	full size pan capacity	model #	list
18⅞″ x 27″ x 7″	479 x 686 x 178	20	9.0	2.5	800	363	75	BPD-1826-A	324

Glass Rack Dolly — see spec sheet EG60.21 NSF

For use with 20″ x 20″ (508 x 508mm) racks. Heavy duty welded, all-aluminum construction. Features 5″ (127mm) plate casters. Shipped assembled. **Freight class is 70.0**.

Accessories available include casters with locking brakes. See page 252.

glass rack dolly

overall dimensions width x depth x height in.	mm	weight lbs.	kg	weight capacity lbs.	kg	cubic feet	model #	list
20⅝″ x 22⅝″ x 9¼″	524 x 524 x 235	21	9.5	1200	544	2.4	GRD-2020-A	344

Pan Truck — see spec sheet EG60.21 NSF

For use with 18″ x 26″ (457 or 660mm) bun pans. Heavy duty, all aluminum construction. Features 1″ (25mm) square tubing, 5″ (127mm) casters, and rear pan strap. **Freight class is 70.0**.

Accessories available include casters with locking brakes. See page 252.

pan truck

overall dimensions width x depth x height in.	mm	weight lbs.	kg	cubic feet	weight capacity lbs.	kg	full size pan capacity	model #	list
21″ x 27″ x 33½″	534 x 686 x 851	14	6.4	12.3	1000	454	75	PT-1826-A	499

100 Industrial Boulevard, Clayton, DE 19938-8903 U.S.A.
Phone: 800-441-8440 or 302-653-3000. Fax: 302-653-2065
http://www.eaglegrp.com

EAGLE GROUP
Profit from the Eagle Advantage®

Aluminum Sheet Pans — see spec sheet EG60.23

Made from H-24 3003 aluminum alloy , the industr y's best, proven to be harder and more durable. All aluminum pans feature a rust-resistant wire bead for rust-free durability and extended use. Packed 12 per box. **Freight class is 70.0**.

Solid Sheet Pans

18 gauge.

description	dimensions in.	dimensions mm	model #	list per pan
solid, half size	17¾″ x 12⅞″	451 x 327	SP1813-18	17
solid, full size	17¾″ x 25⅝″	451 x 651	SP1826-18	23

full size solid pan
and half size perforated pan

Perforated Sheet Pans

18 gauge.

description	dimensions in.	dimensions mm	model #	list per pan
perforated, half size	17¾″ x 12⅞″	451 x 327	PP1813-18	27
perforated, full size	17¾″ x 25⅝″	451 x 651	PP1826-18	31

Glazed Sheet Pan

18 gauge.

description	dimensions in.	dimensions mm	model #	list per pan
glazed, full size	17¾″ x 25⅝″	451 x 651	SP1826-G	39

Heavy Duty 16 Gauge Sheet Pan

description	dimensions in.	dimensions mm	model #	list per pan
solid, full size	17¾″ x 25⅝″	451 x 651	SP1826-16	31

NSF Sheet Pans — see spec sheet EG60.23 NSF

All NSF pans are solid and 12 gauge construction, heavier than the standard aluminum sheet pans. Instead of a wire bead around the perimeter of the pan, the bead is open. Packed 12 per box. **Freight class is 70.0**.

description	dimensions in.	dimensions mm	model #	list per pan
solid, full size, NSF	17¾″ x 25¾″	451 x 654	SP1826-N	62
solid, full size, clear anodized NSF	17¾″ x 25¾″	451 x 654	SP1826-NCA	74

NSF pan

Drip Racks — see spec sheet EG60.23

Designed to fit inside half size and full size Panco ® sheet pans. Available in chrome (packed 12 per box) or type 304 stainless steel finish (packed 6 per box). Mat wires are crisscrossed, creating a ⅜″ (10mm) mesh. Integral supports hold the mat approximately ⅝″ (16mm) off the working sur face. **Freight class is 70.0**.

description	width x length x depth in.	width x length x depth mm	weight lbs.	weight kg	cu ft	chrome model #	chrome list	stainless steel model #	stainless steel list
half size rack	11⅞″ x 16⅛″ x ¾″	302 x 410 x 19	2	0.9	0.08	DPRK1216C	26	DPRK1216	76
half size rack with ledge	11⅞″ x 16⅛″ x 1¼″	302 x 410 x 32	2	0.9	0.14	n/a		DPRK1216L	113
full size rack	16⅜″ x 24¾″ x 1″	416 x 629 x 25	3	1.4	0.23	DPRK1725C	47	DPRK1725	141

pan shown with drip rack

CATALOG SECTION 60

Accessories — see spec sheet EG60.24

These accessory prices are for add-on at time of original purchase. To order accessories, add a slash "/" followed by suffix indicating corresponding option or accessor y model number(s). For example, model number UAR-64-A **/ADG** indicates a universal angle rack with the following accessories: set of two casters with locking brakes (" **A**"), perimeter bumper ("**D**"), and aluminum pan stop ("**G**").

caster with locking brake

Casters with Locking Brakes

For all units except Oven Racks.

description	weight lbs.	weight kg	accessory model #	add to unit list
set of two, with brake	2	0.9	A	35
set of four, with brake	4	1.8	B	70

Casters

description	accessory model #	list each
4″ (102mm) hi-temp oven plate caster with built-in grease fitting	606587	113
4″ (102mm) hi-temp oven plate caster with brake	606588	121
4″ (102mm) plate caster with built-in grease fitting	606589	66
4″ (102mm) plate caster with brake	606590	77
5″ (127mm) pan truck caster	606593	76
5″ (127mm) stem caster	606594	51
5″ (127mm) stem caster with brake	606595	58
5″ (127mm) plate caster	606598	56
5″ (127mm) plate caster with brake	606599	65

rotary bumper

Rotary Bumpers

For use with stem casters.

description	weight lbs.	weight kg	accessory model #	add to unit list
set of four, 5″ (127mm)-diameter	2	0.9	C	90

perimeter bumper

Perimeter Bumper

For all units except oven racks, multiple purpose rack, roll-in refrigerator racks, and vertical storage oval tray racks.

Factory welded assembly is required on aluminum knocked-down units specified with perimeter bumpers.

description	weight lbs.	weight kg	accessory model #	add to unit list
full perimeter bumper	4	1.8	D	285

vertical corner bumper

Vertical Corner Bumpers

For all units.

description	weight lbs.	weight kg	accessory model #	add to unit list
set of four, 12″ (305mm)	2	0.9	F	163

pan stop

Pan Stops

Prevents pans and/or trays from sliding out of unit.

description	weight lbs.	weight kg	accessory model #	add to unit list
aluminum	1	0.5	G	146
stainless steel	2	0.9	H	225



universal angle slide for multiple purpose rack



universal angle slide for universal angle rack

Extra Universal Angle Slides

Per pair. Accommodates a variety of different size trays and pans.

description	weight lbs.	weight kg	accessory model #	add to unit list
for multiple purpose rack	5	127	606379	93
for universal angle rack	5	127	606570	93

Factory Assembly

For aluminum units that would other wise be shipped knocked down.

accessory model #	add to unit list
L	163

100 Industrial Boulevard, Clayton, DE 19938-8903 U.S.A.
Phone: 800-441-8440 or 302-653-3000. Fax: 302-653-2065
http://www.eaglegrp.com

EAGLE GROUP
Profit from the Eagle Advantage®

NEW!

LIFETIME Series Racks

All heavy duty alloy aluminum fully welded construction.

LIFETIME GUARANTEE *against rust and corrosion, and against material defects and workmanship.*

LIFETIME Dunnage Racks — see spec sheet EG60.30

All heavy duty type 6063-T5 alloy aluminum construction. Fully-welded frame features 2″ (51mm) square tubing, with feet capped and welded.

overall dimensions width x length x height in.	mm	weight lbs.	kg	weight capacity lbs.	kg	model #	list
20″ x 36″ x 12″	508 x 914 x 305	17	7.7	5000	2268	4004	487
20″ x 48″ x 12″	508 x 1219 x 305	21	9.5	4000	1814	4005	540
20″ x 60″ x 12″	508 x 1524 x 305	25	11.3	3400	1542	4006	595
24″ x 36″ x 12″	610 x 914 x 305	20	9.0	4000	1814	4008	568
24″ x 48″ x 12″	610 x 1219 x 305	25	11.3	4000	1814	4009	633
24″ x 60″ x 12″	610 x 1524 x 305	29	13.2	4000	1814	4010	696
20″ x 48″ x 12″	508 x 1219 x 305	31	14.1	4000	1814	4027	766
36″ x 48″ x 12″	914 x 1219 x 305	35	15.9	4000	1814	4065	899

dunnage rack

LIFETIME Bun Pan Racks — see spec sheet EG60.31

For 18″ x 26″ (457 x 660mm) pans. All heavy duty 6063-T5 alloy aluminum type construction. Fully-welded frame features 1 ½″ x 1 ¾″ (38 x 45mm) "D"-shaped tubing. Crossbracing consists of 1″ (25mm) square tubing. 1 ½″ (38mm) square tube base includes 6″ x 2″ (152 x 51mm) non-marking swivel plate casters. 2″ (51mm)-wide aluminum angle slides are welded to frame.

overall dimensions width x depth x height in.	mm	weight lbs.	kg	slide spacing in.	mm	pan capacity	model #	list
21½″ x 26″ x 73″	546 x 660 x 1854	86	39.0	2″	51	30	4330	2341
21½″ x 26″ x 73″	546 x 660 x 1854	70	31.6	3″	76	20	4331	1985
21½″ x 26″ x 73″	546 x 660 x 1854	54	24.5	5″	127	12	4333	1766

universal pan rack

LIFETIME Universal Pan Racks — see spec sheet EG60.32

For 12″ x 20″ (305 x 508mm) pans, 18″ x 26″ (457 x 660mm) pans, 13″ x 18″ (330 x 457mm) pans, or 14″ x 18″ (356 x 457mm) trays. All heavy duty 6063-T5 alloy aluminum type construction. Fully-welded frame features 1½″ x 1¾″ (38 x 45mm) "D"-shaped tubing. Crossbracing consists of 1″ (25mm) square tubing. 1 ½″ (38mm) square tube base includes 6″ x 2″ (152 x 51mm) non-marking recessed swivel plate casters. 3 ¼″ (86mm)-wide aluminum angle slides are welded to frame.

overall dimensions width x depth x height in.	mm	weight lbs.	kg	sliding space in.	mm	pan/tray capacity 12″ x 20″ pan	18″ x 26″ pan	13″ x 18″ pan	14″ x 18″ tray	model #	list
21½″ x 26″ x 73″	546 x 660 x 1854	92	41.7	3″	76	19	20	40	40	4339	2508
21½″ x 26″ x 73″	546 x 660 x 1854	74	33.6	5″	127	11	12	24	24	4340	1981

universal pan rack

CATALOG SECTION 60

NEW!

LIFETIME Series Racks

All heavy duty alloy aluminum fully welded construction.

LIFETIME GUARANTEE *against rust and corrosion, and against material defects and workmanship.*

universal roll-in rack

LIFETIME Universal Roll-In Racks — see spec sheet EG60.33

For 12˝ x 20˝ (305 x 508mm) pans, 18˝ x 26˝ (457 x 660mm) pans, 13˝ x 18˝ (330 x 457mm) pans, or 14˝ x 18˝ (356 x 457mm) trays. All heavy duty 6063-T5 alloy aluminum type construction. Fully-welded frame features 1 ½˝ x 1 ¾˝ (38 x 45mm) "D"-shaped tubing. Crossbracing consists of 1˝ (25mm) square tubing. 1 ½˝ (38mm) square tube base includes 5˝ x 1⅜˝ (127 x 35mm) non-marking recessed swivel plate casters. 3 ¼˝ (86mm)-wide aluminum angle slides are welded to frame.

overall dimensions width x depth x height in.	mm	weight lbs.	kg	sliding space in.	mm	pan/tray capacity 12˝ x 20˝ pan	18˝ x 26˝ pan	13˝ x 18˝ pan	14˝ x 18˝ tray	model #	list
21½˝ x 26˝ x 64˝	546 x 660 x 1626	68	30.8	5˝	127	10	11	22	22	4337	1843
21½˝ x 26˝ x 64˝	546 x 660 x 1626	81	36.7	3˝	76	17	18	36	36	4338	2199

stepped-angle pan rack

LIFETIME Stepped-Angle Racks — see spec sheet EG60.34

Accepts popular sizes of roast & bake pans, steam table pans, ser vice trays, and more. Constructed of heavy duty extruded primary type 6463-T5 aluminum alloy. Fully-welded frame features 1½˝ x 1¾˝ (38 x 45mm) "D"-shaped tubing. Crossbracing consists of 1˝ (25mm) square tubing. 1 ½˝ (38mm) square tube base includes 6˝ x 2˝ (152 x 51mm) non-marking swivel plate casters. 6³⁄₁₆˝ (157mm)-wide aluminum "stepped" angle slides are welded to uprights of frame.

overall dimensions width x depth in.	mm	slide spacing in.	mm	Pan Racks overall height in.	mm	weight lbs.	kg	model #	list	Roll-In Racks overall height in.	mm	weight lbs.	kg	model #	list
25˝ x 26˝	635 x 660	4½˝	114	73˝	1854	92	41.7	4640	2706	64˝	1626	91	41.3	4635	2311
25˝ x 26˝	635 x 660	3˝	76	73˝	1854	74	33.6	4642	3420	64˝	1626	114	51.7	4637	2917

enclosed pan rack

LIFETIME Enclosed Pan Racks — see spec sheet EG60.35

For 18˝ x 26˝ (457 x 660mm) pans or 13˝ x 18˝ (330 x 457mm) pans. Constructed of heavy duty extruded type 6063-T5 aluminum alloy . Fully welded construction includes top bracing, interior bracing, and bottom frame. Side panels welded to uprights, top bracing, and bottom frame. Heavy duty base includes 6˝ x 2˝ (152 x 51mm) non-marking swivel plate casters. 3 ¼˝ (86mm)-wide aluminum angle slides are welded to frame.

overall dimensions width x depth x height in.	mm	weight lbs.	kg	slide spacing in.	mm	18˝ x 26˝ pan capacity	type of 6˝ (152mm) caster model	#	list
20⅞˝ x 27⅝˝ x 69˝	530 x 702 x 1753	132	59.9	1½˝	38	38	polyolefin	1290PP*	2589
20⅞˝ x 27⅝˝ x 69˝	530 x 702 x 1753	132	59.9	1½˝	38	38	K-urethane	1290WDW	3376
20⅞˝ x 27⅝˝ x 69˝	530 x 702 x 1753	132	59.9	1½˝	38	38	polyolefin	1292	2607

* #1290PP "Prison Package" includes: (4) aluminum welded hinges; (4) 6˝ casters; (2) padlock holes in door; extra interior bracing; and tamper-proof screws and bolts.

100 Industrial Boulevard, Clayton, DE 19938-8903 U.S.A.
Phone: 800-441-8440 or 302-653-3000. Fax: 302-653-2065
http://www.eaglegrp.com

EAGLE GROUP
Profit from the Eagle Advantage®

Transport Holding Cabinets

for Heated, Proofing, and Heated/Proofing

See Pages 256 - 262.

- Aluminum construction on exterior and interior.
- Bottom mounted control panel and heating system removes easily for cleaning or servicing.
- Adjustable digital temperature control system with LCD readout.
- Ability to hold humidity levels up to four hours without refilling reservoir (proofing models). Adjustable humidity control.
- 2000-Watt heating capacity with internal air temperature up to 200°F. 1500-Watt is optional on 120V only.
- High-temperature protection device with caution alarm and auto reset.
- Full 270 degree open door swing via 3/16″ (5mm)-thick heavy duty aluminum hinges with stainless steel pin.
- Positive closing magnetic door latch.
- Full-size, half-size, and new undercounter models available.
- Units with narrow width and optional wide width feature 2 1/4″ (57mm) increment slide spacing. Units with extended width feature 3″ (76mm) increment slide spacing. See pages 256, 258, and 260 for further information about widths available for full-size, half-size, and undercounter models.
- Standard removable slides.
- Available in both insulated and non-insulated.
- Insulated units feature identity color stripe on both sides.
- 8′ (2438mm) cord and plug provided.
- Available in 120V, 208V, and 240V models.
- Full perimeter bumper on all models.
- Heavy duty polymer swivel casters, two with brake.

Patented TEMP-GARD™ AIR-FLOW Design

full size unit with solid door

half size unit with Tuffak® door

full size unit with Tuffak® door

Digital Control System on all units!

- Easy-touch front control panel w/membrane switches.
- Liquid Crystal Display (LCD) read-out.
- Digital setting of air temperature.
- Overheat caution alarm.
- Embedded LED technology.
- Upgrade software control.

Maximum Pan Capacities of Transport Holding Cabinets

Based on standard slide spacings of: 2 1/4″ (57mm) for units with Narrow width or optional Wide width, and for all units with aluminum slides; and 3″ (76mm) spacing for units with Extended width, and for all units with wire slides. For information about standard number of slides that come with units, see charts on pages 256 through 261. For information about additional and replacement slides available, see page 262.

Weight capacities per pair: Wire Universal slides = 50 lbs. (22.7 kg); Wire slides = 80 lbs. (36.3 kg).

...of Half-Size Units and Extended Undercounter Units*

Cabinet Width	Slide Type	18″ x 26″ sheet pans	13″ x 18″ sheet pans	12″ x 20″ x 2½″ food pans
Narrow Wire	Angle	8	16	n/a
Narrow W	ire Universal	8	16	4
Extended	Wire Angle	n/a	n/a	10
Extended	Wire Universal	5	10	10
Wide Wire	Angle	8	n/a	n/a
Wide	Wire Universal	8	n/a	4

...of Full-Size Units

Cabinet Width	Slide Type	18″ x 26″ sheet pans	13″ x 18″ sheet pans	12″ x 20″ x 2½″ food pans
Narrow Wire	Angle	24	48	n/a
Narrow W	ire Universal	24	48	12
Extended	Wire Angle	n/a	n/a	36
Extended	Wire Universal	18	36	36
Wide Wire	Angle	24	n/a	n/a
Wide	Wire Universal	24	n/a	12

* Narrow cabinet width does not apply to Under counter Units.

Heated Cabinets

For use in operations where hot food is to be stored or transported and held at hot food ser ving temperatures. 2000-watt heating capacity via two 1000-watt elements for heated air. **Freight class is 100.0**.

- Aluminum construction on exterior and interior.
- Bottom mounted control panel and heating system removes easily for cleaning or servicing.
- Adjustable digital temperature control system with LCD read-out.
- 2000-Watt heating capacity with internal air temperature up to 200°F. 1500-Watt is optional on 120V only.
- High-temperature protection device with caution alarm and auto reset.
- Full 270 degree open door swing via 3/16″ (5mm)-thick heavy duty aluminum hinges with stainless steel pin.
- Positive closing magnetic door latch.
- Units with narrow width and optional wide width feature 2 ¼″ (57mm) increment slide spacing. Units with extended width feature 3″ (76mm) increment slide spacing.
- Standard removable slides.
- Available in both insulated and non-insulated.
- Insulated units feature identity color stripe on both sides.
- 8′ (2438mm) cord and plug provided.
- Available in 120V, 208V, and 240V models.
- Full perimeter bumper on all models.

- Full-size units* feature the following:
  - 76½″ (1943mm) overall height.
  - 31⅞″ (810mm) “narrow” width.
  - Heavy duty 5″ (127mm) polymer swivel casters, two with brake.
- Half-size units* feature the following:
  - 39⅛″ (994mm) overall height.
  - 31⅞″ (810mm) “narrow” width.
  - Heavy duty 5″ (127mm) polymer swivel casters, two with brake.
- Extended Undercounter units** feature the following:
  - 30½″ (775mm) overall height.
  - 32½″ (826mm) “extended” width.
  - Heavy duty 3″ (76mm) polymer swivel casters, two with brake.

* Optional 32½″ (826mm) “extended” width and 39⅞″ (1013mm) “wide” width available for full-size and half-size units.

** Extended undercounter units available only with “extended” width. 30½″ (775mm) overall height allows unit to fit underneath counters.

Plug Configurations of Heated Cabinets

NEMA 5-20 *for 120V 20A units*

See page 262 for other electricities and plug configurations available.

Full-Size Heated Cabinets - see spec sheet EG60.25

All model numbers that are included in the following charts reflect units with narrow width, removable slides with 2 ¼″ (57mm) standard spacing, and 120-volt 20-amp electricity. **Freight class is 100.0**.

Additional slides are required to obtain maximum pan capacity . See page 262 for further information about additional slides available. See page 255 for further information about maximum pan capacities.

Dutch doors and pass-through doors available. See page 262.

full-size heated cabinet with solid door

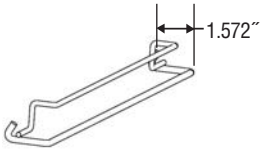

Units with Wire Slides - Comes with 12 pairs of slides.
Max pan capacities: (24) 18″ x 26″ sheet pans, or (48) 13″ x 18″ sheet pans.

door style	width x depth x height in.	mm	weight lbs.	kg	NON-INSULATED model #	list	INSULATED model #	list
solid single door	31⅞″ x 33⅛″ x 76½″	810 x 841 x 1943	209	94.8	HCFNSSN-RA2.25-120	4996	HCFNSSI-RA2.25-120	6385
Tuffak® single door	31⅞″ x 33⅛″ x 76½″	810 x 841 x 1943	216	98.0	HCFNLSN-RA2.25-120	5724	HCFNLSI-RA2.25-120	7114

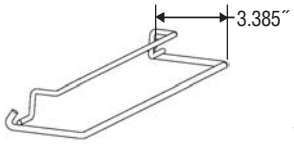

Units with Wire Universal Slides - Comes with 12 pairs of slides.
Max pan capacities: (24) 18″ x 26″ sheet pans, (48) 13″ x 18″ sheet pans, or (12) 12″ x 20″ x 2 ½″ food pans.

door style	width x depth x height in.	mm	weight lbs.	kg	NON-INSULATED model #	list	INSULATED model #	list
solid single door	31⅞″ x 33⅛″ x 76½″	810 x 841 x 1943	209	94.8	HCFNSSN-RC2.25-120	5154	HCFNSSI-RC2.25-120	6543
Tuffak® single door	31⅞″ x 33⅛″ x 76½″	810 x 841 x 1943	216	98.0	HCFNLSN-RC2.25-120	5883	HCFNLSI-RC2.25-120	7272

New York M.E.A. No. 245-02-E

100 Industrial Boulevard, Clayton, DE 19938-8903 U.S.A.
Phone: 800-441-8440 or 302-653-3000. Fax: 302-653-2065
http://www.eaglegrp.com

EAGLE GROUP
Profit from the Eagle Advantage®

Half-Size Heated Cabinets - see spec sheet EG60.25 NSF c UL us – 39⅛″ (810mm)-High

All model numbers that are included in the following charts reflect units with narrow width, removable slides with 2 ¼″ (57mm) standard spacing, and 120-volt 20-amp electricity. **Freight class is 100.0**.

On half-size units, maximum pan capacity is met without the need for additional slides. See page 262 for further information about replacement slides. See page 255 for further information about maximum pan capacities.

Pass-through doors available. See page 262.

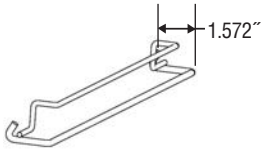

Units with Wire Slides – Comes standard with 8 pairs of slides.
Max pan capacities: (8) 18″ x 26″ sheet pans, or (16) 13″ x 18″ sheet pans.

door style	width x depth x height in.	mm	weight lbs.	kg	NON-INSULATED model #	list	INSULATED model #	list
solid single door	31⅞″ x 33⅛″ x 39⅛″	810 x 841 x 810	155	70.3	HCHNSSN-RA2.25-120	4487	HCHNSSI-RA2.25-120	5215
Tuffak® single door	31⅞″ x 33⅛″ x 39⅛″	810 x 841 x 810	171	77.6	HCHNLSN-RA2.25-120	5172	HCHNLSI-RA2.25-120	5899

half-size heated cabinet with solid door

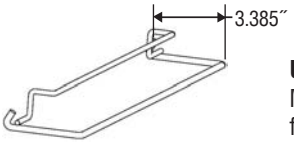

Units with Wire Universal Slides – Comes standard with 8 pairs of slides.
Max pan capacities: (8) 18″ x 26″ sheet pans, (16) 13″ x 18″ sheet pans, or (4) 12″ x 20″ x 2 ½″ food pans.

door style	width x depth x height in.	mm	weight lbs.	kg	NON-INSULATED model #	list	INSULATED model #	list
solid single door	31⅞″ x 33⅛″ x 39⅛″	810 x 841 x 810	155	70.3	HCHNSSN-RC2.25-120	4568	HCHNSSI-RC2.25-120	5297
Tuffak® single door	31⅞″ x 33⅛″ x 39⅛″	810 x 841 x 810	171	77.6	HCHNLSN-RC2.25-120	5253	HCHNLSI-RC2.25-120	5980

New York M.E.A. No. 245-02-E

Extended Undercounter Heated Cabinets - see spec sheet EG60.25 NSF c UL us – 30½″ (775mm)-High

All model numbers that are included in the following charts reflect units with extended width, removable slides with 3″ (76mm) standard spacing, and 120-volt 20-amp electricity. **Freight class is 100.0**.

On undercounter units, maximum pan capacity is met without the need for additional slides. See page 262 for further information about replacement slides. See page 255 for further information about maximum pan capacities.

Pass-through doors available. See page 262.

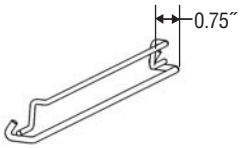

Units with Wire Slides – Comes standard with 5 pairs of slides.
Max pan capacities: (10) 12″ x 20″ x 2 ½″ food pans.

door style	width x depth x height in.	mm	weight lbs.	kg	NON-INSULATED model #	list	INSULATED model #	list
solid single door	32½″ x 35¼″ x 30½″	826 x 895 x 775	155	70.3	HCUESSN-RA3.00-120	4985	HCUESSI-RA3.00-120	5712
Tuffak® single door	32½″ x 35¼″ x 30½″	826 x 895 x 775	171	77.6	HCUELSN-RA3.00-120	5668	HCUELSI-RA3.00-120	6397

extended undercounter heated cabinet with Tuffak® door

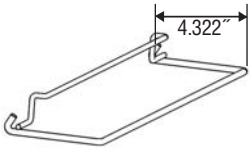

Units with Wire Universal Slides – Comes standard with 5 pairs of slides.
Max pan capacities: (5) 18″ x 26″ sheet pans, (10) 13″ x 18″ sheet pans, or (10) 12″ x 20″ x 2 ½″ food pans.

door style	width x depth x height in.	mm	weight lbs.	kg	NON-INSULATED model #	list	INSULATED model #	list
solid single door	32½″ x 35¼″ x 30½″	826 x 895 x 775	155	70.3	HCUESSN-RC3.00-120	5066	HCUESSI-RC3.00-120	5793
Tuffak® single door	32½″ x 35¼″ x 30½″	826 x 895 x 775	171	77.6	HCUELSN-RC3.00-120	5750	HCUELSI-RC3.00-120	6478

New York M.E.A. No. 245-02-E

Proofing Cabinets

Provides humidity and heat needed for yeast products (breads, rolls, etc.) to rise. 2000-watt heating capacity via two elements: one 1000-watt element for heated air, and one 1000-watt element for humidity control. **Freight class is 100.0**.

- Aluminum construction on exterior and interior.
- Bottom mounted control panel and heating system removes easily for cleaning or servicing.
- Adjustable digital temperature control system with LCD read-out.
- Ability to hold humidity levels up to four hours without refilling reser voir. Adjustable humidity control.
- 2000-Watt heating capacity with internal air temperature up to 200°F. 1500-Watt is optional on 120V only.
- High-temperature protection device with caution alarm and auto reset.
- Full 270 degree open door swing via 3/16″ (5mm)-thick heavy duty aluminum hinges with stainless steel pin.
- Positive closing magnetic door latch.
- Units with "narrow" width and optional "wide" width feature 2 ¼″ (57mm) increment slide spacing. Units with "extended" width feature 3″ (76mm) increment slide spacing.
- Standard removable slides.
- Available in both insulated and non-insulated.
- Insulated units feature identity color stripe on both sides.
- 8′ (2438mm) cord and plug provided.
- Available in 120V, 208V, and 240V models.
- Full perimeter bumper on all models.

- Full-size units* feature the following:
  - 76½″ (1943mm) overall height.
  - 31⅞″ (810mm) "narrow" width.
  - Heavy duty 5″ (127mm) polymer swivel casters, two with brake.
- Half-size units* feature the following:
  - 39⅛″ (994mm) overall height.
  - 31⅞″ (810mm) "narrow" width.
  - Heavy duty 5″ (127mm) polymer swivel casters, two with brake.
- Extended undercounter units** feature the following:
  - 30½″ (775mm) overall height.
  - 32½″ (826mm) "extended" width.
  - Heavy duty 3″ (76mm) polymer swivel casters, two with brake.

* Optional 32½″ (826mm) "extended" width and 39⅞″ (1013mm) "wide" width available for full-size and half-size units.

** Extended undercounter units available only with "extended" width. 30½″ (775mm) overall height allows unit to fit underneath counters.

Plug Configurations of Proofing Cabinets

NEMA 5-20 *for 120V 20A units*

See page 262 for other electricities and plug configurations available.

Full-Size Proofing Cabinets - see spec sheet EG60.26

All model numbers that are included in the following charts reflect units with narrow width, removable slides with 2 ¼″ (57mm) standard spacing, and 120-volt 20-amp electricity. **Freight class is 100.0**.

Additional slides are required to obtain maximum pan capacity . See page 262 for further information about additional slides available. See page 255 for further information about maximum pan capacities.

Dutch doors and pass-through doors available. See page 262.

full-size proofing cabinet with Tuffak® door

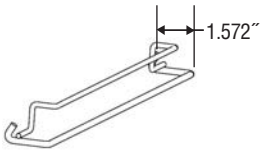

Units with Wire Slides - Comes with 12 pairs of slides.
Max pan capacities: (24) 18″ x 26″ sheet pans, or (48) 13″ x 18″ sheet pans.

door style	width x depth x height in.	mm	weight lbs.	kg	NON-INSULATED model #	list	INSULATED model #	list
solid single door	31⅞″ x 33⅛″ x 76½″	810 x 841 x 1943	209	94.8	PCFNSSN-RA2.25-120	5026	PCFNSSI-RA2.25-120	6415
Tuffak® single door	31⅞″ x 33⅛″ x 76½″	810 x 841 x 1943	216	98.0	PCFNLSN-RA2.25-120	5755	PCFNLSI-RA2.25-120	7182

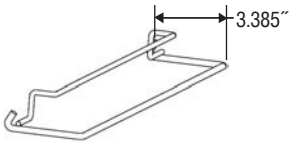

Units with Wire Universal Slides - Comes with 12 pairs of slides.
Max pan capacities: (24) 18″ x 26″ sheet pans, (48) 13″ x 18″ sheet pans, or (12) 12″ x 20″ x 2 ½″ food pans.

door style	width x depth x height in.	mm	weight lbs.	kg	NON-INSULATED model #	list	INSULATED model #	list
solid single door	31⅞″ x 33⅛″ x 76½″	810 x 841 x 1943	209	94.8	PCFNSSN-RC2.25-120	5186	PCFNSSI-RC2.25-120	6575
Tuffak® single door	31⅞″ x 33⅛″ x 76½″	810 x 841 x 1943	216	98.0	PCFNLSN-RC2.25-120	5914	PCFNLSI-RC2.25-120	7340

New York M.E.A. No. 245-02-E

100 Industrial Boulevard, Clayton, DE 19938-8903 U.S.A.
Phone: 800-441-8440 or 302-653-3000. Fax: 302-653-2065
http://www.eaglegrp.com

EAGLE GROUP
Profit from the Eagle Advantage®

Half-Size Proofing Cabinets - see spec sheet EG60.26 NSF c UL us – 39⅛″ (810mm)-High

All model numbers that are included in the following charts reflect units with narrow width, removable slides with 2 ¼″ (57mm) standard spacing, and 120-volt 20-amp electricity. **Freight class is 100.0**.

On half-size units, maximum pan capacity is met without the need for additional slides. See page 262 for further information about replacement slides. See page 255 for further information about maximum pan capacities.

Pass-through doors available. See page 262.

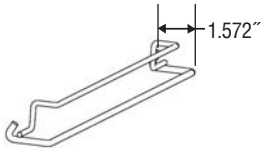

Units with Wire Slides – Comes standard with 8 pairs of slides.
Max pan capacities: (8) 18″ x 26″ sheet pans, or (16) 13″ x 18″ sheet pans.

door style	width x depth x height in.	mm	weight lbs.	kg	NON-INSULATED model #	list	INSULATED model #	list
solid single door	31⅞″ x 33⅛″ x 39⅛″	810 x 841 x 810	155	70.3	PCHNSSN-RA2.25-120	4530	PCHNSSI-RA2.25-120	5259
Tuffak® single door	31⅞″ x 33⅛″ x 39⅛″	810 x 841 x 810	171	77.6	PCHNLSN-RA2.25-120	5215	PCHNLSI-RA2.25-120	5942

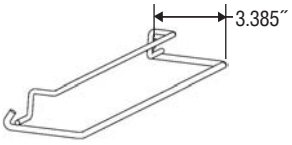

Units with Wire Universal Slides – Comes standard with 8 pairs of slides.
Max pan capacities: (8) 18″ x 26″ sheet pans, (16) 13″ x 18″ sheet pans, or (4) 12″ x 20″ x 2 ½″ food pans.

door style	width x depth x height in.	mm	weight lbs.	kg	NON-INSULATED model #	list	INSULATED model #	list
solid single door	31⅞″ x 33⅛″ x 39⅛″	810 x 841 x 810	155	70.3	PCHNSSN-RC2.25-120	4612	PCHNSSI-RC2.25-120	5339
Tuffak® single door	31⅞″ x 33⅛″ x 39⅛″	810 x 841 x 810	171	77.6	PCHNLSN-RC2.25-120	5297	PCHNLSI-RC2.25-120	6023

half-size proofing cabinet with Tuffak® door

New York M.E.A. No. 245-02-E

Extended Undercounter Proofing Cabinets see spec sheet EG60.26 NSF c UL us – 30½″ (775mm)-High

All model numbers that are included in the following charts reflect units with extended width, removable slides with 3″ (76mm) standard spacing, and 120-volt 20-amp electricity. **Freight class is 100.0**.

On undercounter units, maximum pan capacity is met without the need for additional slides. See page 262 for further information about replacement slides. See page 255 for further information about maximum pan capacities.

Pass-through doors available. See page 262.

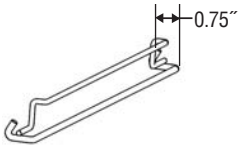

Units with Wire Slides – Comes standard with 5 pairs of slides.
Max pan capacities: (10) 12″ x 20″ x 2 ½″ food pans.

door style	width x depth x height in.	mm	weight lbs.	kg	NON-INSULATED model #	list	INSULATED model #	list
solid single door	32½″ x 35¼″ x 30½″	826 x 895 x 775	155	70.3	PCUESSN-RA3.00-120	5028	PCUESSI-RA3.00-120	5757
Tuffak® single door	32½″ x 35¼″ x 30½″	826 x 895 x 775	171	77.6	PCUELSN-RA3.00-120	5712	PCUELSI-RA3.00-120	6440

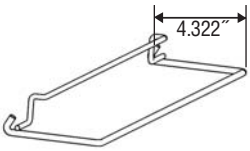

Units with Wire Universal Slides – Comes standard with 5 pairs of slides.
Max pan capacities: (5) 18″ x 26″ sheet pans, (10) 13″ x 18″ sheet pans, or (10) 12″ x 20″ x 2 ½″ food pans.

door style	width x depth x height in.	mm	weight lbs.	kg	NON-INSULATED model #	list	INSULATED model #	list
solid single door	32½″ x 35¼″ x 30½″	826 x 895 x 775	155	70.3	PCUESSN-RC3.00-120	5172	PCUESSI-RC3.00-120	5899
Tuffak® single door	32½″ x 35¼″ x 30½″	826 x 895 x 775	171	77.6	PCUELSN-RC3.00-120	5855	PCUELSI-RC3.00-120	6584

extended undercounter proofing cabinet with Tuffak® door

New York M.E.A. No. 245-02-E

Heated/Proofing Cabinets

For use in operations where hot food is to be stored or transported and held at hot food serving temperatures. 2000-watt heating capacity. "Heating mode" uses two 1000-watt elements for heated air. "Proofing Mode" uses one 1000-watt element for heated air, and one 1000-watt element for humidity control. **Freight class is 100.0**.

- Aluminum construction on exterior and interior.
- Bottom mounted control panel and heating system removes easily for cleaning or servicing.
- Adjustable digital temperature control system with LCD read-out.
- 2000-Watt heating capacity with internal air temperature up to 200°F. 1500-Watt is optional on 120V only.
- Ability to hold humidity levels up to 4 hours without refilling reser voir. Adjustable humidity control.
- High-temperature protection device with caution alarm and auto reset.
- Full 270 degree open door swing via 3/16″ (5mm)-thick heavy duty aluminum hinges with stainless steel pin.
- Positive closing magnetic door latch.
- Units with "narrow" width and optional "wide" width feature 2 1/4″ (57mm) increment slide spacing. Units with "extended" width feature 3″ (76mm) increment slide spacing.
- Standard removable slides.
- Available in both insulated and non-insulated.
- Insulated units feature identity color stripe on both sides.
- 8′ (2438mm) cord and plug provided.
- Available in 120V, 208V, and 240V models.
- Full perimeter bumper on all models.

- Full-size units* feature the following:
  - 76½″ (1943mm) overall height.
  - 31⅞″ (810mm) "narrow" width.
  - Heavy duty 5″ (127mm) polymer swivel casters, two with brake.
- Half-size units* feature the following:
  - 39⅛″ (994mm) overall height.
  - 31⅞″ (810mm) "narrow" width.
  - Heavy duty 5″ (127mm) polymer swivel casters, two with brake.
- Extended Undercounter units** feature the following:
  - 30½″ (775mm) overall height.
  - 32½″ (826mm) "extended" width.
  - Heavy duty 3″ (76mm) polymer swivel casters, two with brake.

* Optional 32½″ (826mm) "extended" width and 39⅞″ (1013mm) "wide" width available for full-size and half-size units.

** Extended undercounter units available only with "extended" width. 30½″ (775mm) overall height allows unit to fit underneath counters.

Plug Configurations of Heated/Proofing Cabinets

NEMA 5-20 *for 120V 20A units*

See page 262 for other electricities and plug configurations available.

Full-Size Heated/Proofing Cabinets - see spec sheet EG60.27

All model numbers that are included in the following charts reflect units with narrow width, removable slides with 2 1/4″ (57mm) standard spacing, and 120-volt 20-amp electricity. **Freight class is 100.0**.

Additional slides are required to obtain maximum pan capacity . See page 262 for further information about additional slides available. See page 255 for further information about maximum pan capacities.

Dutch doors and pass-through doors available. See page 262.

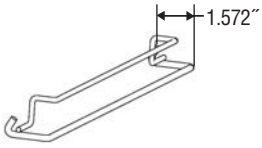

Units with Wire Slides - Comes with 12 pairs of slides.
Max pan capacities: (24) 18″ x 26″ sheet pans, or (48) 13″ x 18″ sheet pans.

door style	width x depth x height in.	mm	weight lbs.	kg	NON-INSULATED model #	list	INSULATED model #	list
solid single door	31⅞″ x 33⅛″ x 76½″	810 x 841 x 1943	209	94.8	HPFNSSN-RA2.25-120	5049	HPFNSSI-RA2.25-120	6438
Tuffak® single door	31⅞″ x 33⅛″ x 76½″	810 x 841 x 1943	216	98.0	HPFNLSN-RA2.25-120	5777	HPFNLSI-RA2.25-120	7166

heated/proofing cabinet with solid door

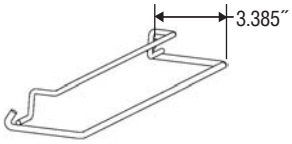

Units with Wire Universal Slides - Comes with 12 pairs of slides.
Max pan capacities: (24) 18″ x 26″ sheet pans, (48) 13″ x 18″ sheet pans, or (12) 12″ x 20″ x 2 ½″ food pans.

door style	width x depth x height in.	mm	weight lbs.	kg	NON-INSULATED model #	list	INSULATED model #	list
solid single door	31⅞″ x 33⅛″ x 76½″	810 x 841 x 1943	209	94.8	HPFNSSN-RC2.25-120	5208	HPFNSSI-RC2.25-120	6598
Tuffak® single door	31⅞″ x 33⅛″ x 76½″	810 x 841 x 1943	216	98.0	HPFNLSN-RC2.25-120	5937	HPFNLSI-RC2.25-120	7326

New York M.E.A. No. 245-02-E

100 Industrial Boulevard, Clayton, DE 19938-8903 U.S.A.
Phone: 800-441-8440 or 302-653-3000. Fax: 302-653-2065
http://www.eaglegrp.com

EAGLE GROUP
Profit from the Eagle Advantage®

Half-Size Heated/Proofing Cabinets - see spec sheet EG60.27 NSF c UL us – 39⅛″ (810mm)-High

All model numbers that are included in the following charts reflect units with narrow width, removable slides with 2 ¼″ (57mm) standard spacing, and 120-volt 20-amp electricity. **Freight class is 100.0**.

On half-size units, maximum pan capacity is met without the need for additional slides. See page 262 for further information about replacement slides. See page 255 for further information about maximum pan capacities.

Pass-through doors available. See page 262.

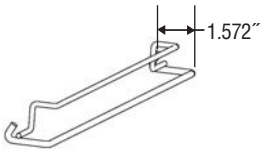

Units with Wire Slides – Comes standard with 8 pairs of slides.
Max pan capacities: (8) 18″ x 26″ sheet pans, or (16) 13″ x 18″ sheet pans.

door style	width x depth x height in.	mm	weight lbs.	kg	NON-INSULATED model #	list	INSULATED model #	list
solid single door	31⅞″ x 33⅛″ x 39⅛″	810 x 841 x 810	155	70.3	HPHNSSN-RA2.25-120	4576	HPHNSSI-RA2.25-120	5303
Tuffak® single door	31⅞″ x 33⅛″ x 39⅛″	810 x 841 x 810	171	77.6	HPHNLSN-RA2.25-120	5260	HPHNLSI-RA2.25-120	5988

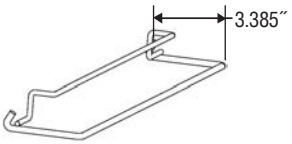

Units with Wire Universal Slides – Comes standard with 8 pairs of slides.
Max pan capacities: (8) 18″ x 26″ sheet pans, (16) 13″ x 18″ sheet pans, or (4) 12″ x 20″ x 2 ½″ food pans.

door style	width x depth x height in.	mm	weight lbs.	kg	NON-INSULATED model #	list	INSULATED model #	list
solid single door	31⅞″ x 33⅛″ x 39⅛″	810 x 841 x 810	155	70.3	HPHNSSN-RC2.25-120	4658	HPHNSSI-RC2.25-120	5384
Tuffak® single door	31⅞″ x 33⅛″ x 39⅛″	810 x 841 x 810	171	77.6	HPHNLSN-RC2.25-120	5341	HPHNLSI-RC2.25-120	6068

half-size heated/proofing cabinet with Tuffak® door

New York M.E.A. No. 245-02-E

Extended Undercounter Heated/Proofing Cabinets - see spec sheet EG60.27 NSF c UL us – 30½″ (775mm)-High

All model numbers that are included in the following charts reflect units with extended width, removable slides with 3″ (76mm) standard spacing, and 120-volt 20-amp electricity. **Freight class is 100.0**.

On undercounter units, maximum pan capacity is met without the need for additional slides. See page 262 for further information about replacement slides. See page 255 for further information about maximum pan capacities.

Pass-through doors available. See page 262.

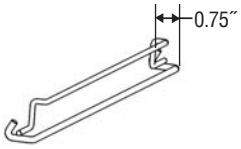

Units with Wire Slides – Comes standard with 5 pairs of slides.
Max pan capacities: (10) 12″ x 20″ x 2 ½″ food pans.

door style	width x depth x height in.	mm	weight lbs.	kg	NON-INSULATED model #	list	INSULATED model #	list
solid single door	32½″ x 35¼″ x 30½″	826 x 895 x 775	155	70.3	HPUESSN-RA3.00-120	5073	HPUESSI-RA3.00-120	5801
Tuffak® single door	32½″ x 35¼″ x 30½″	826 x 895 x 775	171	77.6	HPUELSN-RA3.00-120	5758	HPUELSI-RA3.00-120	6485

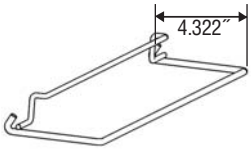

Units with Wire Universal Slides – Comes standard with 5 pairs of slides.
Max pan capacities: (5) 18″ x 26″ sheet pans, (10) 13″ x 18″ sheet pans, or (10) 12″ x 20″ x 2 ½″ food pans.

door style	width x depth x height in.	mm	weight lbs.	kg	NON-INSULATED model #	list	INSULATED model #	list
solid single door	32½″ x 35¼″ x 30½″	826 x 895 x 775	155	70.3	HPUESSN-RC3.00-120	5154	HPUESSI-RC3.00-120	5882
Tuffak® single door	32½″ x 35¼″ x 30½″	826 x 895 x 775	171	77.6	HPUELSN-RC3.00-120	5839	HPUELSI-RC3.00-120	6565

extended undercounter heated/proofing cabinet with Tuffak® door

New York M.E.A. No. 245-02-E

To order Transport Holding Cabinets with other features:

1) Build a model number.

The following chart lists the design elements available. Each chart column contains two or more choices of each design element (examples: half or full size, etc.). To spell out a model number , choose the designated letters and numbers in the chart below from left to right. Example: #HCFWSDI-RA2.25-240 indicates a full size Heating Cabinet (**HCF**), wide width (**W**), with solid (**S**) dutch door (**D**), insulated (**I-**), wire slides (**RA**), 2.25˝ slide spacing (**2.25-**), and 240-volt 15-amp electricity (**240**).

Note: Standard design elements are indicated in **bold** text in the chart below.

Full, Half, Undercounter/ Type of Holding Cabinet	Cabinet Width*	Door Style	Door Type	Insulation	Slide Type	Slide Spacing**	Voltage Type
Full Heating = HCF **Half Heating = HCH** **Undercounter Heating = HCU*** **Full Proofing = PCF** **Half Proofing = PCH** **Undercounter Proofing = PCU*** **Full Heating/Proofing = HPF** **Half Heating/Proofing = HPH** **Undercounter H/P = HPU***	**Narrow = N** Extended = E Wide = W	**Solid = S** **Tuffak® = L**	**Standard Single Door = S** ***Dutch Doors = D Pass-through Single Door = P ***Pass-through Dutch Doors = PD	**None = N-** **Insulated** = I-	**Wire = RA** **Wire Universal = RC**	**2.25˝ = 2.25-** Custom = (other #)-	**120V 20amp = 120** 120V 15amp = 120A 208V 15amp = 208 240V 15amp = 240

* Undercounter units available with Extended-width only.

** 2¼˝ (57mm) standard slide spacing for Narrow- and Wide-width units, and for units with wire universal slides (3˝ for Extended-width units). If a different spacing is required, please indicate desired slide spacing in inches.

*** Available only on Full-Size units.

2) Establish a list price.

The following chart lists the pricing for each design element choice seen in the first chart. T o establish a total list price, add the price indicated for each chosen design element of the model number spelled out in Step 1. Example: #H CFWSDI-RA2.25-240 is a full size Heating Cabinet at $4228, with wide width at $164, dutch doors at $1229, insulation (for full size unit) at $1176, and 240-volt 15-amp electricity at $164. Each of the other design elements in this model is $0. Therefore, total list price is $6961.

Note: Standard design elements are indicated in **bold** text in the chart below.

Full, Half, Undercounter/ Type of Holding Cabinet	Cabinet Width	Door Style	Door Type	Insulation	Slide Type	Slide Spacing	Voltage Type
Full Heating = $4996 **Half Heating = $4487** **Undercounter Heating = $4487** **Full Proofing = $5026** **Half Proofing = $4530** **Undercounter Proofing = $4576** **Full Heating/Proofing = $5049** **Half Heating/Proofing = $4576** **Undercounter H/P= $4576**	**Narrow = $0** Extended = $498 Wide = $194	**Solid = $0** **Tuffak®** - for Full-Size = $728 - for Half-Size = $684 - for U/C = $684	**Standard Single Door = $0** Dutch Doors = $1452 Pass-through Single Door - for Full-Size = $1700 - for Half-Size = $1448 - for Undercounter = $1448 Pass-through Dutch Door = $4355	**No insulation = $0** **With insulation** - for Full-Size = $1389 - for Half-Size = $728 - for Undercounter = $728	**Wire = $0** **Wire Universal** - for Full-Size = $160 - for Half-Size = $82 - for Undercounter = $82	**2.25˝ = $0** Custom = $194	**120V 20A = $0** 120V 15A = $194 208V 15A = $194 240V 15A = $194

Plug Configurations

NEMA 5-15 *for 120V 15A units*

NEMA 5-20 *for 120V 20A units*

NEMA 6-15 *for 208V 15A and 240V 15A units*

Slides for Transport Holding Cabinets

Wire and Wire Universal Slides…

8 pairs of slides come with half-size units with narrow and wide width. 5 pairs of slides come with under counter units and half-size units with extended width. On undercounter and half-size units, maximum pan capacity is met without additional slides required. 12 pairs of slides come with full-size units. On full-size units, additional slides are required to obtain maximum pan capacity . Priced individually.

description of slides	model #	…for Narrow-Width Units list price each	…for Extended-Width Units list price each	…for Wide-Width Units list price each
Wire Slides	357068	24	n/a	24
	357074	n/a	24	n/a
	357080	n/a	n/a	24
Wire Universal Slides	357071	28	n/a	n/a
	357077	n/a	28	n/a
	357083	n/a	n/a	28

100 Industrial Boulevard, Clayton, DE 19938-8903 U.S.A.
Phone: 800-441-8440 or 302-653-3000. Fax: 302-653-2065
http://www.eaglegrp.com

EAGLE GROUP
Profit from the Eagle Advantage®

Cook & Hold Cabinets

NEW IN 2008

Absolute precise control over temperature and humidity with 8° variance anywhere in cabinet. Humidity controlled by solenoid plumbed directly to water supply. Even convection heating through engineered airflow design. Five input buttons: Power, Enter, Recall, and Up/Down selection buttons. Preheats, cooks, and holds. Cooks by time or temperature probe. Automatically changes from cooking to holding when time/temperature parameters have been met. 100°-350°F cook/probe temperature. 145°-200°F holding temperature. Cook/hold time up to 24 hours. Chrome wire tray slides. Easily reversible door(s) swings 180°. Full-height unit features dutch doors. Positive closing door latch. Full perimeter bumper. Heavy duty 5˝ (127mm) polymer swivel casters, two with brake. Cord and NEMA 6-50 plug supplied. 240V single phase. Quick disconnect for water . Everpure® filter requesred.

Standard top-mounted digital control panel includes 2˝ x 16˝ (51 x 406mm) character LCD readout; digital setting of temperatures; memory for 16 programs; embedded LEDs for Power , Preheat, Temperature Probe, Cook, and Hold; and overheat/power outage caution alarms. Easy-touch with membrane switches. Convertible from Fahrenheit to Celsius.

Full-height cabinet with single door available. Model **#CH-6000B**.

full-height unit

half-height unit

Full-Height Unit

77˝ (1955mm) height. Features three 2000W heating elements.

width x depth x height in.	mm	weight lbs.	kg	cubic feet	voltage	total wattage	number of slides	model #	list
27½˝ x 32½˝ x 75½˝	699 x 826 x 1918	462	210	36.6	208-240	6000	24	CH6000	19752

Half-Height Unit

46½˝ (1181mm) height. Features three 1000W elements.

width x depth x height in.	mm	weight lbs.	kg	cubic feet	voltage	total wattage	number of slides	model #	list
27½˝ x 32½˝ x 47˝	699 x 826 x 1194	327	148	22.6	208-240	3000	12	CH3000	13699

100 Industrial Boulevard, Clayton, DE 19938-8903 U.S.A.
Phone: 800-441-8440 or 302-653-3000. Fax: 302-653-2065
http://www.eaglegrp.com

EAGLE GROUP
Profit from the Eagle Advantage®

Custom Options & Accessories

for Tables, Sinks and Dishtables 266-267
for Underbar 268
for Ventilation Hoods 268

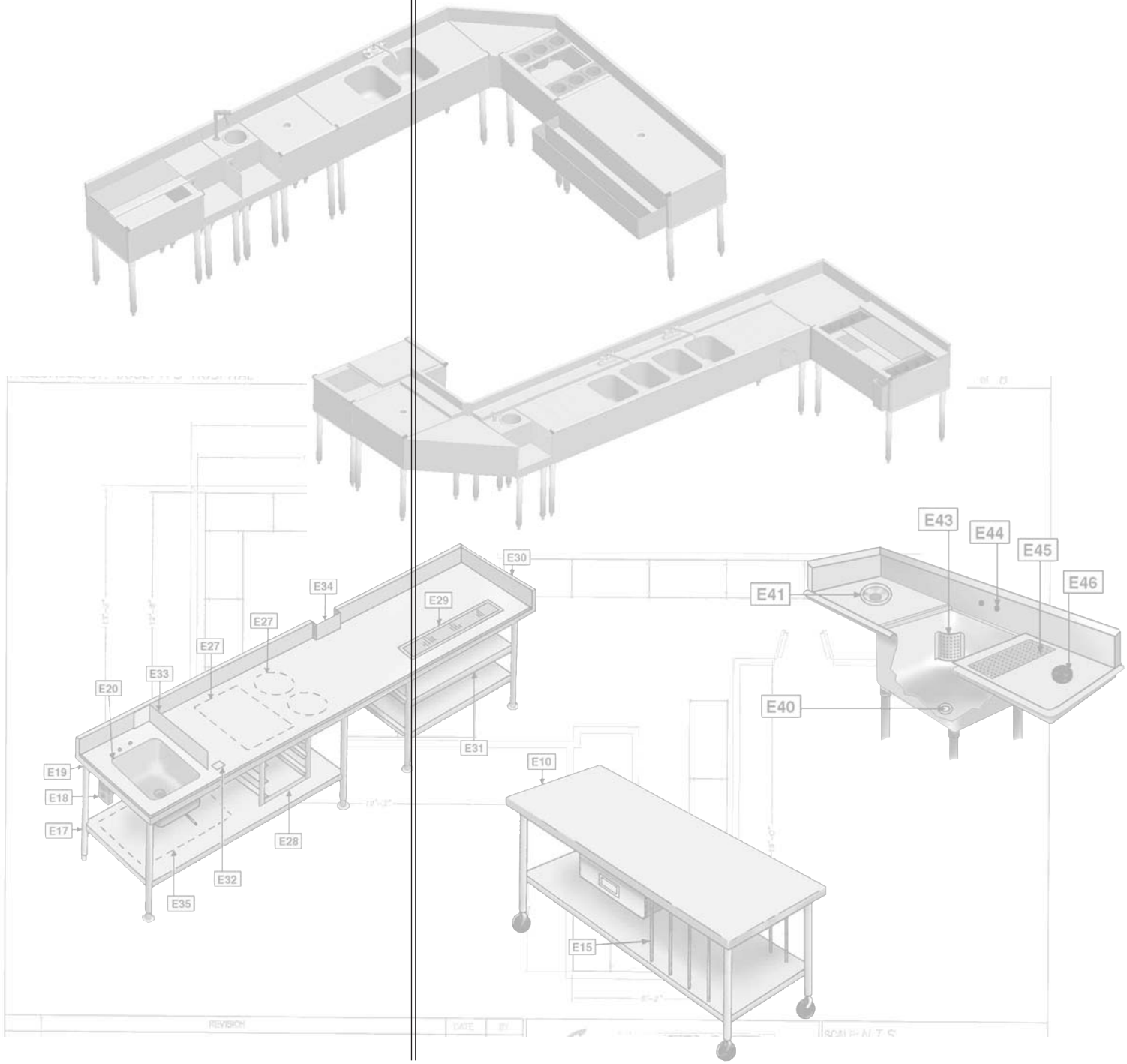

For Tables, Sinks, and Dishtables

Please note: Suffixes are typically indicated by the dash ("-") preceding numbers and/or letters.

model # or suffix	description	unit	list
TABLE EDGES:			
E10	Square edge table	PER TABLE	185
E11	Counter type marine edge	PER TABLE	400
E12	"V" type marine edge	PER TABLE	400
E13	Bullnose edge	PER TABLE	380
E13A	Inverted roll edge (flour gutter), up to 96″ long	PER TABLE	380
E10A	tray lock–rear edge turned up, then forward	PER TABLE	189
TABLE SPLASH MODIFICATIONS AND OPTIONS:			
-6BS	6″ backsplash	LIN. FT	22
-8BS	8″ backsplash	LIN. FT	33
-10BS	10″ backsplash	LIN. FT	39
-12BS	12″ backsplash	LIN. FT	49
-18BS	18″ backsplash	LIN. FT	65
-PBS	Partial backsplash	LIN. FT	22
-UE	1-1/2″ upturn end	EA	82
E30	End splash, all heights	EA	351
E33	Sink splash, single thickness, 4″ high	EA	220
E39	Enclosed backsplash	LIN. FT	68
E57	Backsplash capping strip, for two tables back-to-back	LIN. FT	39
CORNER GUARD-A	Corner guard, angle type, 2″ x 2″ x 48″ high, stainless	EA	109
CORNER GUARD-C	Corner guard, channel type, 2″ x 8″ x 48″ high, stainless	EA	163
TABLE TOP MODIFICATIONS AND OPTIONS:			
E27	Top cutout square or round	EA	282
E27A	Top cutout and reinforcement, for heavy drop-in equipment (specify model)	EA	282
E29	Urn Trough w/drain and louvered grate	LIN. FT	126
E32	Can Opener Provision	EA	201
E34	Column cutout	EA	437
E37	NSF sprayed-on sound deadening	PER TABLE	442
E37A	Sound deadening over 12 ft. (for ea. additional foot)	LIN. FT	39
606329	Scrap Chute	EA	198
E108A	Field joint, for worktables, ready to be bolted together in the field by others	EA	261
E108B	Field joint, for worktables, prepared for field welding by others	EA	261
E112	Mitered corner (backsplash or front edge angled)	EA	407
606331	Knife rack	EA	286
E58	Hole in top for electric cord	EA	163
TABLE BASE MODIFICATIONS AND OPTIONS:			
E15	Vertical Tray Dividers	EA	567
E17	Special Height Legs	TABLE	162
E19	Stainless steel gussets	EA	30
E28	Angle slides for pans, up to six pairs	SET	549
E28A	Angle slides for glass racks, up to four pairs	SET	549
E31	1-1/2″ rear upturn for undershelf	TABLE	109
E59	Upgrade 16 ga. 304 stainless steel undershelf	LIN. FT	33
E35	16 ga apron front of sink or cutout	LIN. FT	138
E36	Fully welded	EA	636
E36A	Welded base only	EA	400
DRAWER MODIFICATIONS AND OPTIONS:			
-L	Lock assembly	EA	141
E84	Hasp for padlock	EA	239
NTD3I	Three Drawers integral to table	EA	3072

model # or suffix	description	unit	list
TABLE CASTERS AND FEET:			
300698	Casters 4″ with brake	EA	91
300699	Casters 4″ without brake	EA	86
317635	Casters 5″ with brake	EA	118
317636	Casters 5″ without brake	EA	118
313835	Flanged bullet foot, stainless steel	EA	23
300692	Bullet foot, stainless steel	EA	16
301036	Bullet foot, white metal	EA	9
300293	Bullet foot, plastic	EA	2
ELECTRIC & PLUMBING MODIFICATIONS AND OPTIONS:			
E18*	Duplex receptacle & mounting plate (under table)	EA	227
E18.1*	Duplex receptacle in splash (requires at least 6″-high backsplash)	EA	272
E18.2*	Pedestal duplex receptacle (top of table or overshelf)	EA	348
ENCLOSED BASE CABINET MODIFICATIONS AND OPTIONS:			
E85	Removable access panel in front	EA	380
E27B	Cutout in cabinet back or undershelf for plumbing	EA	282
E86	Provision for undercounter equipment	EA	641
E87	Tubular Tray Slide w/dropdown s/s brackets	LIN. FT	147
E88	Solid Tray Slide w/dropdown s/s brackets	LIN. FT	245
E89	Modify enclosed base table to 36″ wide	TABLE	add 20%
-L	Lock assembly for door	EA	141
OVERSHELF MODIFICATIONS AND OPTIONS:			
E90	Bullnose all sides shelf - no charge		0
-HLB	heat lamp brackets	PR	178
E38-6**	Cantilever mount up to 6', add to wall shelf price	EA	346
E38-12**	Cantilever mount up to 12', add to wall shelf price	EA	517
E91	pair L brackets for adding overshelf	PR	82
E92	Microwave extension	EA	353
SINK WELDMENTS, MODIFICATIONS AND OPTIONS:			
E20	10″ X 14″ X 9.5″ Bowl	EA	943
E21	14″ X 16″ X 9.5″ Bowl	EA	977
E22	16″ X 20″ X 8″ Bowl	EA	1057
E23	16″ X 20″ X 14″ Bowl	EA	1057
E24	18″ X 20″ X 14″ Bowl	EA	1084
E24A	20″ X 20″ X 14″ Bowl	EA	1140
E25	24″ X 24″ X 14″ Bowl	EA	1337
313304	T&S faucet upgrade	EA	524
E93	Glass Filler with faucet, trough and grate, installed	EA	1326
E94	Glass Filler only, no trough, installed	EA	652
E95	Ice Bin and fill faucet with trough and grate, installed	EA	2878
FAUCETS AND ACCESSORIES:			
313918	Faucet, std. splash mtd. 8″L, 8″o.c.	EA	192
300716	Faucet, std. splash mtd. 12″L, 8″o.c.	EA	198
300804	Faucet, std. splash mtd. 14″L, 8″o.c.	EA	201
313919	Faucet, std. splash mtd. 16″L, 8″o.c.	EA	202
313920	Faucet, T&S. splash mtd. 8″L, 8″o.c.	EA	513
340380	Faucet, T&S. splash mtd. 10″L, 8″o.c.	EA	523
313293	Faucet, T&S. splash mtd. 12″L, 8″o.c.	EA	526
313294	Faucet, T&S. splash mtd. 14″L, 8″o.c.	EA	531

* - for GFI receptacle, add "**-GFI**" to E number (example: E18.1**-GFI**) and $35 to list price.

** - applicable to wall mount shelves and pot racks

100 Industrial Boulevard, Clayton, DE 19938-8903 U.S.A.
Phone: 800-441-8440 or 302-653-3000. Fax: 302-653-2065
http://www.eaglegrp.com

EAGLE GROUP
Profit from the Eagle Advantage®

For Tables, Sinks, and Dishtables (continued)

Please note: Suffixes are typically indicated by the dash ("-") preceding numbers and/or letters.

model # or suffix	description	unit	list
PRERINSE FAUCETS AND ACCESSORIES:			
300719	Prerinse Faucet, std. splash mtd. 8″o.c.	EA	981
300718	Prerinse Faucet, std. deck mtd.	EA	978
301189	Prerinse Faucet 12″ Add-on Spout.	EA	260
301190	Prerinse Wall Bracket, std.	EA	66
313116	Prerinse Hose, 36″L, std.	EA	186
313323	Prerinse Spray Valve, std.	EA	161
313296	Prerinse Faucet, T&S. splash mtd. 8″o.c.	EA	1284
313295	Prerinse Faucet, T&S. deck mtd.	EA	1209
313297	Prerinse 12″ Add-on Faucet	EA	320
DRAINS AND ACCESSORIES:			
300720	Lever drains, 1.5″	EA	202
300721	Lever drains, 2″	EA	202
300722	Lever drains, 2″ with overflow	EA	416
341189	Twist handle drains, 1.5″	EA	214
336002	Twist handle drains, 2″	EA	214
341190	Twist handle drains, 2″ with overflow	EA	484
-TB	Twist drain handle bracket	EA	26
313834	Backflow Preventer	EA	180
300789	P-Trap, Chrome Plated	EA	79
300791	Tail Piece	EA	14
313832	Anti-Siphon Vacuum Breaker	EA	154
300287	Crumb Cup Strainer	EA	18
SINK COVERS / CUTTING BOARDS:			
313207	Polyboard, 10″ x 14″	EA	117
351584	Polyboard, 16″ x 20″	EA	133
335377	Polyboard, 18″ x 20″	EA	137
326267	Polyboard, 20″ x 20″	EA	139
313204	Polyboard, 22″ x 22″	EA	143
326268	Polyboard, 18″ x 24″	EA	140
313205	Polyboard, 24″ x 24″	EA	155
326269	Polyboard, 20″ x 28″	EA	154
321555	Stainless steel, 10″ x 14″	EA	145
351585	Stainless steel, 16″ x 20″	EA	165
346175	Stainless steel, 18″ x 20″	EA	174
305428	Stainless steel, 20″ x 20″	EA	176
321557	Stainless steel, 22″ x 22″	EA	184
326270	Stainless steel, 18″ x 24″	EA	179
321558	Stainless steel, 24″ x 24″	EA	226
326271	Stainless steel, 20″ x 28″	EA	181
SINK SPLASH MODIFICATIONS AND OPTIONS:			
E101A	Turn down backsplash (with z-clips)	TABLE	204
E30	End splash - per end, all heights	EA	351
E44	Faucet Hole Revision (adding or moving)	EA	154
E46	Scrap Block Installed (Rubber)	EA	310
E48	Stainless steel apron to cover sink bowls (2 or 3)	SET	946
E48A	additional compartments over 3	EA	158
E52	High backsplash up to 13″	LIN. FT	164
E53	High backsplash up to 18″	LIN. FT	284
E56	Overflow Holes	EA	38
SINK DRAINBOARD MODIFICATIONS AND OPTIONS:			
E45	Drain trough installed in drainboard or dishtable	EA	771
E49	Undershelf under drainboard 24″ long	EA	477
E49A	additional charge over 24″ long	LIN. FT	228
E51	Optional size drainboard.	LIN. FT	288
E55	Drainboard corner turn	EA	739
SINK COMPARTMENT MODIFICATIONS AND OPTIONS:			
E40	Provision for sink heater.	EA	155
E41	Disposal provision package, collar.	EA	635
E41A	Disposal provision package, cone	EA	635
E41B	Provision for scrap collector and troughveyor	EA	1193
E43	Stand pipe w/corner guard	EA	318
E47	Sink cover holder, upper/lower track (for s/s or poly)	SLOT	580
E50	Provision for water pump	EA	760

model # or suffix	description	unit	list
SINK BASE MODIFICATIONS AND OPTIONS:			
E54	Working height revision.	TABLE	258
E36	Fully welded	EA	636
E36A	Welded base	EA	400
E108	Welded field joint	EA	261
E96	Control Panel Bracket 6x9	EA	209
E96A	Control Panel Bracket 9x12	EA	314
300692	Bullet feet, stainless steel	EA	16
313835	Flanged bullet feet, stainless steel.	EA	23
311772	Legs and crossbrace assembly	EA	162
DISHTABLE BACKSPLASH MODIFICATIONS AND OPTIONS:			
E101	Splash 10″ per linear ft. (dishtable only).	LIN. FT	124
E101A	Turn down back splash (with z-clips)	TABLE	204
E30	End splash - per end, all heights	EA	351
DISHTABLE TOP MODIFICATIONS AND OPTIONS:			
E100	Additional length NSF Construction	LIN. FT	350
E102	Pass-thru shelf max. 12″ up to 3 lin. ft.	LIN. FT	1310
E102A	additional over 36″ for pass-thru shelf	LIN. FT	242
E106	Rack guide curved 2x1/4 s/s flat bar (requires E112)	EA	311
E107	Corner turn 90 degrees	EA	738
E108B	Field joint, prepared for field welding by others	EA	261
E109	Cutout for pipes, columns	EA	842
E112.	Mitered Corner	EA	407
E119.	Landing shelf 12″W integral with top	LIN. FT	271
E120	Limit switch.	EA	254
E97	Provision for side loader.	EA	652
E98	Modify for custom machine opening	EA	272
DISHTABLE SCRAPPING MODIFICATIONS AND OPTIONS:			
E115.	Scrapping Trough 6″x4″ deep—up to 60″	LIN. FT	1424
E115A	additional over 60″	LIN. FT	248
E115B	Mitered angle in scrapping trough	EA	628
E116.	Scrap Block installed (Rubber).	EA	310
300691	Replacement rubber scrap block	EA	89
DISHTABLE SINK WELDMENT MODIFICATIONS AND OPTIONS:			
E105	Prerinse sink 20″ x 20″ x 5″	EA	905
E105A	for each additional 2″ in depth	EA	109
E110.	Sink 24″ x 26 1/2″ x 14″	EA	1639
E117.	Soak sink 16″ x 20″ x 13 1/2″.	EA	1003
E122	Faucet Holes	EA	146
E20	10″ x 14″ x 5″ sink	EA	943
E20A	10″ x 14″ x 9.5″ sink	EA	943
E24A	20″ x 20″ x 14″ sink bowl	EA	1140
DISHTABLE BASE MODIFICATIONS AND OPTIONS:			
E111.	Undershelving stainless steel, per linear foot.	LIN. FT	243
E113.	Brackets for booster heater, installation only, brackets by others	EA	134
E118.	Crossbracing left-to-right, stainless steel, for dish rack storage under dishtable	LIN. FT	79
DISHTABLE RACK SHELF MODIFICATIONS AND OPTIONS:			
E103	Rack shelf, back splash mounted	FT	440
E104	Drain, bleeder type	EA	109

For Underbar

model #	description	1800 Series list price	2200 Series list price
E60	Workboards (min. 4´0˝) per linear foot	312	378
	Sinks		
E61	- hand sink 10˝ x 14˝ x 5˝ w/drain faucet	291	291
E61A	- sink bowl 10˝ x 14˝ x 9 ½˝ w/drain, faucet & overflow	340	340
E61B	- sink bowl 12˝ x 14˝ x 9 ½˝ w/drain, faucet & overflow	423	423
	Cocktail units 15½˝ x 19¾˝ bowls		
E62	- 24˝ unit, 6 bottle wells, inside liner, no cover (non NSF)	1166	1280
E62A	- 36˝ unit, 8 bottle wells, outside liner, sliding s/s cover (non NSF)	1535	1649
E62B	- 36˝ unit, 8 bottle wells, NSF	1760	2163
E63	Ice chest (NSF) 15½˝ x 19¾˝ x 8˝ deep	1493	1840
E64	Ice chest w/sliding s/s cover (non NSF) 15 ½˝ x 19¾˝ x 8˝ deep	1141	1255
E65	Higher backsplash up to 9˝ high per linear foot	91	91
	Blender step unit w/liquid waste chute, faucet, electrical outlet		
E66	- 12˝ wide single station	1096	1271
E66A	- 14˝ wide double station	1180	1350
E67	Blender recess 12˝ (305mm) wide with electrical GFCI outlets	795	877
E68	Open waste chute installed	354	354
E69	Liquid waste chute installed	426	426
E70	Glass filler	293	293
E71	Cut-out in back	n/a	1229
E72	End splash per end	497	534
E73	"L" shape corner welded per corner (except sink bowls)	price upon application	
	Add-on sections - front section Add-on sections - rear section	see page 205 for models and list prices	
E74	Pass-thru	651	774
E75	Blender shelf 12˝ wide, removable hook-on type	358	358

model #	description	1800 Series list price	2200 Series list price
300712	Towel bar - shipped loose	80	80
	Double speed rail	see page 206 for models and list prices	
300670	Sliding s/s ice cover for 15½˝ x 19¾˝ bowl (non NSF)	355	355
300325	Rack for round bottle wells	129	129
300491	Bottle holder, individual	34	34
300805	Bottle holder trays (not installed) hold 4 bottles each	63	63
326636	Poly cutting board 15˝ x 15˝ x ½˝ (not attached) poly-plastic	141	141
	Faucets		
303365	- 18˝ series splash mount	152	n/a
300490	- 22˝ series deck mount	n/a	152
E76	Divider for ice chest (removable), installed at factory	316	316
300713	- Bottle opener and	108	108
300819	- Cap catcher (not attached)	for both	for both
E77	Duplex GFCI receptacle, installed	274	274
359032	Post-mix cold plate for 15½˝ x 19¾˝ bowl, 7-circuit, sealed-in (NSF)	1348	1348
E78	Glass rack storage, holds (2) 20˝ x 20˝ racks	1178	1178
E79	Continuous water waste	635	635
	Pass-thru ice chests		
E80	- 18˝ x 36˝ x 8˝	2241	2241
E80A	- 24˝ x 36˝ x 8˝	2529	2529
E81	Stainless steel leg	66	66
300293	Plastic bullet feet each	2	2
E83	NSF sprayed-on latex sound deadening, up to 12´ (3658mm) length	442	442
	- for each additional foot	39	39

For Ventilation Hoods

model #	description	unit	list
E150	3˝ Air Space - on front side of unit	LIN. FT	66
E151	3˝ Air Space - on left side of unit	PER SIDE	293
E152	3˝ Air Space - on right side of unit	PER SIDE	293
E153	Insulated Back - on front side of unit	LIN. FT	66
E154	Insulated Back - on back side of unit	LIN. FT	66
E155	Insulated Back - on left side of unit	LIN. FT	66
E156	Insulated Back - on right side of unit	LIN. FT	66
E157	Stainless Steel Furring Channel - on front side of unit	LIN. FT	135
E158	Stainless Steel Furring Channel - on back side of unit	LIN. FT	135
E159	Stainless Steel Furring Channel - on left side of unit.	LIN. FT	135
E160	Stainless Steel Furring Channel - on right side of unit	LIN. FT	135
E161	Stainless Steel Trim Strips - on front side of unit.	LIN. FT	27
E162	Stainless Steel Trim Strips - on back side of unit	LIN. FT	27
E163	Stainless Steel Trim Strips - on left side of unit	LIN. FT	27
E164	Stainless Steel Trim Strips - on right side of unit	LIN. FT	27
E165	Extra Collars -exhaust collar	EA	507
E166	Extra Collars - supply collar	EA	507
E167	Extra Supply Fire Damper	EA	334
E168	Filter Frames	EA	105
E169	Light Switch	EA	227
E170	Extra Bullet Lights	EA	317
332493	Extra Grease Filters - aluminum	EA	74
332494	Extra Grease Filters - steel	EA	130
331677	Extra Grease Cups	EA	89
E174	Enclosure Panels	LIN. FT	215
E175	Insulated Make-Up Air Plenum.	LIN. FT	282

100 Industrial Boulevard, Clayton, DE 19938-8903 U.S.A.
Phone: 800-441-8440 or 302-653-3000. Fax: 302-653-2065
http://www.eaglegrp.com

EAGLE GROUP
Profit from the Eagle Advantage®

EAGLE™ SpecFAB Division

Quality Stainless & Millwork Fabrication

Chef's Choice™ Chef's Counter 276
Custom Built-In Refrigeration 276
Custom Fabrication for Supermarkets 273
Flush Front Sinks 274
Introduction To SpecFAB® 270
Shelf Select™ 272
Spec-Bar Select™ 271
Sports Complex Project Management. 274
Uni-Wall® Concessions Counters 275
Uni-Wall® with Dishtable 275

KCL AutoQuotes NSF c UL us

SpecFAB® Custom Fabrications

CATALOG SECTION 100

EAGLE™ SpecFAB Division

NSF

Quality Stainless & Millwork Fabrication

c UL us

The SpecFAB® Division of Eagle Group is comprised of six (6) teams catering to the custom fabrication needs of the Foodser vice, Material Handling, Cleanroom, Healthcare, and Retail Display industries. They are as follows:



1. Quotations AutoQuotes

When for warding your requests, we ask that you provide us with a quotation due date, to insure a proper response that meets your schedule. This department utilizes AutoQuotes and SpecQUOTES quotation software packages. A 72-hour turnaround time for quotations is typical, unless a quicker time is specified by the customer — larger projects and stadiums being the exception. Shelf Select™ (see page 272), our no-charge shelving design & layout ser vice, provides to you an AutoCAD generated drawing showing plan and perspective views of your shelving layouts, along with a written quotation including model numbers, list prices and shipping weights.

2. Customer Service

Once you receive your quotation, our Customer Ser vice liaison team will assist you with any request regarding your quotation or pur chase order. Customer Ser vice per forms all administrative functions relating to your custom order , expedites your request for shipment and initiates the process for submittal drawings if required for your project.

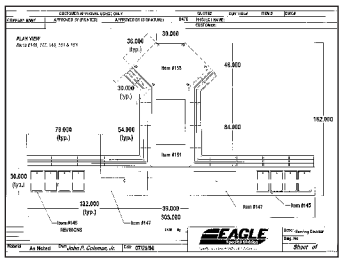

KCL

3. Submittals

Based upon your requirements, drawings needed for approval will be prepared using AutoCAD and are forwarded within seven (7) business days. Once the drawings are complete and ready for transmission, we can forward your drawings, using the following methods: fax, postage, express service, floppy disk or e-mail. Once final approvals are received, we can record to CD-ROM format for your files.

4. Design & Layout

Our Design & Layout team is responsible for the actual design of our custom fabricated equipment. Using the most current software available, such as Pro/Engineer Mechanical Design Automation Software and MRP, we are able to accomplish a multitude of tasks from a simple table to the more complex chef 's unit. This team also serves as technical support to our customers as well as our other divisions.

5. Chains & Projects

Our Chain & Projects team has the responsibility for chain accounts, stadiums and related projects. This department utilizes all of SpecF AB®'s resources to insure proper project management, final staging and consolidation, ready for shipment.

6. Select Services Group

Providing another example of the Eagle Advantage™, this group supplies at NO CHARGE within 24 to 48 hours the following:

- Spec-Bar Select™ (see page 271) – An underbar equipment layout service featuring our Spec-Bar 2002™ product line. This service provides to you an AutoCAD 2000 generated drawing showing plan and perspective views of your underbar layouts, along with a written quotation including model numbers, list prices and shipping weights.
- Shelf Select™ (see page 272) – A shelving design & layout service which provides you an AutoCAD 2005 generated drawing showing plan and perspective views of your shelving layouts, along with a written quotation including model numbers, list prices and shipping weights.
- Custom Fabrication for Supermarkets (see page 273) – A layout service which provides you an AutoCAD 2005 generated drawing showing plan and elevation views of your custom layouts, along with a written quotation including model numbers, list prices and shipping weights.

100 Industrial Boulevard, Clayton, DE 19938-8903 U.S.A.
Phone: 800-441-8440 or 302-653-3000. Fax: 302-653-2065
http://www.eaglegrp.com

EAGLE GROUP Profit from the Eagle Advantage®

Spec-Bar Select™

CATALOG SECTION 100

by EAGLE SpecFAB Division

Quality Stainless & Millwork Fabrication

A No-Cost Design & Layout Service for Bar Equipment

Provide Us With:

- Scaled floor plan.
- Required number of service stations.
- Any additional specific or pertinent working requirements.

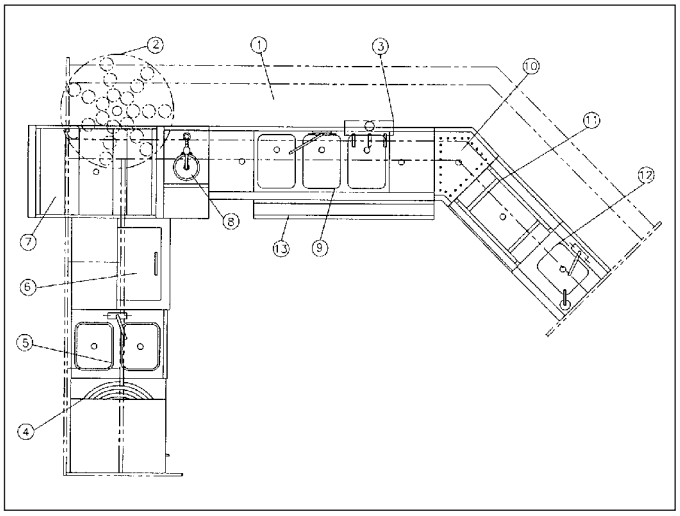

plan view

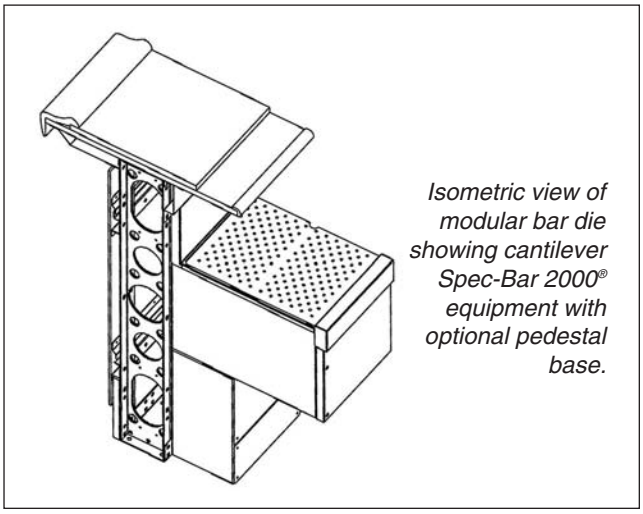

Isometric view of modular bar die showing cantilever Spec-Bar 2000® equipment with optional pedestal base.

isometric view

And We'll Provide You With:

- **Plan View** - Underbar equipment layout makes the most efficient utilization of your space available.
- **Elevation View*** - Illustrates the proposed equipment assembled in the available space.
- **Quote*** - Includes model numbers, list prices and shipping weights for all components in specified job.

* Will be provided after plan view is approved.

Spec-Bar 2000® is available in numerous colors and patterns, along with high profile hardwoods and composites to fit the decor of any room or theme.



final outcome

For more information about Spec-Bar Select™, request Spec-Bar Select™ service announcement EG8202

Simply email (specfab@eaglegrp.com) or fax (302 653-3091) in your request and our trained staff will begin planning, layout and quotation upon receipt.

A completed Spec-Bar Select™ custom layout and quotation will be mailed, emailed or faxed back to you within 48 hours.

CATALOG SECTION 100

Shelf Select™

by EAGLE SpecFAB Division

Quality Stainless & Millwork Fabrication

A No-Cost Design & Layout Service for Shelving Products

Typical Shelf Select™ applications include walk-in coolers and freezers; dry storage areas; supermarkets; and department stores.

Provide Us With:

- Dimensions of a storage space available.
- Number of shelves per unit.
- Post heights.
- Indicate stationary, mobile or high density shelving.
- Any additional specific or pertinent storage requirements.

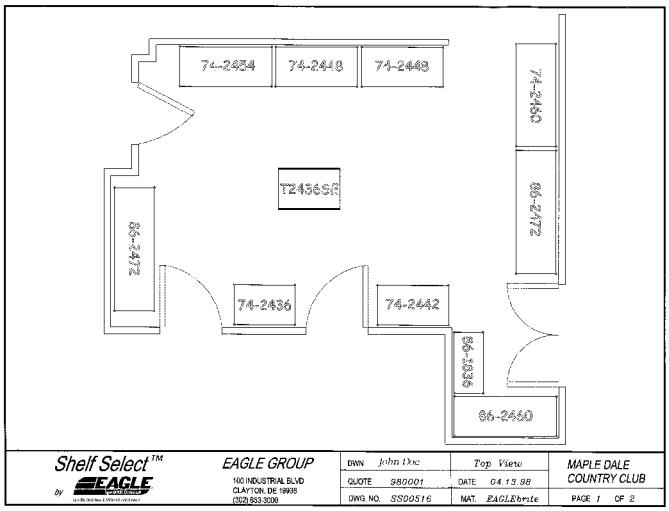

plan view

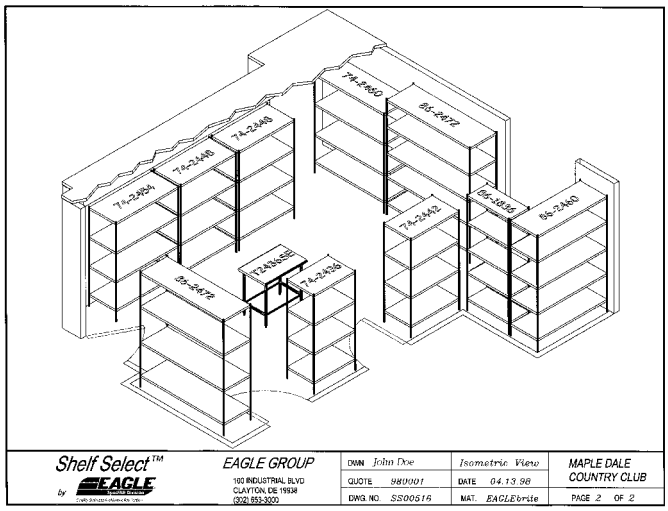

perspective view

And We'll Provide You With:

- **Plan View -** Shelving system layout makes the most efficient utilization of your space available.
- **Perspective View* -** Illustrates the proposed equipment assembled in the available space. A great tool for presentation which reduces field assembly time when provided to your installer.
- **Quote* -** Includes model numbers, list prices and shipping weights for all components in specified job.

* Will be provided after plan view is approved.

final outcome

Simply e-mail (specfab@eaglegrp.com) or fax (302 653-3091) in your order and our trained staff will begin planning, layout and quotation upon receipt.

A completed Shelf Select™ custom layout and quotation will be mailed, e-mailed or faxed back to you within 48 hours.

For more information about Shelf Select™, request the Shelf Select™ service announcement EG8027

See page 273 for Custom Fabrication for Supermarkets.

100 Industrial Boulevard, Clayton, DE 19938-8903 U.S.A.
Phone: 800-441-8440 or 302-653-3000. Fax: 302-653-2065
http://www.eaglegrp.com

EAGLE GROUP Profit from the Eagle Advantage®

Custom Fabrication for Supermarkets

by EAGLE SpecFAB Division
Quality Stainless & Millwork Fabrication

A No-Cost Layout Service

The custom equipment solutions for your Island Service Bars, Supermarket Cafe, Salad Bar , Seafood and Produce Prep Areas, Deli, Bakery, Meat Packing Room and more, are all here with virtually unlimited choices and configurations. Whether your application is simple, such as a freestanding piece of equipment, or complex, requiring an entire line-up of custom equipment, our SpecFAB® division is ready to serve you.

We'll Provide You With:

- **Plan View (AutoCAD 2005 format) -** Plan view layout makes the most efficient utilization of your space available.
- **Elevation View** - Illustrates the proposed equipment assembled in the available space.
- **Quote** - Includes model numbers, list prices and shipping weights for all components in specified job.


EAGLE SpecFAB Division
Quality Stainless & Millwork Fabrication

QUOTE EXPIRES 3/04/2000

Project
RETAIL HOLSEWARE

From
Troy M. Tomolak
Eagle Group
100 Industrial Bldg
Clayton, DE 19938
(302) 653-3000 Fax (302) 653-3091

To:
Attn: Gene Manager
House/Ware Dept

Eagle Group

quote

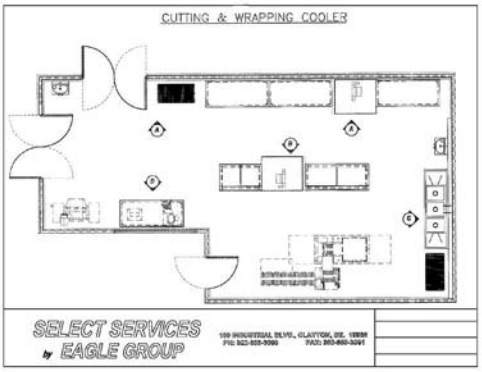

plan view



elevation view

Simply e-mail (specfab@eaglegrp.com) or fax (302 653-3091) in your order and our trained staff will begin planning, layout and quotation upon receipt.

A completed Shelf Select™ custom layout and quotation will be mailed, e-mailed or faxed back to you for your review .

For more information about Custom Fabrication for Supermarkets, request service announcement EG8201

CATALOG SECTION 100

Sport Complex Project Management

by EAGLE SpecFAB Division
Quality Stainless & Millwork Fabrication

From project planning to closeout, you and our project management team will develop the project objectives and define the scope insuring your project is ***measured by results, not just dates***.

Our sports complex resume ranges from local neighborhood parks to the most current professional sports facilities. We provide this service for all Eagle products from our standard catalog items to custom fabricated equipment, and include everything in one integrated package!

FFN Series Flush Front Sinks NSF

flush front sink

- 12 gauge front.
- 14 gauge backsplash, drainboards, and sink bowl partitions.
- All-welded base.
- ¾″ (19mm) inside radii.
- Legs are located directly under sink bowls, providing increased stability and maximum weight support.
- Entire base constructed of 1⅝″ (41mm) tubular stainless steel.
- Adjustable stainless steel bullet feet.
- Swirl-away drainage.

100 Industrial Boulevard, Clayton, DE 19938-8903 U.S.A.
Phone: 800-441-8440 or 302-653-3000. Fax: 302-653-2065
http://www.eaglegrp.com

EAGLE GROUP Profit from the Eagle Advantage®

Patent Pending

Uni-Wall® Concession Counters

NSF

CATALOG SECTION 100

- Prefabricated modular system for ease of installation.
- A concealed utility raceway for electrical circuits, telephone and computer wiring, and supply & waste pipes remains accessible after being built in place.
- Available in random lengths.
- Top and front panels are offered in many finishes.
- Optional wire shelving with patented QuadTruss® design, open-base or enclosed-base cabinets available in lieu of tubular base.

concession counter with tubular base rear support – shown with sports theme laminate front

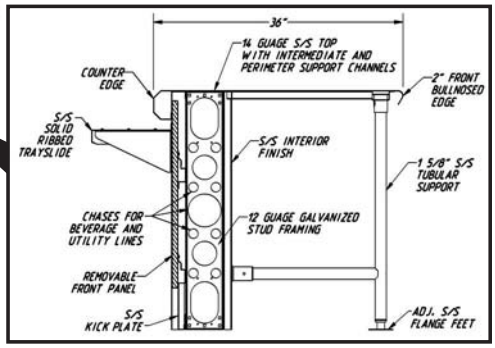

tubular rear support configuration

For more information about the Uni-Wall® Concession Counter, request product announcement EG8131

NEW Uni-Wall® with Dishtable

- Prefabricated modular system for ease of installation.
- A concealed utility raceway for supply pipes and waste pipes remains accessible after being built in place.
- Available in random lengths.
- Top and front panels are offered in many finishes.
- Available with silverware chute.

Uni-Wall® with dishtable

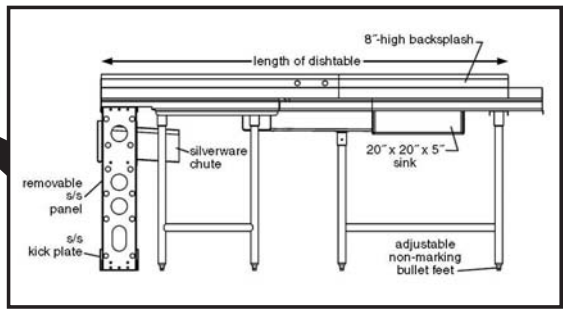

CATALOG SECTION 100

NEW Custom Built-In Refrigeration

Eagle Group introduces built-in medium and low temperature refrigeration designed to be integrated into our custom cabinetry and chef's units. The undercounter design is available with a choice of one, two, or three compartments. Each compartment has the flexibility to allow for either one door or two drawers. The medium temperature refrigerators are designed to accommodate recessed one-sixth-size food pans and a non-insulated night cover.

Features include exterior display thermometer , MICROGARD® epoxy coated steel wire shelves, foamed-in-place polyurethane insulation, stainless steel self-closing doors and drawers, and air cooled hermetically sealed UL-listed compressor with 5-year compressor warranty.

built-in refrigeration shown in Chef's Counter

Chef's Choice™ Chef's Counter

Standard components used to create a system customized to meet your needs!



Chef's Choice™ chef's counter

Designed by Eagle' s SpecF AB® Division, these units are engineered to provide custom configurations using pre-engineered modular components.

Among the many modular design options are open based cabinets, closed base cabinets featuring either hinged or sliding doors as well as cabinets that accept hot well and refrigerated drop-ins. Refrigerated undercounter storage and drawers can also be accommodated in all modular designs.

Chef's Choice™ island units are designed with chef and ser ver pick-up sides at different heights. This design not only increases worker efficiency but also incorporates a unique tray-lock feature to prevent accidents and spills. If desired, the ser ver side can also accommodate an 18″ wide wire shelving unit positioned below the tray pick up sur face. Choose from either stationary or mobile design options, depending on needs.

100 Industrial Boulevard, Clayton, DE 19938-8903 U.S.A.
Phone: 800-441-8440 or 302-653-3000. Fax: 302-653-2065
http://www.eaglegrp.com

EAGLE GROUP
Profit from the Eagle Advantage®

Alphanumerical Price Index and Stock Status Reference

Eagle's Alphanumeric Price List has been developed to assist our customers in quickly locating items found in our main Price List and stock status of same.

Stock status is indicated by either **"MTS"** or **"MTO"**.

MTS - make-to-stock items with shipment same day or next day

MTO - make-to-order items

Eagle also maintains inventory at the following Regional Distribution Centers:

- Clayton, DE
- Dallas, TX
- Sparks, NV

Eagle is committed to customer service and customer satisfaction along with quality products. If you need assistance, please call Eagle' s Customer Service Center at **1-800-441-8440**.

Part List Number	Price	MTO/ MTS	Page No.
11QCW-120	.733	MTS	187
11QCW-208	.733	MTO	187
11QCW-240	.733	MTO	187
11QDI-120	.675	MTO	191
11QDI-120D	.734	MTO	191
11QDI-120T	.805	MTO	191
11QDI-120TD	.866	MTO	191
11QDI-240	.675	MTO	191
11QDI-240D	.734	MTO	191
11QFW-120	.658	MTS	187
11QFW-208	.658	MTO	187
11QFW-240	.658	MTO	187
11QP	.95	MTO	191
1220CWD-120	.705	MTS	187
1220CWD-208	.705	MTO	187
1220CWD-240	.705	MTO	187
1220FW2-120	.1223	MTO	187
1220FW2-208	.1223	MTO	187
1220FW2-240	.1223	MTO	187
1220FWD-120	.536	MTS	187
1220FWD-208	.536	MTO	187
1220FWD-240	.536	MTO	187
1220FWE-120	.533	MTS	187
1220FWE-208	.533	MTO	187
1220FWE-240	.533	MTO	187
1290PP	.2589	MTO	254
1290WDW	.3376	MTO	254
1292	.2607	MTO	254
1424BL	.55	MTS	44,66
1424C	.55	MTS	9,44,66
1424E	.64	MTS	9
1424R	.55	MTS	44,66
1424S	.209	MTO	9
1424V	.51	MTS	9
1424VG	.51	MTS	9
1424W	.55	MTO	44,66
1424Z	.48	MTS	9
1430BL	.58	MTO	44,66
1430C	.58	MTS	9,44,66
1430E	.67	MTS	9
1430R	.58	MTO	44,66
1430S	.212	MTO	9
1430V	.56	MTS	9
1430VG	.56	MTS	9
1430W	.58	MTO	44,66
1430Z	.51	MTS	9
1436BL	.60	MTS	44,66
1436C	.60	MTS	9,36, 44,66
1436E	.70	MTS	9,36
1436R	.60	MTO	44,66
1436S	.214	MTS	9,36
1436V	.62	MTS	9
1436VG	.62	MTS	9
1436W	.60	MTO	44,66
1436Z	.54	MTS	9
1442BL	.69	MTO	44,66
1442C	.69	MTS	9,44,66
1442E	.80	MTS	9
1442R	.69	MTO	44,66
1442S	.261	MTS	9
1442V	.72	MTS	9
1442VG	.72	MTS	9
1442W	.69	MTO	44,66
1442Z	.60	MTS	9
1448BL	.71	MTS	44,66
1448C	.71	MTS	9,36, 44,66
1448E	.85	MTS	9,36
1448R	.71	MTO	44,66
1448S	.262	MTS	9,36
1448V	.74	MTS	9
1448VG	.74	MTS	9
1448W	.71	MTO	44,66
1448Z	.64	MTS	9
1454C	.75	MTS	9
1454E	.88	MTS	9
1454S	.326	MTO	9
1454V	.77	MTS	9
1454VG	.77	MTS	9
1454Z	.70	MTS	9
1460BL	.80	MTS	44,66
1460C	.80	MTS	9,36, 44,66
1460E	.93	MTS	9,36
1460R	.80	MTO	44,66
1460S	.335	MTS	9,36
1460V	.88	MTS	9
1460VG	.88	MTS	9
1460W	.80	MTO	44,66
1460Z	.75	MTS	9
1472BL	.93	MTS	44,66
1472C	.93	MTS	9,44,66
1472E	.107	MTS	9
1472R	.93	MTO	44,66
1472S	.378	MTS	9
1472V	.96	MTS	9
1472VG	.96	MTS	9
1472W	.93	MTO	44,66
1472Z	.87	MTS	9
18-LM	.29	MTO	55
18-SM	.34	MTO	55
1818-1-16/3	.965	MTO	134
1818-1-16/4	.827	MTS	134
1824-1-16/3	.1009	MTO	134
1824-1-16/4	.833	MTO	134
1824BL	.60	MTS	44,66
1824C	.60	MTS	9,44,66
1824E	.74	MTS	9
1824R	.60	MTO	44,66
1824S	.259	MTS	9
1824V	.59	MTS	9
1824VG	.59	MTS	9
1824W	.60	MTO	44,66
1824Z	.59	MTS	9
1830BL	.63	MTO	44,66
1830C	.63	MTS	9,44,66
1830E	.76	MTS	9
1830R	.63	MTO	44,66
1830S	.261	MTS	9
1830V	.68	MTS	9
1830VG	.68	MTS	9
1830W	.63	MTO	44,66
1830Z	.61	MTS	9
1836-2-16/3	.1364	MTO	134
1836-2-16/4	.1116	MTS	134
1836-3-16/3	.1564	MTO	135
1836-3-16/4	.1286	MTS	135
1836BL	.65	MTS	44,66
1836C	.65	MTS	9,28, 44,66
1836C63	.390	MTO	16
1836C63-5	.469	MTO	16
1836C74	.397	MTO	16
1836C74-5	.488	MTO	16
1836E	.79	MTS	9
1836E63	.473	MTO	16
1836E63-5	.564	MTO	16
1836E74	.475	MTO	16
1836E74-5	.592	MTO	16
1836R	.65	MTO	44,66
1836S	.264	MTS	9
1836V	.73	MTS	9
1836V63	.420	MTO	16
1836V63-5	.504	MTO	16
1836V74	.428	MTO	16
1836V74-5	.525	MTO	16
1836VG	.73	MTS	9
1836VG63	.420	MTO	16
1836VG63-5	.504	MTO	16
1836VG74	.428	MTO	16
1836VG74-5	.525	MTO	16
1836W	.65	MTS	44,66
1836Z	.64	MTS	9
1836Z63	.366	MTO	16
1836Z63-5	.441	MTO	16
1836Z74	.373	MTO	16
1836Z74-5	.442	MTO	16
1842BL	.75	MTS	44,66
1842C	.75	MTS	9,44,66
1842E	.93	MTS	9
1842R	.75	MTO	44,66
1842S	.312	MTS	9
1842V	.81	MTS	9
1842VG	.81	MTS	9
1842W	.75	MTO	44,66
1842Z	.71	MTS	9
1848-2-16/3	.1470	MTO	134
1848-2-16/4	.1169	MTO	134
1848-3-16/3	.1661	MTO	135
1848-3-16/4	.1340	MTO	135
1848BL	.77	MTS	44,66
1848C	.77	MTS	9,28, 44,66
1848C63	.443	MTO	16
1848C63-5	.536	MTO	16
1848C74	.460	MTO	16
1848C74-5	.561	MTO	16
1848E	.96	MTS	9
1848E63	.542	MTO	16
1848E63-5	.661	MTO	16
1848E74	.561	MTO	16
1848E74-5	.687	MTO	16
1848R	.77	MTO	44,66
1848S	.315	MTS	9
1848V	.88	MTS	9
1848V63	.476	MTO	16
1848V63-5	.576	MTO	16
1848V74	.495	MTO	16
1848V74-5	.604	MTO	16
1848VG	.88	MTS	9
1848VG63	.476	MTO	16
1848VG63-5	.576	MTO	16
1848VG74	.495	MTO	16
1848VG74-5	.604	MTO	16
1848W	.77	MTO	44,66
1848Z	.74	MTS	9
1848Z63	.413	MTO	16
1848Z63-5	.504	MTO	16
1848Z74	.431	MTO	16
1848Z74-5	.521	MTO	16
1854-3-16/3	.1813	MTO	135
1854-3-16/4	.1523	MTS	135
1854BL	.88	MTO	44,66
1854C	.88	MTS	9,44,66
1854E	.110	MTS	9
1854R	.88	MTO	44,66
1854S	.397	MTS	9
1854V	.96	MTS	9
1854VG	.96	MTS	9
1854W	.88	MTO	44,66
1854Z	.85	MTS	9
1860BL	.91	MTS	44,66
1860C	.91	MTS	9,28, 44,66
1860C63	.502	MTO	16
1860C63-5	.615	MTO	16
1860C74	.513	MTO	16
1860C74-5	.637	MTO	16
1860E	.113	MTS	9
1860E63	.621	MTO	16
1860E63-5	.761	MTO	16
1860E74	.659	MTO	16
1860E74-5	.789	MTO	16
1860R	.91	MTO	44,66
1860S	.402	MTS	9
1860V	.102	MTS	9
1860V63	.540	MTO	16
1860V63-5	.663	MTO	16
1860V74	.554	MTO	16
1860V74-5	.686	MTO	16
1860VG	.102	MTS	9
1860VG63	.540	MTO	16
1860VG63-5	.663	MTO	16

100 Industrial Boulevard, Clayton, DE 19938-8903 U.S.A.
Phone: 800-441-8440 or 302-653-3000. Fax: 302-653-2065
http://www.eaglegrp.com

EAGLE GROUP
Profit from the Eagle Advantage®

Part List Number	Price	MTO/ MTS	Page No.
1860VG74	.554	MTO	16
1860VG74-5	.686	MTO	16
1860W	.91	MTO	44,66
1860Z	.87	MTS	9
1860Z63	.487	MTO	16
1860Z63-5	.552	MTO	16
1860Z74	.478	MTO	16
1860Z74-5	.561	MTO	16
1872-4-16/3	.2184	MTO	135
1872-4-16/4	.1753	MTO	135
1872BL	.108	MTS	44,66
1872C	.108	MTS	9,44,66
1872E	.130	MTS	9
1872R	.108	MTO	44,66
1872S	.477	MTS	9
1872V	.123	MTS	9
1872VG	.123	MTS	9
1872W	.108	MTO	44,66
1872Z	.102	MTS	9
18x18 RRDEDB	.232	MTS	141
18x18 RRDEDB-16/3	.389	MTO	141
18x24 RRDEDB	.246	MTS	141
18x24 RRDEDB-16/3	.409	MTO	141
18x30 RRDEDB	.419	MTO	141
18x30 RRDEDB-16/3	.457	MTO	141
2118-1-16/3	.990	MTO	134
2118-1-16/4	.824	MTS	134
2124-1-16/3	.1037	MTO	134
2124-1-16/4	.852	MTS	134
2124-1-18-16/3	.2237	MTO	134
2124-1-18-16/4	.1834	MTO	134
2124BL	.71	MTO	44,66
2124C	.71	MTS	9,44,66
2124E	.85	MTS	9
2124R	.71	MTO	44,66
2124S	.298	MTO	9
2124V	.67	MTS	9
2124VG	.67	MTS	9
2124W	.71	MTO	44,66
2124Z	.65	MTS	9
2130BL	.74	MTO	44,66
2130C	.74	MTS	9,44,66
2130E	.87	MTS	9
2130R	.74	MTO	44,66
2130S	.301	MTO	9
2130V	.75	MTS	9
2130VG	.75	MTS	9
2130W	.74	MTO	44,66
2130Z	.67	MTS	9
2136-1-16/3	.1152	MTO	134
2136-1-16/4	.918	MTO	134
2136-2-16/3	.1404	MTO	134
2136-2-16/4	.1142	MTS	134
2136-2-18-16/3	.2754	MTO	134
2136-2-18-16/4	.2262	MTO	134
2136-3-16/3	.1614	MTO	135
2136-3-16/4	.1319	MTS	135
2136-3-18-16/3	.3126	MTO	135
2136-3-18-16/4	.2386	MTO	135
2136BL	.76	MTS	44,66
2136C	.76	MTS	9,44,66
2136E	.89	MTS	9
2136R	.76	MTO	44,66
2136S	.303	MTS	9
2136V	.85	MTS	9
2136VG	.85	MTS	9
2136W	.76	MTO	44,66
2136Z	.70	MTS	9
2142BL	.86	MTO	44,66
2142C	.86	MTS	9,44,66
2142E	.102	MTS	9
2142R	.86	MTO	44,66
2142S	.350	MTS	9
2142V	.91	MTS	9
2142VG	.91	MTS	9
2142W	.86	MTO	44,66
2142Z	.77	MTS	9
2148-2-16/3	.1483	MTO	134
2148-2-16/4	.1154	MTO	134
2148-3-16/3	.1714	MTO	135
2148-3-16/4	.1376	MTS	135
2148-3-18-16/3	.2733	MTO	135
2148-3-18-16/4	.2311	MTO	135
2148BL	.88	MTS	44,66
2148C	.88	MTS	9,44,66
2148E	.104	MTS	9
2148R	.88	MTO	44,66
2148S	.352	MTS	9
2148V	.96	MTS	9
2148VG	.96	MTS	9
2148W	.88	MTO	44,66
2148Z	.80	MTS	9
2154-3-16/3	.1862	MTO	135
2154-3-16/4	.1529	MTS	135
2154-3-18-16/3	.2943	MTO	135
2154-3-18-16/4	.2608	MTO	135
2154BL	.101	MTO	44,66
2154C	.101	MTS	9,44,66
2154E	.121	MTS	9
2154R	.101	MTO	44,66
2154S	.464	MTO	9
2154V	.108	MTS	9
2154VG	.108	MTS	9
2154W	.101	MTO	44,66
2154Z	.96	MTS	9
2160-3-16/3	.1935	MTO	135
2160-3-16/4	.1581	MTO	135
2160BL	.103	MTO	44,66
2160C	.103	MTS	9,44,66
2160E	.124	MTS	9
2160R	.103	MTO	44,66
2160S	.467	MTS	9
2160V	.116	MTS	9
2160VG	.116	MTS	9
2160W	.103	MTO	44,66
2160Z	.98	MTS	9
2172-4-16/3	.2218	MTO	135
2172-4-16/4	.1834	MTO	135
2172-4-18-16/3	.3374	MTO	135
2172-4-18-16/4	.2892	MTO	135
2172BL	.125	MTO	44,66
2172C	.125	MTS	9,44,66
2172E	.152	MTS	9
2172R	.125	MTO	44,66
2172S	.553	MTS	9
2172V	.136	MTS	9
2172VG	.136	MTS	9
2172W	.125	MTO	44,66
2172Z	.119	MTS	9
21x18 RRDEDB	.232	MTS	141
21x18 RRDEDB-16/3	.389	MTO	141
21x24 RRDEDB	.245	MTS	141
21x24 RRDEDB-16/3	.409	MTO	141
21x30 RRDEDB	.468	MTO	141
21x30 RRDEDB-16/3	.492	MTO	141
23-LM	.29	MTO	55
23-SM	.34	MTO	55
24108GADJUS	.229	MTO	103
24120GADJUS	.246	MTO	103
24132GADJUS	.275	MTO	103
24144GADJUS	.304	MTO	103
2424-1-16/3	.1089	MTO	134
2424-1-16/4	.887	MTS	134
2424-1-24-16/3	.2312	MTO	134
2424-1-24-16/4	.1974	MTO	134
2424BL	.75	MTO	44,66
2424C	.75	MTS	9,44,66
2424E	.92	MTS	9
2424GADJUS	.155	MTO	103
2424R	.75	MTO	44,66
2424S	.323	MTS	9
2424SADJUS-18/3	.380	MTO	103
2424SADJUS-18/4	.346	MTO	103
2424V	.76	MTS	9
2424VG	.76	MTS	9
2424W	.75	MTO	44,66
2424Z	.70	MTS	9
2430BL	.77	MTO	44,66
2430C	.77	MTS	9,44,66
2430E	.94	MTS	9
2430GADJUS	.184	MTO	103
2430R	.77	MTO	44,66
2430S	.325	MTS	9
2430SADJUS-18/3	.415	MTO	103
2430SADJUS-18/4	.379	MTO	103
2430V	.85	MTS	9
2430VG	.85	MTS	9
2430W	.77	MTO	44,66
2430Z	.72	MTS	9
2436-1-16/3	.1207	MTO	134
2436-1-16/4	.944	MTO	134
2436BL	.80	MTS	44,66
2436C	.80	MTS	9,36, 44,66
2436C63	.455	MTO	16
2436C63-5	.555	MTO	16
2436C74	.463	MTO	16
2436C74-5	.575	MTO	16
2436E	.97	MTS	9,36
2436E63	.547	MTO	16
2436E63-5	.669	MTO	16
2436E74	.560	MTO	16
2436E74-5	.695	MTO	16
2436GADJUS	.188	MTO	103
2436R	.80	MTS	44,66
2436S	.329	MTS	9,36
2436SADJUS-18/3	.436	MTO	103
2436SADJUS-18/4	.399	MTO	103
2436V	.89	MTS	9
2436V63	.490	MTO	16
2436V63-5	.595	MTO	16
2436V74	.498	MTO	16
2436V74-5	.620	MTO	16
2436VG	.89	MTS	9
2436VG63	.490	MTO	16
2436VG63-5	.595	MTO	16
2436VG74	.498	MTO	16
2436VG74-5	.620	MTO	16
2436W	.80	MTO	44,66
2436Z	.75	MTS	9
2436Z63	.419	MTO	16
2436Z63-5	.513	MTO	16
2436Z74	.432	MTO	16
2436Z74-5	.530	MTO	16
2442BL	.94	MTO	44,66
2442C	.94	MTS	9,44,66
2442E	.115	MTS	9
2442R	.94	MTO	44,66
2442S	.393	MTS	9
2442V	.99	MTS	9
2442VG	.99	MTS	9
2442W	.94	MTO	44,66
2442Z	.87	MTS	9
2448-2-16/3	.1576	MTO	134
2448-2-16/4	.1266	MTS	134
2448-2-24-16/3	.2828	MTO	134
2448-2-24-16/4	.2355	MTO	134
2448-3-16/3	.1793	MTO	135
2448-3-16/4	.1446	MTO	135
2448BL	.97	MTS	44,66
2448C	.97	MTS	9,36, 44,66
2448C63	.525	MTO	16
2448C63-5	.649	MTO	16
2448C74	.538	MTO	16
2448C74-5	.668	MTO	16
2448E	.119	MTS	9,36
2448E63	.646	MTO	16
2448E63-5	.727	MTO	16
2448E74	.670	MTO	16
2448E74-5	.822	MTO	16
2448GADJUS	.197	MTO	103
2448R	.97	MTO	44,66
2448S	.396	MTS	9,36

Part List Number	Price	MTO/ MTS	Page No.
2448SADJUS-18/3	.479	MTO	103
2448SADJUS-18/4	.438	MTO	103
2448V	.109	MTS	9
2448V63	.564	MTO	16
2448V63-5	.698	MTO	16
2448V74	.578	MTO	16
2448V74-5	.719	MTO	16
2448VG	.109	MTS	9
2448VG63	.564	MTO	16
2448VG63-5	.698	MTO	16
2448VG74	.578	MTO	16
2448VG74-5	.719	MTO	16
2448W	.97	MTO	44,66
2448Z	.89	MTS	9
2448Z63	.479	MTO	16
2448Z63-5	.594	MTO	16
2448Z74	.502	MTO	16
2448Z74-5	.612	MTO	16
2454BL	.112	MTO	44,66
2454C	.112	MTS	9,44,66
2454E	.137	MTS	9
2454R	.112	MTO	44,66
2454S	.484	MTS	9
2454V	.122	MTS	9
2454VG	.122	MTS	9
2454W	.112	MTO	44,66
2454Z	.107	MTS	9
2460-2-16/3	.1809	MTO	134
2460-2-16/4	.1569	MTO	134
2460-3-16/3	.2011	MTO	135
2460-3-16/4	.1672	MTO	135
2460BL	.114	MTS	44,66
2460C	.114	MTS	9,36, 44,66
2460C63	.608	MTO	16
2460C63-5	.736	MTO	16
2460C74	.625	MTO	16
2460C74-5	.755	MTO	16
2460E	.140	MTS	9,36
2460E63	.735	MTO	16
2460E63-5	.898	MTO	16
2460E74	.755	MTO	16
2460E74-5	.924	MTO	16
2460GADJUS	.202	MTO	103
2460R	.114	MTO	44,66
2460S	.487	MTS	9,36
2460SADJUS-18/3	.538	MTO	103
2460SADJUS-18/4	.493	MTO	103
2460V	.130	MTS	9
2460V63	.655	MTO	16
2460V63-5	.793	MTO	16
2460V74	.671	MTO	16
2460V74-5	.811	MTO	16
2460VG	.130	MTS	9
2460VG63	.655	MTO	16
2460VG63-5	.793	MTO	16
2460VG74	.671	MTO	16
2460VG74-5	.811	MTO	16
2460W	.114	MTO	44,66
2460Z	.109	MTS	9
2460Z63	.563	MTO	16
2460Z63-5	.694	MTO	16
2460Z74	.584	MTO	16
2460Z74-5	.712	MTO	16
2472-3-16/3	.2128	MTO	135
2472-3-16/4	.1712	MTS	135
2472-3-24-16/3	.3582	MTO	135
2472-3-24-16/4	.2813	MTO	135
2472-4-16/3	.2321	MTO	135
2472-4-16/4	.1886	MTO	135
2472BL	.136	MTS	44,66
2472C	.136	MTS	9,44,66
2472E	.164	MTS	9
2472GADJUS	.205	MTO	103
2472R	.136	MTO	44,66
2472S	.608	MTS	9
2472SADJUS-18/3	.605	MTO	103
2472SADJUS-18/4	.552	MTO	103
2472V	.154	MTS	9
2472VG	.154	MTS	9
2472W	.136	MTO	44,66
2472Z	.126	MTS	9
2484GADJUS	.207	MTO	103
2484SADJUS-18/3	.672	MTO	103
2484SADJUS-18/4	.616	MTO	103
2496GADJUS	.220	MTO	103
2496SADJUS-18/3	.726	MTO	103
2496SADJUS-18/4	.663	MTO	103
24x18 RRDEDB	.239	MTS	141
24x18 RRDEDB-16/3	.384	MTO	141
24x24 RRDEDB	.259	MTS	141
24x24 RRDEDB-16/3	.422	MTO	141
24x30 RRDEDB	.459	MTO	141
24x30 RRDEDB-16/3	.484	MTO	141
2B2136C	.327	MTO	40
2B2148C	.382	MTO	40
300287	.18	MTO	124,137, 145,267
300293	.2	MTO	144,164, 232,266,268
300315	.28	MTO	144
300325	.129	MTO	207,268
300489	.116	MTO	137
300490	.152	MTO	206,268
300491	.34	MTO	207,268
300600	.165	MTO	137
300602	.27	MTO	124
300604	.326	MTO	124
300670	.355	MTO	268
300691	.89	MTO	230
300692	.16	MTO	144,232, 266,267
300696	.23	MTO	96,161
300698	.91	MTO	266
300699	.86	MTO	266
300708	.16	MTO	206
300712	.80	MTO	268
300713	.54	MTO	207,268
300716	.198	MTO	143,266
300718	.978	MTO	144,231, 267
300719	.981	MTO	144,267
300720	.202	MTO	233,267
300721	.202	MTO	145,233, 267
300722	.416	MTO	145,267
300765	.66	MTO	233
300789	.79	MTO	124,145, 207,267
300791	.14	MTO	124,145, 267
300804	.201	MTO	143,266
300805	.63	MTO	207,268
300819	.54	MTO	207,268
300886	.11	MTO	124,207
300887	.22	MTO	207
300889	.3	MTO	207
300966	.5	MTO	124,207
301001	.474	MTO	143
301002	.479	MTO	143
301003	.532	MTO	143
301004	.442	MTO	143
301005	.271	MTO	143
301036	.9	MTO	51,232, 266
30108GADJUS	.261	MTO	103
301124	.247	MTO	231
301189	.260	MTO	144,231, 267
301190	.66	MTO	144,231, 267
30120GADJUS	.278	MTO	103
301248	.143	MTO	123
30132GADJUS	.299	MTO	103
30144GADJUS	.331	MTO	103
301628	.34	MTO	186
301630	.397	MTO	231
301669	.69	MTO	165,186, 193
301757	.65	MTO	186
301759	.76	MTO	186
301791	.27	MTO	165,193
301792	.26	MTO	165,193
302004	.160	MTO	123,139
302027	.188	MTO	153,155, 156,164
3024GADJUS	.161	MTO	103
3024SADJUS-18/3	.440	MTO	103
3024SADJUS-18/4	.404	MTO	103
3030C	.104	MTO	9
3030E	.126	MTO	9
3030GADJUS	.197	MTO	103
3030S	.398	MTO	9
3030SADJUS-18/3	.475	MTO	103
3030SADJUS-18/4	.433	MTO	103
3030V	.124	MTO	9
3030VG	.124	MTO	9
3030Z	.90	MTO	9
303365	.152	MTO	206,268
303560	.426	MTO	139
303561	.481	MTO	139
303562	.479	MTO	139
3036C	.106	MTS	9,36
3036E	.128	MTS	9,36
3036GADJUS	.199	MTO	103
3036S	.422	MTS	9,36
3036SADJUS-18/3	.501	MTO	103
3036SADJUS-18/4	.459	MTO	103
3036V	.126	MTO	9
3036VG	.126	MTO	9
3036Z	.92	MTS	9
303775	.84	MTO	165,193
303974	.21	MTO	165
303975	.86	MTO	123,206
303987	.145	MTO	123
304018	.17	MTO	165,193
304019	.37	MTO	165,193
304020	.66	MTO	165,193
304021	.98	MTO	165,193
304049	.37	MTO	165,193
304050	.41	MTO	165,193
304051	.51	MTO	165,193
304052	.34	MTO	165,193
304053	.44	MTO	165,193
304054	.31	MTO	165,193
304055	.38	MTO	165,193
304056	.68	MTO	165,193
304057	.37	MTO	165,193
304058	.27	MTO	165,193
304059	.34	MTO	165,193
304060	.104	MTO	165,193
304141	.101	MTO	153,155, 156,164
304146	.87	MTO	143
3048C	.124	MTS	9,36
3048E	.149	MTS	9,36
3048GADJUS	.202	MTO	103
3048S	.492	MTS	9,36
3048SADJUS-18/3	.548	MTO	103
3048SADJUS-18/4	.500	MTO	103
3048V	.141	MTO	9
3048VG	.141	MTO	9
3048Z	.112	MTS	9
305123	.41	MTO	165,188
305124	.52	MTO	165,188
305169	.287	MTO	158
305170	.353	MTO	158
305171	.463	MTO	158
305172	.504	MTO	158
305193	.51	MTO	165,188
305196	.58	MTO	165,188
305197	.39	MTO	165,188
305198	.42	MTO	165,188
305259	.463	MTO	158

100 Industrial Boulevard, Clayton, DE 19938-8903 U.S.A.
Phone: 800-441-8440 or 302-653-3000. Fax: 302-653-2065
http://www.eaglegrp.com

EAGLE GROUP
Profit from the Eagle Advantage®

Part List Number	Price	MTO/ MTS	Page No.
305300	.51	MTO	165
305313	.526	MTO	158
305314	.688	MTO	158
305315	.474	MTO	158
305316	.868	MTO	158
305428	.176	MTO	144,233, 267
3060C	.167	MTS	9,36
3060E	.172	MTS	9,36
3060GADJUS	.207	MTO	103
3060S	.565	MTO	9,36
3060SADJUS-18/3	.627	MTO	103
3060SADJUS-18/4	.572	MTO	103
3060V	.193	MTO	9
3060VG	.193	MTO	9
3060Z	.148	MTS	9
306134	.468	MTO	123
306495	.301	MTO	123
307105	.426	MTS	109
307106	.476	MTS	109
307107	.529	MTS	109
307108	.581	MTS	109
307109	.682	MTO	109
307110	.780	MTO	109
307120	.91	MTO	123
3072C	.191	MTS	9
3072E	.208	MTS	9
3072GADJUS	.220	MTO	103
3072S	.663	MTO	9
3072SADJUS-18/3	.699	MTO	103
3072SADJUS-18/4	.639	MTO	103
3072V	.198	MTO	9
3072VG	.198	MTO	9
3072Z	.174	MTS	9
307543	.76	MTO	188
307546	.76	MTO	188
3084GADJUS	.227	MTO	103
3084SADJUS-18/3	.774	MTO	103
3084SADJUS-18/4	.709	MTO	103
309197	.31	MTO	188
3096GADJUS	.229	MTO	103
3096SADJUS-18/3	.861	MTO	103
3096SADJUS-18/4	.787	MTO	103
309781	.365	MTO	188
309796	.61	MTO	145
310-10-3-12	.2605	MTS	137
310-10-3-18	.2671	MTS	137
310-10-3-24	.2722	MTO	137
311772	.162	MTO	233,267
311915	.21	MTO	96
312-12-3-12	.2764	MTS	137
312-14-3-12	.2961	MTS	137
312007	.5	MTO	207
312162	.293	MTO	123
312688	.165	MTO	138
312689	.158	MTO	138
312690	.461	MTO	138
313075	.141	MTO	123,143
313116	.186	MTO	144,267
313204	.143	MTO	144,267
313205	.155	MTO	144,267
313207	.117	MTO	144,267
313293	.526	MTO	143,266
313294	.531	MTO	143,266
313295	.1209	MTO	144,231, 267
313296	.1284	MTO	144,267
313297	.320	MTO	144,231, 267
313299	.534	MTO	206
313302	.515	MTO	206
313303	.382	MTO	139
313304	.524	MTO	143,266
313305	.466	MTO	123
313306	.369	MTO	139
313307	.383	MTO	139
313308	.383	MTO	139
313323	.161	MTO	144,267
313481	.437	MTO	124
313832	.154	MTO	145,233, 267
313834	.180	MTO	145,267
313835	.23	MTO	144,266, 267
313918	.192	MTO	143,266
313919	.202	MTO	143,266
313920	.513	MTO	143,266
313970	.378	MTO	109
314-16-1	.1905	MTS	126
314-16-1-18	.2673	MTO	126
314-16-1-18L	.2558	MTO	126
314-16-1-18R	.2558	MTO	126
314-16-1-24	.2754	MTO	126
314-16-1-24L	.2590	MTS	126
314-16-1-24R	.2590	MTO	126
314-16-2	.2557	MTO	127
314-16-2-18	.3604	MTO	127
314-16-2-18L	.3338	MTO	127
314-16-2-18R	.3338	MTO	127
314-16-2-24	.3665	MTO	127
314-16-2-24L	.3529	MTO	127
314-16-2-24R	.3529	MTO	127
314-16-3	.3199	MTS	128
314-16-3-18	.4399	MTS	128
314-16-3-18L	.4295	MTO	128
314-16-3-18R	.4295	MTO	128
314-16-3-24	.4461	MTS	128
314-16-3-24L	.4323	MTO	128
314-16-3-24R	.4323	MTO	128
314-16-4	.4521	MTO	129
314-16-4-18	.5571	MTO	129
314-16-4-18L	.5375	MTO	129
314-16-4-18R	.5375	MTO	129
314-16-4-24	.5648	MTO	129
314-16-4-24L	.5407	MTO	129
314-16-4-24R	.5407	MTO	129
314-18-1	.2205	MTO	126
314-18-1-18	.3032	MTO	126
314-18-1-18L	.2940	MTO	126
314-18-1-18R	.2940	MTO	126
314-18-1-24	.3058	MTO	126
314-18-1-24L	.2961	MTS	126
314-18-1-24R	.2961	MTS	126
314-18-2	.3066	MTO	127
314-18-2-18	.4130	MTO	127
314-18-2-18L	.4017	MTO	127
314-18-2-18R	.4017	MTO	127
314-18-2-24	.4172	MTS	127
314-18-2-24L	.4039	MTO	127
314-18-2-24R	.4039	MTO	127
314-18-3	.4047	MTO	128
314-18-3-18	.5201	MTS	128
314-18-3-18L	.5079	MTO	128
314-18-3-18R	.5079	MTO	128
314-18-3-24	.5316	MTS	128
314-18-3-24L	.5096	MTO	128
314-18-3-24R	.5096	MTO	128
314-18-4	.5136	MTO	129
314-18-4-18	.6429	MTO	129
314-18-4-18L	.6315	MTO	129
314-18-4-18R	.6315	MTO	129
314-18-4-24	.6500	MTO	129
314-18-4-24L	.6336	MTO	129
314-18-4-24R	.6336	MTO	129
314-22-1	.2217	MTO	126
314-22-1-18	.3127	MTO	126
314-22-1-18L	.3026	MTO	126
314-22-1-18R	.3026	MTO	126
314-22-1-24	.3153	MTO	126
314-22-1-24L	.3047	MTO	126
314-22-1-24R	.3047	MTO	126
314-22-2	.3158	MTO	127
314-22-2-18	.4338	MTO	127
314-22-2-18L	.4212	MTO	127
314-22-2-18R	.4212	MTO	127
314-22-2-24	.4383	MTO	127
314-22-2-24L	.4234	MTO	127
314-22-2-24R	.4234	MTO	127
314-22-3	.4239	MTO	128
314-22-3-18	.5516	MTO	128
314-22-3-18L	.5382	MTO	128
314-22-3-18R	.5382	MTO	128
314-22-3-24	.5648	MTS	128
314-22-3-24L	.5403	MTO	128
314-22-3-24R	.5403	MTO	128
314-24-1	.2368	MTO	126
314-24-1-18	.3413	MTO	126
314-24-1-18L	.3335	MTO	126
314-24-1-18R	.3335	MTO	126
314-24-1-24	.3535	MTO	126
314-24-1-24L	.3385	MTO	126
314-24-1-24R	.3385	MTO	126
314-24-2	.3637	MTS	127
314-24-2-18	.4873	MTO	127
314-24-2-18L	.4679	MTO	127
314-24-2-18R	.4679	MTO	127
314-24-2-24	.4990	MTO	127
314-24-2-24L	.5087	MTO	127
314-24-2-24R	.5087	MTO	127
314-24-3	.4725	MTO	128
314-24-3-18	.5987	MTO	128
314-24-3-18L	.6040	MTO	128
314-24-3-18R	.6040	MTO	128
314-24-3-24	.6471	MTO	128
314-24-3-24L	.6293	MTO	128
314-24-3-24R	.6293	MTO	128
314-24-4	.6200	MTO	129
314-24-4-18	.7801	MTO	129
314-24-4-18L	.7640	MTO	129
314-24-4-18R	.7640	MTO	129
314-24-4-24	.8180	MTO	129
314-24-4-24L	.8014	MTO	129
314-24-4-24R	.8014	MTO	129
316743	.30	MTO	232
317635	.118	MTO	266
317636	.118	MTO	266
318495	.507	MTO	123
318496	.251	MTO	124
319931	.68	MTO	124
319932	.31	MTO	124
321555	.145	MTO	144,267
321557	.184	MTO	144,267
321558	.226	MTO	144,267
321561	.240	MTS	138
324074	.111	MTO	124
326014	.1523	MTO	123
326015	.95	MTO	120, 124,137
326267	.139	MTO	144,267
326268	.140	MTO	144,267
326269	.154	MTO	144,267
326270	.179	MTO	144,267
326271	.181	MTO	144,267
326272	.412	MTO	123
326636	.141	MTO	268
326696	.548	MTO	124
330010	.6	MTO	51
331006	.526	MTO	148
331160	.160	MTO	189
331677	.89	MTO	239,268
332493	.74	MTO	239,268
332494	.130	MTO	239,268
335377	.137	MTO	144,267
336002	.214	MTO	145,267
336320	.5	MTO	139
336976	.643	MTO	148
336992	.562	MTO	148
338469	.197	MTO	156,158
340380	.523	MTO	143,266
340859	.49	MTO	188
340992	.487	MTO	148
341109	.582	MTO	148
341110	.480	MTO	148
341113	.515	MTO	148

Part List Number	Price	MTO/ MTS	Page No.
341117	.409	MTO	148
341123	.446	MTO	148
341169	.321	MTO	148
341189	.214	MTO	145,267
341190	.484	MTO	145,267
341330	.451	MTO	148
342938	.28	MTO	120,124
345934	.611	MTO	148
346175	.174	MTO	144,267
347771	.180	MTO	124
349921	.61	MTO	123
350037	.8	MTO	207
351572	.624	MTO	148
351584	.133	MTO	144,267
351585	.165	MTO	144,233, 267
351738	.437	MTO	124
353985	.711	MTO	163
353986	.755	MTO	163
353987	.856	MTO	163
353988	1075	MTO	163
353996	.342	MTO	164
353997	.376	MTO	164
353998	.432	MTO	164
353999	.567	MTO	164
354066	.639	MTO	164
355196	1126	MTO	163
355994	.326	MTO	124
357068	.24	MTO	262
357071	.28	MTO	262
357074	.24	MTO	262
357077	.28	MTO	262
357080	.24	MTO	262
357083	.28	MTO	262
358114	.34	MTO	101
358115	.36	MTO	101
359032	1348	MTO	268
359100	1027	MTO	177
359101	1345	MTO	177
359102	1349	MTO	177
359103	1613	MTO	177
359104	2192	MTO	177
359105	2564	MTO	177
359106	.748	MTO	177
359107	.797	MTO	177
359108	.832	MTO	177
359109	.852	MTO	177
359110	.966	MTO	177
359111	.987	MTO	177
359112	1023	MTO	177
359113	1198	MTO	177
359114	1317	MTO	177
359115	.907	MTO	177
359116	.956	MTO	177
359117	.972	MTO	177
359118	1023	MTO	177
359119	1134	MTO	177
359120	1146	MTO	177
359121	1162	MTO	177
359122	1402	MTO	177
359123	1540	MTO	177
359124	1673	MTO	177
359125	1766	MTO	177
359126	1797	MTO	177
359127	1916	MTO	177
359128	2055	MTO	177
359129	2135	MTO	177
359130	2241	MTO	177
359131	2479	MTO	177
359132	2738	MTO	177
359134	2005	MTO	176
359135	2005	MTO	176
359136	2005	MTO	176
359137	2005	MTO	176
359139	2005	MTO	176
359752	.192	MTO	124
360332	.46	MTO	186
361673	.63	MTO	188
361993	.69	MTO	184
362647	.127	MTO	148
362648	.106	MTO	148
362649	.127	MTO	148
362650	.106	MTO	148
362651	.166	MTO	148
362652	.137	MTO	148
362653	.209	MTO	148
362654	.167	MTO	148
3636C	.119	MTS	9
3636E	.146	MTS	9
3636S	.471	MTO	9
3636V	.134	MTO	9
3636VG	.134	MTO	9
3636Z	.107	MTS	9
3648C	.139	MTS	9
3648E	.172	MTS	9
3648S	.558	MTO	9
3648V	.173	MTO	9
3648VG	.173	MTO	9
3648Z	.127	MTS	9
3660C	.194	MTS	9
3660E	.205	MTS	9
3660S	.649	MTO	9
3660V	.203	MTO	9
3660VG	.203	MTO	9
3660Z	.173	MTS	9
366456	.90	MTO	174
366457	.41	MTO	174
366458	.69	MTO	174
3672C	.223	MTS	9
3672E	.243	MTS	9
3672S	.771	MTO	9
3672V	.242	MTO	9
3672Z	.204	MTS	9
3672VG	.242	MTO	9
370000	.124	MTO	148
370001	.152	MTO	148
370002	.165	MTO	148
370003	.131	MTO	148
370004	.160	MTO	148
370005	.167	MTO	148
370006	.207	MTO	148
370007	.257	MTO	148
370008	.211	MTO	148
370009	.266	MTO	148
373030	.135	MTO	148
373206	.206	MTO	148
3B2136C	.389	MTO	40
3B2148C	.457	MTO	40
3TF1836-BL	.66	MTO	30,73
3TF1836-C	.66	MTO	30,73
3TF1836-V	.72	MTO	30,73
3TF1836-VG	.72	MTO	30,73
3TF1836-Z	.37	MTO	30,73
3TF1848-BL	.72	MTO	30,73
3TF1848-C	.72	MTO	30,73
3TF1848-V	.77	MTO	30,73
3TF1848-VG	.77	MTO	30,73
3TF1848-Z	.41	MTO	30,73
3TF1860-BL	.80	MTO	30,73
3TF1860-C	.80	MTO	30,73
3TF1860-V	.86	MTO	30,73
3TF1860-VG	.86	MTO	30,73
3TF1860-Z	.44	MTO	30,73
4004	.487	MTO	253
4005	.540	MTO	253
4006	.595	MTO	253
4008	.568	MTO	253
4009	.633	MTO	253
4010	.696	MTO	253
4027	.766	MTO	253
4065	.899	MTO	253
4330	.2341	MTO	253
4331	.1985	MTO	253
4333	.1766	MTO	253
4337	.1843	MTO	254
4338	.2199	MTO	254
4339	.2508	MTO	253
4340	.1981	MTO	253
4635	.2311	MTO	254
4637	.2917	MTO	254
4640	.2706	MTO	254
4642	.3420	MTO	254
411010	.498	MTO	96
411012	.537	MTO	96
411013	.581	MTO	96
411014	.623	MTO	96
411030	.276	MTO	96
411036	.280	MTO	96
411048	.302	MTS	96
411060	.329	MTS	96
411072	.373	MTS	96
411084	.416	MTO	96
411096	.459	MTS	96
411210	.526	MTO	96
411212	.586	MTO	96
411213	.628	MTO	96
411214	.669	MTO	96
411230	.280	MTO	96
411236	.293	MTS	96
411248	.319	MTS	96
411260	.342	MTS	96
411272	.392	MTS	96
411284	.437	MTO	96
411296	.473	MTS	96
412-16-1	.1464	MTS	126
412-16-1-18	.2179	MTS	126
412-16-1-18L	.2055	MTS	126
412-16-1-18R	.2055	MTS	126
412-16-1-24	.2185	MTO	126
412-16-1-24L	.2072	MTO	126
412-16-1-24R	.2072	MTO	126
412-16-2	.2004	MTS	127
412-16-2-18	.2744	MTS	127
412-16-2-18L	.2656	MTS	127
412-16-2-18R	.2656	MTS	127
412-16-2-24	.2786	MTO	127
412-16-2-24L	.2683	MTO	127
412-16-2-24R	.2683	MTO	127
412-16-3	.2540	MTS	128
412-16-3-18	.2779	MTS	128
412-16-3-18L	.2685	MTS	128
412-16-3-18R	.2685	MTS	128
412-16-3-24	.2826	MTS	128
412-16-3-24L	.2712	MTO	128
412-16-3-24R	.2712	MTO	128
414-16-1	.1684	MTS	126
414-16-1-18	.2416	MTO	126
414-16-1-18L	.2308	MTS	126
414-16-1-18R	.2308	MTS	126
414-16-1-24	.2495	MTO	126
414-16-1-24L	.2336	MTS	126
414-16-1-24R	.2336	MTS	126
414-16-2	.2307	MTS	127
414-16-2-18	.3171	MTS	127
414-16-2-18L	.3052	MTS	127
414-16-2-18R	.3052	MTS	127
414-16-2-24	.3229	MTS	127
414-16-2-24L	.3099	MTO	127
414-16-2-24R	.3099	MTO	127
414-16-3	.2796	MTS	128
414-16-3-18	.3633	MTS	128
414-16-3-18L	.3537	MTS	128
414-16-3-18R	.3537	MTS	128
414-16-3-24	.3688	MTS	128
414-16-3-24L	.3563	MTO	128
414-16-3-24R	.3563	MTO	128
414-16-4	.3774	MTO	129
414-16-4-18	.4777	MTS	129
414-16-4-18L	.4588	MTO	129
414-16-4-18R	.4588	MTO	129
414-16-4-24	.4849	MTO	129
414-16-4-24L	.4617	MTO	129
414-16-4-24R	.4617	MTO	129
414-18-1	.1972	MTS	126

100 Industrial Boulevard, Clayton, DE 19938-8903 U.S.A.
Phone: 800-441-8440 or 302-653-3000. Fax: 302-653-2065
http://www.eaglegrp.com

EAGLE GROUP
Profit from the Eagle Advantage®

Part List Number	Price	MTO/ MTS	Page No.
414-18-1-18	.2760	MTO	126
414-18-1-18L	.2673	MTO	126
414-18-1-18R	.2673	MTO	126
414-18-1-24	.2785	MTO	126
414-18-1-24L	.2692	MTO	126
414-18-1-24R	.2692	MTO	126
414-18-2	.2654	MTS	127
414-18-2-18	.3671	MTO	127
414-18-2-18L	.3564	MTO	127
414-18-2-18R	.3564	MTO	127
414-18-2-24	.3712	MTO	127
414-18-2-24L	.3586	MTO	127
414-18-2-24R	.3586	MTO	127
414-18-3	.3455	MTS	128
414-18-3-18	.4558	MTS	128
414-18-3-18L	.4442	MTO	128
414-18-3-18R	.4442	MTO	128
414-18-3-24	.4671	MTS	128
414-18-3-24L	.4460	MTO	128
414-18-3-24R	.4460	MTO	128
414-18-4	.4362	MTO	129
414-18-4-18	.5598	MTO	129
414-18-4-18L	.5509	MTO	129
414-18-4-18R	.5509	MTO	129
414-18-4-24	.5664	MTO	129
414-18-4-24L	.5651	MTO	129
414-18-4-24R	.5651	MTO	129
414-22-1	.2097	MTS	126
414-22-1-18	.3022	MTO	126
414-22-1-18L	.2920	MTO	126
414-22-1-18R	.2920	MTO	126
414-22-1-24	.3048	MTO	126
414-22-1-24L	.2939	MTO	126
414-22-1-24R	.2939	MTO	126
414-22-2	.2897	MTS	127
414-22-2-18	.4093	MTO	127
414-22-2-18L	.3967	MTO	127
414-22-2-18R	.3967	MTO	127
414-22-2-24	.4140	MTS	127
414-22-2-24L	.3989	MTO	127
414-22-2-24R	.3989	MTO	127
414-22-3	.3839	MTS	128
414-22-3-18	.5136	MTS	128
414-22-3-18L	.4999	MTO	128
414-22-3-18R	.4999	MTO	128
414-22-3-24	.5268	MTS	128
414-22-3-24L	.5018	MTO	128
414-22-3-24R	.5018	MTO	128
414-24-1	.2127	MTS	126
414-24-1-18	.3190	MTO	126
414-24-1-18L	.3065	MTO	126
414-24-1-18R	.3065	MTO	126
414-24-1-24	.3239	MTO	126
414-24-1-24L	.3097	MTS	126
414-24-1-24R	.3097	MTS	126
414-24-2	.3201	MTS	127
414-24-2-18	.4448	MTO	127
414-24-2-18L	.4305	MTO	127
414-24-2-18R	.4305	MTO	127
414-24-2-24	.4587	MTS	127
414-24-2-24L	.4399	MTS	127
414-24-2-24R	.4399	MTS	127
414-24-3	.4190	MTS	128
414-24-3-18	.5528	MTS	128
414-24-3-18L	.5524	MTO	128
414-24-3-18R	.5524	MTO	128
414-24-3-24	.5772	MTS	128
414-24-3-24L	.5602	MTS	128
414-24-3-24R	.5602	MTS	128
414-24-4	.5378	MTO	129
414-24-4-18	.6954	MTO	129
414-24-4-18L	.6608	MTO	129
414-24-4-18R	.6608	MTO	129
414-24-4-24	.7270	MTS	129
414-24-4-24L	.7110	MTO	129
414-24-4-24R	.7110	MTO	129
418002	.140	MTS	96
418012	.146	MTS	161
418202	.121	MTS	96
421002	.385	MTS	161
421003	.404	MTS	161
421004	.427	MTS	161
421005	.541	MTS	161
421006	.630	MTO	161
421010	.575	MTO	96
421012	.612	MTO	96
421013	.657	MTO	96
421014	.714	MTO	96
421030	.302	MTO	96
421036	.312	MTO	96
421048	.343	MTS	96
421060	.386	MTS	96
421072	.430	MTS	96
421084	.474	MTO	96
421096	.536	MTO	96
421210	.617	MTO	96
421212	.661	MTO	96
421213	.704	MTO	96
421214	.746	MTO	96
421230	.312	MTO	96
421236	.348	MTO	96
421248	.364	MTS	96
421260	.405	MTS	96
421272	.458	MTS	96
421284	.514	MTO	96
421296	.574	MTO	96
421502	.549	MTO	161
421503	.574	MTS	161
421504	.598	MTS	161
421505	.776	MTS	161
421506	.891	MTO	161
430002	.180	MTS	96
430012	.186	MTS	161
430202	.132	MTS	96
448002	.237	MTS	96
448012	.255	MTS	161
448202	.161	MTS	96
45ICWB-19	.574	MTO	215
45ICWB-24	.705	MTO	215
45OCWB-19	.574	MTO	215
45OCWB-24	.705	MTO	215
4PEK	.77	MTO	21
4TF1836-BL	.55	MTO	30,73
4TF1836-C	.55	MTO	30,73
4TF1836-V	.59	MTO	30,73
4TF1836-VG	.59	MTO	30,73
4TF1836-Z	.51	MTO	30,73
4TF1848-BL	.61	MTO	30,73
4TF1848-C	.61	MTO	30,73
4TF1848-V	.65	MTO	30,73
4TF1848-VG	.65	MTO	30,73
4TF1848-Z	.55	MTO	30,73
4TF1860-BL	.68	MTO	30,73
4TF1860-C	.68	MTO	30,73
4TF1860-V	.74	MTO	30,73
4TF1860-VG	.74	MTO	30,73
4TF1860-Z	.59	MTO	30,73
500772	.244	MTS	104
500778	.90	MTS	206
500779	.114	MTS	206
500780	.147	MTS	206
501045	.207	MTS	206
501571	.345	MTS	104
501572	.628	MTS	104
501585	.388	MTS	164, 187,193
501600	.107	MTS	165,187
501883	.171	MTS	206
501884	.228	MTS	206
501885	.300	MTS	206
501886	.451	MTS	206
501912	.107	MTS	165,187
501913	.107	MTS	165,187
501914	.107	MTS	165,187
501915	.107	MTS	165,187
502941	.212	MTS	104
502942	.315	MTS	104
502943	.603	MTS	104
502946	.651	MTS	104
502947	.620	MTS	104
502948	.251	MTO	105
502949	.300	MTO	105
502950	.365	MTO	105
502956	.176	MTS	206
502957	.376	MTO	206
502971	.1008	MTS	104
502972	.975	MTS	104
502975	.184	MTS	104
502976	.156	MTS	104
503006	.184	MTS	104
503007	.156	MTS	104
503010	.184	MTO	104
503011	.156	MTO	104
605371	.476	MTO	232
605372	.579	MTO	232
605373	.718	MTO	232
605374	.611	MTO	232
605375	.681	MTO	232
605376	.842	MTO	232
605380	.964	MTS	230
605381	.1027	MTS	230
605382	.1122	MTS	230
605383	.2382	MTO	230
606215	.424	MTS	125
606294	.1187	MTO	230
606295	.2182	MTO	230
606296	.764	MTS	230
606297	.854	MTS	230
606298	.922	MTS	230
606299	.975	MTO	230
606300	.841	MTO	230
606301	.940	MTO	230
606302	.1014	MTO	230
606303	.1072	MTO	230
606329	.198	MTO	266
606331	.286	MTO	266
606376	.478	MTO	243
606377	.569	MTO	243
606378	.460	MTO	243
606379	.93	MTO	252
606396	.188	MTS	125
606434	.489	MTS	231
606479	.753	MTO	232
606480	.840	MTO	232
606481	.971	MTO	232
606570	.93	MTO	252
606587	.113	MTO	252
606588	.121	MTO	252
606589	.66	MTO	252
606590	.77	MTO	252
606593	.76	MTO	252
606594	.51	MTO	252
606595	.58	MTO	252
606598	.56	MTO	252
606599	.65	MTO	252
606641	.964	MTS	230
606642	.1027	MTO	230
606643	.1122	MTO	230
606644	.1187	MTO	230
606826	.210	MTO	104
607560	.300	MTO	125
608115	.167	MTO	104
608116	.167	MTO	104
608117	.202	MTO	104
608118	.176	MTO	104
608119	.248	MTO	104
700001	.353	MTO	207
7QDI-120	.648	MTO	191
7QDI-120D	.724	MTO	191
7QDI-120T	.779	MTO	191
7QDI-120TD	.854	MTO	191
7QDI-240	.648	MTO	191
7QDI-240D	.724	MTO	191
7QFW-120	.603	MTS	187

Part List Number	Price	MTO/ MTS	Page No.
7QFW-208	.603	MTO	187
7QFW-240	.603	MTO	187
7QP	.87	MTO	191
810361	.75	MTO	49,72
810362	.75	MTO	49,72
810363	.75	MTO	49,72
810364	.75	MTO	49,72
810365	.75	MTO	49,72
810366	.75	MTO	49,72
810481	.78	MTO	49,72
810482	.78	MTO	49,72
810483	.78	MTO	49,72
810484	.78	MTO	49,72
810485	.78	MTO	49,72
810486	.78	MTO	49,72
812361	.79	MTO	49,72
812362	.79	MTO	49,72
812363	.79	MTO	49,72
812364	.79	MTO	49,72
812365	.79	MTO	49,72
812366	.79	MTO	49,72
812481	.87	MTO	49,72
812482	.87	MTO	49,72
812483	.87	MTO	49,72
812484	.87	MTO	49,72
812485	.87	MTO	49,72
812486	.87	MTO	49,72
814361	.82	MTO	49,72
814362	.82	MTO	49,72
814363	.82	MTO	49,72
814364	.82	MTO	49,72
814365	.82	MTO	49,72
814366	.82	MTO	49,72
814481	.92	MTO	49,72
814482	.92	MTO	49,72
814483	.92	MTO	49,72
814484	.92	MTO	49,72
814485	.92	MTO	49,72
814486	.92	MTO	49,72
816361	.86	MTO	49,72
816362	.86	MTO	49,72
816363	.86	MTO	49,72
816364	.86	MTO	49,72
816365	.86	MTO	49,72
816366	.86	MTO	49,72
816481	.94	MTO	49,72
816482	.94	MTO	49,72
816483	.94	MTO	49,72
816484	.94	MTO	49,72
816485	.94	MTO	49,72
816486	.94	MTO	49,72
818361	.93	MTO	49,72
818362	.93	MTO	49,72
818363	.93	MTO	49,72
818364	.93	MTO	49,72
818365	.93	MTO	49,72
818366	.93	MTO	49,72
818481	.100	MTO	49,72
818482	.100	MTO	49,72
818483	.100	MTO	49,72
818484	.100	MTO	49,72
818485	.100	MTO	49,72
818486	.100	MTO	49,72
820361	.99	MTO	49,72
820362	.99	MTO	49,72
820363	.99	MTO	49,72
820364	.99	MTO	49,72
820365	.99	MTO	49,72
820366	.99	MTO	49,72
820481	.104	MTO	49,72
820482	.104	MTO	49,72
820483	.104	MTO	49,72
820484	.104	MTO	49,72
820485	.104	MTO	49,72
820486	.104	MTO	49,72
90ICWB-19	.900	MTO	215
90ICWB-24	.923	MTO	215
90OCWB-19	.900	MTO	215
90OCWB-24	.923	MTO	215
A1436BL	.67	MTS	14,48, 69,70
A1436C	.67	MTS	14,48, 69,70
A1436R	.67	MTO	14,48, 69,70
A1436W	.67	MTO	14,48, 69,70
A1436Z	.60	MTO	14,48, 69,70
A1448BL	.77	MTO	14,48, 69,70
A1448C	.77	MTS	14,48, 69,70
A1448R	.77	MTO	14,48, 69,70
A1448W	.77	MTO	14,48, 69,70
A1448Z	.69	MTO	14,48, 69,70
A1836BL	.71	MTO	14,48, 69,70
A1836C	.71	MTS	14,48, 69,70
A1836R	.71	MTO	14,48, 69,70
A1836W	.71	MTO	14,48, 69,70
A1836Z	.70	MTO	14,48, 69,70
A1848BL	.85	MTO	14,48, 69,70
A1848C	.85	MTS	14,48, 69,70
A1848R	.85	MTO	14,48, 69,70
A1848W	.85	MTO	14,48, 69,70
A1848Z	.80	MTO	14,48, 69,70
A1860BL	.98	MTO	14,69
A1860C	.98	MTO	14,69
A1860R	.98	MTO	14,69
A1860W	.98	MTO	14,69
A1860Z	.93	MTO	14,69
A200012	.3	MTS	22
A200019	.4	MTO	31
A200868	.3	MTO	21
A201007	.21	MTO	31
A201008	.25	MTO	31
A201009	.26	MTO	31
A201706	.16	MTO	31
A203059	.10	MTO	43
A203078	.24	MTO	22
A203568	.2	MTO	22
A203838	.7	MTO	23
A203841	.4	MTO	23
A203843	.6	MTO	23
A203844	.6	MTO	23
A203845	.5	MTO	23
A203846	.6	MTO	23
A203874	.40	MTO	23
A203877	.8	MTO	38
A203879	.11	MTO	38
A204237	.17	MTO	38
A204331	.3	MTO	21
A204795	.28	MTO	31
A204942	.7	MTO	45,67
A205340	.72	MTO	54
A205341	.81	MTO	54
A205342	.15	MTO	54
A206196	.7	MTO	21
A206197	.8	MTO	21
A206198	.9	MTO	21
A206199	.11	MTO	21
A206200	.14	MTO	21
A206201	.16	MTS	21
A206216	.3	MTO	21
A206217	.7	MTO	21
A206218	.8	MTO	21
A206219	.9	MTO	21
A206220	.10	MTO	21
A206221	.13	MTO	21
A206222	.15	MTO	21
A207016	.38	MTO	43
A207199	.17	MTS	22
A207351	.7	MTO	21
A207562	.29	MTO	31
A208137	.9	MTO	55
A208138	.9	MTO	55
A208139	.9	MTO	55
A208140	.10	MTO	55
A208141	.3	MTO	55
A208143	.6	MTO	55
A208144	.3	MTO	55
A208145	.3	MTO	55
A208505	.64	MTO	23
A208506	.86	MTO	23
A208507	.78	MTO	23
A208508	.75	MTO	23
A208513	.45	MTO	23
A208627	.28	MTO	22
A208746	.3	MTO	21
A208747	.7	MTO	21
A208749	.8	MTO	21
A208750	.9	MTO	21
A208751	.11	MTO	21
A208752	.14	MTO	21
A208891	.10	MTO	14,48, 69,70
A208903	.13	MTO	45,67
A208904	.14	MTO	45,67
A208905	.23	MTO	45,67
A208906	.29	MTO	45,67
A208908	.26	MTS	21
A208909	.14	MTS	21
A210075	.18	MTO	76
A210098	.16	MTO	19,107
A210109	.36	MTO	76
A210115	.84	MTO	76
A211331	.18	MTS	54
A211332	.27	MTS	54
A212494	.15	MTO	21
A213261	.7	MTO	31
A2136BL	.82	MTO	14,48, 69,70
A2136C	.82	MTO	14,48, 69,70
A2136R	.82	MTO	14,48, 69,70
A2136W	.82	MTO	14,48, 69,70
A2136Z	.76	MTO	14,48, 69,70
A214700	.16		21
A2148BL	.94	MTO	14,48, 69,70
A2148C	.94	MTO	14,48, 69,70
A2148R	.94	MTO	14,48, 69,70
A2148W	.94	MTO	14,48, 69,70
A2148Z	.87	MTO	14,48, 69,70
A215051	.27	MTO	55
A215052	.35	MTO	55
A215053	.42	MTO	55
A215054	.46	MTO	55
A215055	.49	MTO	55
A215056	.53	MTO	55
A215057	.61	MTO	55
A215152	.24	MTO	55
A215153	.29	MTO	55
A215154	.35	MTO	55

100 Industrial Boulevard, Clayton, DE 19938-8903 U.S.A.
Phone: 800-441-8440 or 302-653-3000. Fax: 302-653-2065
http://www.eaglegrp.com

EAGLE GROUP
Profit from the Eagle Advantage®

Part List Number	Price	MTO/ MTS	Page No.
A215155	.39	MTO	55
A215156	.41	MTO	55
A215157	.45	MTO	55
A215158	.49	MTO	55
A2160BL	.110	MTO	14,69
A2160C	.110	MTO	14,69
A2160R	.110	MTO	14,69
A2160W	.110	MTO	14,69
A2160Z	.104	MTO	14,69
A216240	.20	MTS	54
A216241	.29	MTS	54
A216242	.16	MTO	55
A216243	.23	MTO	55
A216244	.15	MTO	55
A216245	.20	MTO	55
A216246	.7	MTO	54
A216247	.12	MTO	54
A216649	.14	MTO	24
A216650	.17	MTO	24
A216651	.19	MTO	24
A216652	.23	MTO	24
A217621	.15	MTO	21
A217638	.45	MTO	23
A217759	.5	MTO	23
A217760	.6	MTO	23
A217762	.45	MTO	23
A217764	.5	MTO	23
A217765	.34	MTO	23
A217766	.4	MTO	23
A218017	.10	MTO	43
A219236	.8	MTO	21
A221658	.7	MTO	15
A221660	.8	MTO	15
A221661	.9	MTO	15
A221662	.10	MTO	15
A221663	.11	MTO	15
A221665	.12	MTO	15
A222144	.19	MTO	21
A2436BL	.87	MTO	14,48,69
A2436C	.87	MTS	14,36, 48,69
A2436R	.87	MTO	14,48,69
A2436W	.87	MTO	14,48,69
A2436Z	.81	MTO	14,48,69
A2448BL	.103	MTO	14,48,69
A2448C	.103	MTS	14,36, 48,69
A2448R	.103	MTO	14,48,69
A2448W	.103	MTO	14,48,69
A2448Z	.96	MTO	14,48,69
A2460BL	.123	MTO	14,69
A2460C	.123	MTS	14,36,69
A2460R	.123	MTO	14,69
A2460W	.123	MTO	14,69
A2460Z	.115	MTO	14,69
A4-63-1824C	.310	MTO	11
A4-63-1824E	.374	MTO	11
A4-63-1824S	.1196	MTO	11
A4-63-1824V	.310	MTO	11
A4-63-1824VG	.310	MTO	11
A4-63-1824Z	.306	MTO	11
A4-63-1830C	.322	MTO	11
A4-63-1830E	.382	MTO	11
A4-63-1830S	.1204	MTO	11
A4-63-1830V	.346	MTO	11
A4-63-1830VG	.346	MTO	11
A4-63-1830Z	.314	MTO	11
A4-63-1836C	.330	MTO	11
A4-63-1836E	.394	MTO	11
A4-63-1836S	.1216	MTO	11
A4-63-1836V	.366	MTO	11
A4-63-1836VG	.366	MTO	11
A4-63-1836Z	.326	MTO	11
A4-63-1842C	.370	MTO	11
A4-63-1842E	.450	MTO	11
A4-63-1842S	.1408	MTO	11
A4-63-1842V	.398	MTO	11
A4-63-1842VG	.398	MTO	11
A4-63-1842Z	.354	MTO	11
A4-63-1848C	.378	MTO	11
A4-63-1848E	.462	MTO	11
A4-63-1848S	.1420	MTO	11
A4-63-1848V	.426	MTO	11
A4-63-1848VG	.426	MTO	11
A4-63-1848Z	.366	MTO	11
A4-63-1860C	.434	MTO	11
A4-63-1860E	.530	MTO	11
A4-63-1860S	.1768	MTO	11
A4-63-1860V	.482	MTO	11
A4-63-1860VG	.482	MTO	11
A4-63-1860Z	.418	MTO	11
A4-63-1872C	.502	MTO	11
A4-63-1872E	.598	MTO	11
A4-63-1872S	.2068	MTO	11
A4-63-1872V	.566	MTO	11
A4-63-1872VG	.566	MTO	11
A4-63-1872Z	.478	MTO	11
A4-63-2124C	.354	MTO	11
A4-63-2124E	.418	MTO	11
A4-63-2124S	.1352	MTO	11
A4-63-2124V	.342	MTO	11
A4-63-2124VG	.342	MTO	11
A4-63-2124Z	.330	MTO	11
A4-63-2130C	.366	MTO	11
A4-63-2130E	.426	MTO	11
A4-63-2130S	.1364	MTO	11
A4-63-2130V	.374	MTO	11
A4-63-2130VG	.374	MTO	11
A4-63-2130Z	.338	MTO	11
A4-63-2136C	.374	MTO	11
A4-63-2136E	.434	MTO	11
A4-63-2136S	.1372	MTO	11
A4-63-2136V	.414	MTO	11
A4-63-2136VG	.414	MTO	11
A4-63-2136Z	.350	MTO	11
A4-63-2142C	.414	MTO	11
A4-63-2142E	.486	MTO	11
A4-63-2142S	.1560	MTO	11
A4-63-2142V	.438	MTO	11
A4-63-2142VG	.438	MTO	11
A4-63-2142Z	.378	MTO	11
A4-63-2148C	.422	MTO	11
A4-63-2148E	.494	MTO	11
A4-63-2148S	.1568	MTO	11
A4-63-2148V	.458	MTO	11
A4-63-2148VG	.458	MTO	11
A4-63-2148Z	.390	MTO	11
A4-63-2160C	.482	MTO	11
A4-63-2160E	.574	MTO	11
A4-63-2160S	.2028	MTO	11
A4-63-2160V	.538	MTO	11
A4-63-2160VG	.538	MTO	11
A4-63-2160Z	.462	MTO	11
A4-63-2172C	.570	MTO	11
A4-63-2172E	.686	MTO	11
A4-63-2172S	.2372	MTO	11
A4-63-2172V	.618	MTO	11
A4-63-2172VG	.618	MTO	11
A4-63-2172Z	.546	MTO	11
A4-63-2424C	.370	MTO	11
A4-63-2424E	.446	MTO	11
A4-63-2424S	.1452	MTO	11
A4-63-2424V	.378	MTO	11
A4-63-2424VG	.378	MTO	11
A4-63-2424Z	.350	MTO	11
A4-63-2430C	.378	MTO	11
A4-63-2430E	.454	MTO	11
A4-63-2430S	.1460	MTO	11
A4-63-2430V	.414	MTO	11
A4-63-2430VG	.414	MTO	11
A4-63-2430Z	.358	MTO	11
A4-63-2436C	.390	MTO	11
A4-63-2436E	.466	MTO	11
A4-63-2436S	.1476	MTO	11
A4-63-2436V	.430	MTO	11
A4-63-2436VG	.430	MTO	11
A4-63-2436Z	.370	MTO	11
A4-63-2442C	.446	MTO	11
A4-63-2442E	.538	MTO	11
A4-63-2442S	.1732	MTO	11
A4-63-2442V	.470	MTO	11
A4-63-2442VG	.470	MTO	11
A4-63-2442Z	.418	MTO	11
A4-63-2448C	.458	MTO	11
A4-63-2448E	.554	MTO	11
A4-63-2448S	.1744	MTO	11
A4-63-2448V	.510	MTO	11
A4-63-2448VG	.510	MTO	11
A4-63-2448Z	.426	MTO	11
A4-63-2460C	.526	MTO	11
A4-63-2460E	.638	MTO	11
A4-63-2460S	.2108	MTO	11
A4-63-2460V	.594	MTO	11
A4-63-2460VG	.594	MTO	11
A4-63-2460Z	.506	MTO	11
A4-63-2472C	.614	MTO	11
A4-63-2472E	.734	MTO	11
A4-63-2472S	.2592	MTO	11
A4-63-2472V	.690	MTO	11
A4-63-2472VG	.690	MTO	11
A4-63-2472Z	.574	MTO	11
A4-63S-L1824PM	.488	MTO	53
A4-63S-L1830PM	.512	MTO	53
A4-63S-L1836PM	.556	MTO	53
A4-63S-L1842PM	.584	MTO	53
A4-63S-L1848PM	.612	MTO	53
A4-63S-L1854PM	.668	MTO	53
A4-63S-L1860PM	.680	MTO	53
A4-63S-L2324PM	.572	MTO	53
A4-63S-L2330PM	.584	MTO	53
A4-63S-L2336PM	.596	MTO	53
A4-63S-L2342PM	.700	MTO	53
A4-63S-L2348PM	.712	MTO	53
A4-63S-L2354PM	.800	MTO	53
A4-63S-L2360PM	.812	MTO	53
A4-63S-S1824PM	.536	MTO	53
A4-63S-S1830PM	.548	MTO	53
A4-63S-S1836PM	.576	MTO	53
A4-63S-S1842PM	.632	MTO	53
A4-63S-S1848PM	.676	MTO	53
A4-63S-S1854PM	.760	MTO	53
A4-63S-S1860PM	.832	MTO	53
A4-63S-S2324PM	.624	MTO	53
A4-63S-S2330PM	.660	MTO	53
A4-63S-S2336PM	.696	MTO	53
A4-63S-S2342PM	.768	MTO	53
A4-63S-S2348PM	.808	MTO	53
A4-63S-S2354PM	.876	MTO	53
A4-63S-S2360PM	.892	MTO	53
A4-63Z-L1824PM	.442	MTO	53
A4-63Z-L1830PM	.450	MTO	53
A4-63Z-L1836PM	.462	MTO	53
A4-63Z-L1842PM	.522	MTO	53
A4-63Z-L1848PM	.534	MTO	53
A4-63Z-L1854PM	.598	MTO	53
A4-63Z-L1860PM	.610	MTO	53
A4-63Z-L2324PM	.518	MTO	53
A4-63Z-L2330PM	.526	MTO	53
A4-63Z-L2336PM	.538	MTO	53
A4-63Z-L2342PM	.626	MTO	53
A4-63Z-L2348PM	.634	MTO	53
A4-63Z-L2354PM	.718	MTO	53
A4-63Z-L2360PM	.726	MTO	53
A4-63Z-S1824PM	.478	MTO	53
A4-63Z-S1830PM	.490	MTO	53
A4-63Z-S1836PM	.506	MTO	53
A4-63Z-S1842PM	.566	MTO	53
A4-63Z-S1848PM	.578	MTO	53
A4-63Z-S1854PM	.658	MTO	53
A4-63Z-S1860PM	.670	MTO	53
A4-63Z-S2324PM	.562	MTO	53
A4-63Z-S2330PM	.574	MTO	53
A4-63Z-S2336PM	.586	MTO	53
A4-63Z-S2342PM	.690	MTO	53

Alphanumeric Index

Part List Number	Price	MTO/ MTS	Page No.
A4-63Z-S2348PM	.702	MTO	53
A4-63Z-S2354PM	.790	MTO	53
A4-63Z-S2360PM	.802	MTO	53
A4-74-1824C	.316	MTO	11
A4-74-1824E	.378	MTO	11
A4-74-1824S	1214	MTO	11
A4-74-1824V	.314	MTO	11
A4-74-1824VG	.314	MTO	11
A4-74-1824Z	.312	MTO	11
A4-74-1830C	.328	MTO	11
A4-74-1830E	.386	MTO	11
A4-74-1830S	1222	MTO	11
A4-74-1830V	.350	MTO	11
A4-74-1830VG	.350	MTO	11
A4-74-1830Z	.320	MTO	11
A4-74-1836C	.336	MTO	11
A4-74-1836E	.398	MTO	11
A4-74-1836S	1234	MTO	11
A4-74-1836V	.370	MTO	11
A4-74-1836VG	.370	MTO	11
A4-74-1836Z	.332	MTO	11
A4-74-1842C	.376	MTO	11
A4-74-1842E	.454	MTO	11
A4-74-1842S	1426	MTO	11
A4-74-1842V	.402	MTO	11
A4-74-1842VG	.402	MTO	11
A4-74-1842Z	.360	MTO	11
A4-74-1848C	.384	MTO	11
A4-74-1848E	.466	MTO	11
A4-74-1848S	1438	MTO	11
A4-74-1848V	.430	MTO	11
A4-74-1848VG	.430	MTO	11
A4-74-1848Z	.372	MTO	11
A4-74-1860C	.440	MTO	11
A4-74-1860E	.534	MTO	11
A4-74-1860S	1786	MTO	11
A4-74-1860V	.486	MTO	11
A4-74-1860VG	.486	MTO	11
A4-74-1860Z	.424	MTO	11
A4-74-1872C	.508	MTO	11
A4-74-1872E	.602	MTO	11
A4-74-1872S	2086	MTO	11
A4-74-1872V	.570	MTO	11
A4-74-1872VG	.570	MTO	11
A4-74-1872Z	.484	MTO	11
A4-74-2124C	.360	MTO	11
A4-74-2124E	.422	MTO	11
A4-74-2124S	1370	MTO	11
A4-74-2124V	.346	MTO	11
A4-74-2124VG	.346	MTO	11
A4-74-2124Z	.336	MTO	11
A4-74-2130C	.372	MTO	11
A4-74-2130E	.430	MTO	11
A4-74-2130S	1382	MTO	11
A4-74-2130V	.378	MTO	11
A4-74-2130VG	.378	MTO	11
A4-74-2130Z	.344	MTO	11
A4-74-2136C	.380	MTO	11
A4-74-2136E	.438	MTO	11
A4-74-2136S	1390	MTO	11
A4-74-2136V	.418	MTO	11
A4-74-2136VG	.418	MTO	11
A4-74-2136Z	.356	MTO	11
A4-74-2142C	.420	MTO	11
A4-74-2142E	.490	MTO	11
A4-74-2142S	1578	MTO	11
A4-74-2142V	.442	MTO	11
A4-74-2142VG	.442	MTO	11
A4-74-2142Z	.384	MTO	11
A4-74-2148C	.428	MTO	11
A4-74-2148E	.498	MTO	11
A4-74-2148S	1586	MTO	11
A4-74-2148V	.462	MTO	11
A4-74-2148VG	.462	MTO	11
A4-74-2148Z	.396	MTO	11
A4-74-2160C	.488	MTO	11
A4-74-2160E	.578	MTO	11
A4-74-2160S	2046	MTO	11
A4-74-2160V	.542	MTO	11
A4-74-2160VG	.542	MTO	11
A4-74-2160Z	.468	MTO	11
A4-74-2172C	.576	MTO	11
A4-74-2172E	.690	MTO	11
A4-74-2172S	2390	MTO	11
A4-74-2172V	.622	MTO	11
A4-74-2172VG	.622	MTO	11
A4-74-2172Z	.552	MTO	11
A4-74-2424C	.376	MTO	11
A4-74-2424E	.450	MTO	11
A4-74-2424S	1470	MTO	11
A4-74-2424V	.382	MTO	11
A4-74-2424VG	.382	MTO	11
A4-74-2424Z	.356	MTO	11
A4-74-2430C	.384	MTO	11
A4-74-2430E	.458	MTO	11
A4-74-2430S	1478	MTO	11
A4-74-2430V	.418	MTO	11
A4-74-2430VG	.418	MTO	11
A4-74-2430Z	.364	MTO	11
A4-74-2436C	.396	MTO	11
A4-74-2436E	.470	MTO	11
A4-74-2436S	1494	MTO	11
A4-74-2436V	.434	MTO	11
A4-74-2436VG	.434	MTO	11
A4-74-2436Z	.376	MTO	11
A4-74-2442C	.452	MTO	11
A4-74-2442E	.542	MTO	11
A4-74-2442S	1750	MTO	11
A4-74-2442V	.474	MTO	11
A4-74-2442VG	.474	MTO	11
A4-74-2442Z	.424	MTO	11
A4-74-2448C	.464	MTO	11
A4-74-2448E	.558	MTO	11
A4-74-2448S	1762	MTO	11
A4-74-2448V	.514	MTO	11
A4-74-2448VG	.514	MTO	11
A4-74-2448Z	.432	MTO	11
A4-74-2460C	.532	MTO	11
A4-74-2460E	.642	MTO	11
A4-74-2460S	2126	MTO	11
A4-74-2460V	.598	MTO	11
A4-74-2460VG	.598	MTO	11
A4-74-2460Z	.512	MTO	11
A4-74-2472C	.620	MTO	11
A4-74-2472E	.738	MTO	11
A4-74-2472S	2610	MTO	11
A4-74-2472V	.694	MTO	11
A4-74-2472VG	.694	MTO	11
A4-74-2472Z	.580	MTO	11
A4-74S-L1824PM	.500	MTO	53
A4-74S-L1830PM	.524	MTO	53
A4-74S-L1836PM	.568	MTO	53
A4-74S-L1842PM	.596	MTO	53
A4-74S-L1848PM	.624	MTO	53
A4-74S-L1854PM	.680	MTO	53
A4-74S-L1860PM	.692	MTO	53
A4-74S-L2324PM	.584	MTO	53
A4-74S-L2330PM	.596	MTO	53
A4-74S-L2336PM	.608	MTO	53
A4-74S-L2342PM	.712	MTO	53
A4-74S-L2348PM	.724	MTO	53
A4-74S-L2354PM	.812	MTO	53
A4-74S-L2360PM	.824	MTO	53
A4-74S-S1824PM	.548	MTO	53
A4-74S-S1830PM	.560	MTO	53
A4-74S-S1836PM	.588	MTO	53
A4-74S-S1842PM	.644	MTO	53
A4-74S-S1848PM	.688	MTO	53
A4-74S-S1854PM	.772	MTO	53
A4-74S-S1860PM	.844	MTO	53
A4-74S-S2324PM	.636	MTO	53
A4-74S-S2330PM	.672	MTO	53
A4-74S-S2336PM	.708	MTO	53
A4-74S-S2342PM	.780	MTO	53
A4-74S-S2348PM	.820	MTO	53
A4-74S-S2354PM	.888	MTO	53
A4-74S-S2360PM	.904	MTO	53
A4-74Z-L1824PM	.452	MTO	53
A4-74Z-L1830PM	.460	MTO	53
A4-74Z-L1836PM	.472	MTO	53
A4-74Z-L1842PM	.532	MTO	53
A4-74Z-L1848PM	.544	MTO	53
A4-74Z-L1854PM	.608	MTO	53
A4-74Z-L1860PM	.620	MTO	53
A4-74Z-L2324PM	.528	MTO	53
A4-74Z-L2330PM	.536	MTO	53
A4-74Z-L2336PM	.548	MTO	53
A4-74Z-L2342PM	.636	MTO	53
A4-74Z-L2348PM	.644	MTO	53
A4-74Z-L2354PM	.728	MTO	53
A4-74Z-L2360PM	.736	MTO	53
A4-74Z-S1824PM	.488	MTO	53
A4-74Z-S1830PM	.500	MTO	53
A4-74Z-S1836PM	.516	MTO	53
A4-74Z-S1842PM	.576	MTO	53
A4-74Z-S1848PM	.588	MTO	53
A4-74Z-S1854PM	.668	MTO	53
A4-74Z-S1860PM	.680	MTO	53
A4-74Z-S2324PM	.572	MTO	53
A4-74Z-S2330PM	.584	MTO	53
A4-74Z-S2336PM	.596	MTO	53
A4-74Z-S2342PM	.700	MTO	53
A4-74Z-S2348PM	.712	MTO	53
A4-74Z-S2354PM	.800	MTO	53
A4-74Z-S2360PM	.812	MTO	53
A5-74-1824C	.382	MTO	13
A5-74-1824E	.458	MTO	13
A5-74-1824S	1479	MTO	13
A5-74-1824V	.379	MTO	13
A5-74-1824VG	.379	MTO	13
A5-74-1824Z	.377	MTO	13
A5-74-1830C	.397	MTO	13
A5-74-1830E	.468	MTO	13
A5-74-1830S	1489	MTO	13
A5-74-1830V	.424	MTO	13
A5-74-1830VG	.424	MTO	13
A5-74-1830Z	.387	MTO	13
A5-74-1836C	.407	MTO	13
A5-74-1836E	.483	MTO	13
A5-74-1836S	1504	MTO	13
A5-74-1836V	.449	MTO	13
A5-74-1836VG	.449	MTO	13
A5-74-1836Z	.402	MTO	13
A5-74-1842C	.457	MTO	13
A5-74-1842E	.553	MTO	13
A5-74-1842S	1744	MTO	13
A5-74-1842V	.489	MTO	13
A5-74-1842VG	.489	MTO	13
A5-74-1842Z	.437	MTO	13
A5-74-1848C	.467	MTO	13
A5-74-1848E	.568	MTO	13
A5-74-1848S	1759	MTO	13
A5-74-1848V	.524	MTO	13
A5-74-1848VG	.524	MTO	13
A5-74-1848Z	.452	MTO	13
A5-74-1860C	.537	MTO	13
A5-74-1860E	.653	MTO	13
A5-74-1860S	2194	MTO	13
A5-74-1860V	.594	MTO	13
A5-74-1860VG	.594	MTO	13
A5-74-1860Z	.517	MTO	13
A5-74-1872C	.622	MTO	13
A5-74-1872E	.738	MTO	13
A5-74-1872S	2569	MTO	13
A5-74-1872V	.699	MTO	13
A5-74-1872VG	.699	MTO	13
A5-74-1872Z	.592	MTO	13
A5-74-2124C	.437	MTO	13
A5-74-2124E	.513	MTO	13
A5-74-2124S	1674	MTO	13
A5-74-2124V	.419	MTO	13
A5-74-2124VG	.419	MTO	13
A5-74-2124Z	.407	MTO	13
A5-74-2130C	.452	MTO	13

100 Industrial Boulevard, Clayton, DE 19938-8903 U.S.A.
Phone: 800-441-8440 or 302-653-3000. Fax: 302-653-2065
http://www.eaglegrp.com

EAGLE GROUP
Profit from the Eagle Advantage®

Part List Number	Price	MTO/ MTS	Page No.
A5-74-2130E	.523	MTO	13
A5-74-2130S	.1689	MTO	13
A5-74-2130V	.459	MTO	13
A5-74-2130VG	.459	MTO	13
A5-74-2130Z	.417	MTO	13
A5-74-2136C	.462	MTO	13
A5-74-2136E	.533	MTO	13
A5-74-2136S	.1699	MTO	13
A5-74-2136V	.509	MTO	13
A5-74-2136VG	.509	MTO	13
A5-74-2136Z	.432	MTO	13
A5-74-2142C	.512	MTO	13
A5-74-2142E	.598	MTO	13
A5-74-2142S	.1934	MTO	13
A5-74-2142V	.539	MTO	13
A5-74-2142VG	.539	MTO	13
A5-74-2142Z	.467	MTO	13
A5-74-2148C	.522	MTO	13
A5-74-2148E	.608	MTO	13
A5-74-2148S	.1944	MTO	13
A5-74-2148V	.564	MTO	13
A5-74-2148VG	.564	MTO	13
A5-74-2148Z	.482	MTO	13
A5-74-2160C	.597	MTO	13
A5-74-2160E	.708	MTO	13
A5-74-2160S	.2519	MTO	13
A5-74-2160V	.664	MTO	13
A5-74-2160VG	.664	MTO	13
A5-74-2160Z	.572	MTO	13
A5-74-2172C	.707	MTO	13
A5-74-2172E	.848	MTO	13
A5-74-2172S	.2949	MTO	13
A5-74-2172V	.764	MTO	13
A5-74-2172VG	.764	MTO	13
A5-74-2172Z	.677	MTO	13
A5-74-2424C	.457	MTO	13
A5-74-2424E	.548	MTO	13
A5-74-2424S	.1799	MTO	13
A5-74-2424V	.464	MTO	13
A5-74-2424VG	.464	MTO	13
A5-74-2424Z	.432	MTO	13
A5-74-2430C	.467	MTO	13
A5-74-2430E	.558	MTO	13
A5-74-2430S	.1809	MTO	13
A5-74-2430V	.509	MTO	13
A5-74-2430VG	.509	MTO	13
A5-74-2430Z	.442	MTO	13
A5-74-2436C	.482	MTO	13
A5-74-2436E	.573	MTO	13
A5-74-2436S	.1829	MTO	13
A5-74-2436V	.529	MTO	13
A5-74-2436VG	.529	MTO	13
A5-74-2436Z	.457	MTO	13
A5-74-2442C	.552	MTO	13
A5-74-2442E	.663	MTO	13
A5-74-2442S	.2149	MTO	13
A5-74-2442V	.579	MTO	13
A5-74-2442VG	.579	MTO	13
A5-74-2442Z	.517	MTO	13
A5-74-2448C	.567	MTO	13
A5-74-2448E	.683	MTO	13
A5-74-2448S	.2164	MTO	13
A5-74-2448V	.629	MTO	13
A5-74-2448VG	.629	MTO	13
A5-74-2448Z	.527	MTO	13
A5-74-2460C	.652	MTO	13
A5-74-2460E	.788	MTO	13
A5-74-2460S	.2619	MTO	13
A5-74-2460V	.734	MTO	13
A5-74-2460VG	.734	MTO	13
A5-74-2460Z	.627	MTO	13
A5-74-2472C	.762	MTO	13
A5-74-2472E	.908	MTO	13
A5-74-2472S	.3224	MTO	13
A5-74-2472V	.854	MTO	13
A5-74-2472VG	.854	MTO	13
A5-74-2472Z	.712	MTO	13
A5-86-1824C	.392	MTO	13
A5-86-1824E	.468	MTO	13
A5-86-1824S	.1509	MTO	13
A5-86-1824V	.391	MTO	13
A5-86-1824VG	.391	MTO	13
A5-86-1824Z	.387	MTO	13
A5-86-1830C	.407	MTO	13
A5-86-1830E	.478	MTO	13
A5-86-1830S	.1519	MTO	13
A5-86-1830V	.436	MTO	13
A5-86-1830VG	.436	MTO	13
A5-86-1830Z	.397	MTO	13
A5-86-1836C	.417	MTO	13
A5-86-1836E	.493	MTO	13
A5-86-1836S	.1534	MTO	13
A5-86-1836V	.461	MTO	13
A5-86-1836VG	.461	MTO	13
A5-86-1836Z	.412	MTO	13
A5-86-1842C	.467	MTO	13
A5-86-1842E	.563	MTO	13
A5-86-1842S	.1774	MTO	13
A5-86-1842V	.501	MTO	13
A5-86-1842VG	.501	MTO	13
A5-86-1842Z	.447	MTO	13
A5-86-1848C	.477	MTO	13
A5-86-1848E	.578	MTO	13
A5-86-1848S	.1789	MTO	13
A5-86-1848V	.536	MTO	13
A5-86-1848VG	.536	MTO	13
A5-86-1848Z	.462	MTO	13
A5-86-1860C	.547	MTO	13
A5-86-1860E	.663	MTO	13
A5-86-1860S	.2224	MTO	13
A5-86-1860V	.606	MTO	13
A5-86-1860VG	.606	MTO	13
A5-86-1860Z	.527	MTO	13
A5-86-1872C	.632	MTO	13
A5-86-1872E	.748	MTO	13
A5-86-1872S	.2599	MTO	13
A5-86-1872V	.711	MTO	13
A5-86-1872VG	.711	MTO	13
A5-86-1872Z	.602	MTO	13
A5-86-2124C	.447	MTO	13
A5-86-2124E	.523	MTO	13
A5-86-2124S	.1704	MTO	13
A5-86-2124V	.431	MTO	13
A5-86-2124VG	.431	MTO	13
A5-86-2124Z	.417	MTO	13
A5-86-2130C	.462	MTO	13
A5-86-2130E	.533	MTO	13
A5-86-2130S	.1719	MTO	13
A5-86-2130V	.471	MTO	13
A5-86-2130VG	.471	MTO	13
A5-86-2130Z	.427	MTO	13
A5-86-2136C	.472	MTO	13
A5-86-2136E	.543	MTO	13
A5-86-2136S	.1729	MTO	13
A5-86-2136V	.521	MTO	13
A5-86-2136VG	.521	MTO	13
A5-86-2136Z	.442	MTO	13
A5-86-2142C	.522	MTO	13
A5-86-2142E	.608	MTO	13
A5-86-2142S	.1964	MTO	13
A5-86-2142V	.551	MTO	13
A5-86-2142VG	.551	MTO	13
A5-86-2142Z	.477	MTO	13
A5-86-2148C	.532	MTO	13
A5-86-2148E	.618	MTO	13
A5-86-2148S	.1974	MTO	13
A5-86-2148V	.576	MTO	13
A5-86-2148VG	.576	MTO	13
A5-86-2148Z	.492	MTO	13
A5-86-2160C	.607	MTO	13
A5-86-2160E	.718	MTO	13
A5-86-2160S	.2549	MTO	13
A5-86-2160V	.676	MTO	13
A5-86-2160VG	.676	MTO	13
A5-86-2160Z	.582	MTO	13
A5-86-2172C	.717	MTO	13
A5-86-2172E	.858	MTO	13
A5-86-2172S	.2979	MTO	13
A5-86-2172V	.776	MTO	13
A5-86-2172VG	.776	MTO	13
A5-86-2172Z	.687	MTO	13
A5-86-2424C	.467	MTO	13
A5-86-2424E	.558	MTO	13
A5-86-2424S	.1829	MTO	13
A5-86-2424V	.476	MTO	13
A5-86-2424VG	.476	MTO	13
A5-86-2424Z	.442	MTO	13
A5-86-2430C	.477	MTO	13
A5-86-2430E	.568	MTO	13
A5-86-2430S	.1839	MTO	13
A5-86-2430V	.521	MTO	13
A5-86-2430VG	.521	MTO	13
A5-86-2430Z	.452	MTO	13
A5-86-2436C	.492	MTO	13
A5-86-2436E	.583	MTO	13
A5-86-2436S	.1859	MTO	13
A5-86-2436V	.541	MTO	13
A5-86-2436VG	.541	MTO	13
A5-86-2436Z	.467	MTO	13
A5-86-2442C	.562	MTO	13
A5-86-2442E	.673	MTO	13
A5-86-2442S	.2179	MTO	13
A5-86-2442V	.591	MTO	13
A5-86-2442VG	.591	MTO	13
A5-86-2442Z	.527	MTO	13
A5-86-2448C	.577	MTO	13
A5-86-2448E	.693	MTO	13
A5-86-2448S	.2194	MTO	13
A5-86-2448V	.641	MTO	13
A5-86-2448VG	.641	MTO	13
A5-86-2448Z	.537	MTO	13
A5-86-2460C	.662	MTO	13
A5-86-2460E	.798	MTO	13
A5-86-2460S	.2649	MTO	13
A5-86-2460V	.746	MTO	13
A5-86-2460VG	.746	MTO	13
A5-86-2460Z	.637	MTO	13
A5-86-2472C	.772	MTO	13
A5-86-2472E	.918	MTO	13
A5-86-2472S	.3254	MTO	13
A5-86-2472V	.866	MTO	13
A5-86-2472VG	.866	MTO	13
A5-86-2472Z	.722	MTO	13
ADD-A-CLAMP	.10	MTO	14,69
ADD-A-CLAMP-BL	.12	MTO	14,69
APS2	.369	MTO	109
APS3	.417	MTO	109
APS4	.459	MTO	109
APS5	.508	MTO	109
APS6	.555	MTO	109
APS7	.693	MTO	109
APS8	.803	MTO	109
ASFT-12120-FG	.4578	MTO	147
ASFT-12120-SG	.7889	MTO	147
ASFT-1218-FG	.1876	MTO	147
ASFT-1218-SG	.2600	MTO	147
ASFT-1224-FG	.2036	MTO	147
ASFT-1224-SG	.2613	MTO	147
ASFT-1230-FG	.2234	MTO	147
ASFT-1230-SG	.2732	MTO	147
ASFT-1236-FG	.2340	MTO	147
ASFT-1236-SG	.2853	MTO	147
ASFT-1248-FG	.2686	MTO	147
ASFT-1248-SG	.3551	MTO	147
ASFT-1260-FG	.2907	MTO	147
ASFT-1260-SG	.4277	MTO	147
ASFT-1272-FG	.3286	MTO	147
ASFT-1272-SG	.4937	MTO	147
ASFT-1284-FG	.3596	MTO	147
ASFT-1284-SG	.5797	MTO	147
ASFT-1296-FG	.3923	MTO	147
ASFT-1296-SG	.6037	MTO	147
ASFT-15120-FG	.4828	MTO	147
ASFT-15120-SG	.8284	MTO	147

Part List Number	Price	MTO/ MTS	Page No.
ASFT-1524-FG	.2076	MTO	147
ASFT-1524-SG	.2528	MTO	147
ASFT-1530-FG	.2253	MTO	147
ASFT-1530-SG	.2808	MTO	147
ASFT-1536-FG	.2360	MTO	147
ASFT-1536-SG	.3265	MTO	147
ASFT-1548-FG	.2718	MTO	147
ASFT-1548-SG	.3928	MTO	147
ASFT-1560-FG	.3038	MTO	147
ASFT-1560-SG	.4342	MTO	147
ASFT-1572-FG	.3352	MTO	147
ASFT-1572-SG	.5310	MTO	147
ASFT-1584-FG	.3695	MTO	147
ASFT-1584-SG	.6040	MTO	147
ASFT-1596-FG	.3989	MTO	147
ASFT-1596-SG	.6660	MTO	147
ASFT-18120-FG	.5628	MTO	147
ASFT-18120-SG	.8955	MTO	147
ASFT-1824-FG	.2229	MTO	147
ASFT-1824-SG	.2917	MTO	147
ASFT-1830-FG	.2461	MTO	147
ASFT-1830-SG	.3113	MTO	147
ASFT-1836-FG	.2636	MTO	147
ASFT-1836-SG	.3311	MTO	147
ASFT-1848-FG	.3054	MTO	147
ASFT-1848-SG	.3973	MTO	147
ASFT-1860-FG	.3410	MTO	147
ASFT-1860-SG	.4911	MTO	147
ASFT-1872-FG	.3810	MTO	147
ASFT-1872-SG	.5423	MTO	147
ASFT-1884-FG	.4257	MTO	147
ASFT-1884-SG	.6559	MTO	147
ASFT-1896-FG	.4646	MTO	147
ASFT-1896-SG	.6799	MTO	147
ASFT-24120-FG	.6529	MTO	147
ASFT-24120-SG	.9590	MTO	147
ASFT-2424-FG	.2386	MTO	147
ASFT-2424-SG	.3493	MTO	147
ASFT-2430-FG	.2690	MTO	147
ASFT-2430-SG	.4047	MTO	147
ASFT-2436-FG	.2900	MTO	147
ASFT-2436-SG	.4203	MTO	147
ASFT-2448-FG	.3405	MTO	147
ASFT-2448-SG	.4914	MTO	147
ASFT-2460-FG	.3901	MTO	147
ASFT-2460-SG	.5555	MTO	147
ASFT-2472-FG	.3940	MTO	147
ASFT-2472-SG	.6473	MTO	147
ASFT-2484-FG	.4907	MTO	147
ASFT-2484-SG	.7114	MTO	147
ASFT-2496-FG	.5367	MTO	147
ASFT-2496-SG	.7893	MTO	147
ASH2	.2296	MTO	179
ASH3	.2566	MTO	179
ASH4	.2978	MTO	179
ASH5	.3859	MTO	179
ASH6	.4269	MTO	179
AWT2-LP	.2007	MTS	158
AWT2-NG	.2007	MTS	158
AWT3-LP	.2241	MTS	158
AWT3-NG	.2241	MTS	158
AWT4-LP	.2835	MTS	158
AWT4-LP-1	.2835	MTO	158
AWT4-NG	.2835	MTS	158
AWT4-NG-1	.2835	MTO	158
AWT5-LP	.3396	MTS	158
AWT5-NG	.3396	MTS	158
AWTP2-LP	.2285	MTO	158
AWTP2-NG	.2285	MTO	158
AWTP3-LP	.2723	MTO	158
AWTP3-NG	.2723	MTO	158
AWTP4-LP	.3493	MTO	158
AWTP4-LP-1	.3493	MTO	158
AWTP4-NG	.3493	MTO	158
AWTP4-NG-1	.3493	MTO	158
AWTP5-LP	.4234	MTO	158
AWTP5-NG	.4234	MTO	158
B12IC-12D-18	.1086	MTO	199
B12IC-12D-22	.1086	MTO	203
B12IC-16D-18	.1337	MTO	199
B12IC-16D-22	.1337	MTO	203
B12IC-18	.928	MTO	199
B12IC-19	.967	MTO	210
B12IC-22	.928	MTO	203
B12IC-24	.1110	MTO	210
B18IC-12D-18	.1245	MTO	199
B18IC-12D-22	.1245	MTO	203
B18IC-16D-18	.1532	MTO	199
B18IC-16D-22	.1532	MTO	203
B18IC-18	.1066	MTO	199
B18IC-19	.1116	MTO	210
B18IC-22	.1066	MTO	203
B18IC-24	.1272	MTO	210
B18ICPT	.1953	MTO	206
B18ICPT-7	.3740	MTO	206
B201023	.13	MTO	21
B2136C	.264	MTO	40
B2148C	.309	MTO	40
B2-2-19	.1724	MTO	213
B2-2-24	.1783	MTO	213
B24IC-19	.1265	MTO	210
B24IC-24	.1436	MTO	210
B24ICPT	.2054	MTO	206
B24ICPT-7	.3840	MTO	206
B24PTIC	.2157	MTO	211
B28IC-22	.1132	MTO	203
B2CT-18	.942	MTS	199
B2CT-18-7	.2107	MTS	199
B2CT-22	.942	MTS	203
B2CT-22-7	.2107	MTS	203
B2IC-12D-18	.1411	MTO	199
B2IC-12D-22	.1411	MTO	203
B2IC-16D-18	.1734	MTO	199
B2IC-16D-22	.1734	MTO	203
B2IC-18	.1207	MTS	199
B2IC-22	.1207	MTO	203
B30IC-12D-18	.1573	MTO	199
B30IC-12D-22	.1573	MTO	203
B30IC-16D-18	.1934	MTO	199
B30IC-16D-22	.1934	MTO	203
B30IC-18	.1343	MTO	199
B30IC-19	.1413	MTO	210
B30IC-22	.1343	MTO	203
B30IC-24	.1598	MTO	210
B3-3-19	.2170	MTO	213
B3-3-24	.2237	MTO	213
B36IC-12D-18	.1735	MTO	199
B36IC-12D-22	.1735	MTO	203
B36IC-16D-18	.2135	MTO	199
B36IC-16D-22	.2135	MTO	203
B36IC-18	.1483	MTS	199
B36IC-19	.1560	MTO	210
B36IC-22	.1483	MTS	203
B36IC-24	.1762	MTO	210
B3CT-18	.1138	MTS	199
B3CT-18-7	.2353	MTS	199
B3CT-22	.1138	MTS	203
B3CT-22-7	.2353	MTS	203
B3L-2-18	.1268	MTO	197
B3L-2-22	.1340	MTO	201
B3R-2-18	.1268	MTO	197
B3R-2-22	.1340	MTO	201
B40CT-22	.1798	MTO	203
B40CT-22-7	.3810	MTO	203
B42IC-12D-18	.1899	MTO	199
B42IC-12D-22	.1899	MTO	203
B42IC-16D-18	.2335	MTO	199
B42IC-16D-22	.2335	MTO	203
B42IC-18	.1623	MTO	199
B42IC-19	.1710	MTO	210
B42IC-22	.1623	MTO	203
B42IC-24	.1924	MTO	210
B4-3-L-19	.2408	MTO	213
B4-3-L-24	.2497	MTO	213
B4-3-R-19	.2408	MTO	213
B4-3-R-24	.2497	MTO	213
B4-4-19	.2690	MTO	213
B4-4-24	.2793	MTO	213
B48IC-12D-18	.2058	MTO	199
B48IC-12D-22	.2058	MTO	203
B48IC-16D-18	.2663	MTO	199
B48IC-16D-22	.2663	MTO	203
B48IC-18	.1759	MTO	199
B48IC-19	.1858	MTO	210
B48IC-22	.1759	MTO	203
B48IC-24	.2089	MTO	210
B4C-2-18	.1286	MTO	197
B4C-2-22	.1378	MTO	201
B4L-18	.1445	MTS	197
B4L-2-18	.1286	MTO	197
B4L-22	.1528	MTO	201
B4L-2-22	.1378	MTO	201
B4R-18	.1445	MTS	197
B4R-2-18	.1286	MTO	197
B4R-22	.1528	MTO	201
B4R-2-22	.1378	MTO	201
B5.5-3-L-19	.2674	MTO	213
B5.5-3-L-24	.2810	MTO	213
B5.5-3-R-19	.2674	MTO	213
B5.5-3-R-24	.2810	MTO	213
B5.5L-4-19	.3016	MTO	213
B5.5L-4-24	.3157	MTO	213
B5.5R-4-19	.3016	MTO	213
B5.5R-4-24	.3157	MTO	213
B5-3-L-19	.2585	MTO	213
B5-3-L-24	.2704	MTO	213
B5-3-LR-19	.2646	MTO	213
B5-3-LR-24	.2755	MTO	213
B5-3-R-19	.2585	MTO	213
B5-3-R-24	.2704	MTO	213
B5C-18	.1488	MTS	197
B5C-22	.1595	MTS	201
B5L-18	.1488	MTO	197
B5L-22	.1595	MTO	201
B5L-4-19	.2928	MTO	213
B5L-4-24	.3053	MTO	213
B5R-18	.1488	MTO	197
B5R-22	.1595	MTO	201
B5R-4-19	.2928	MTO	213
B5R-4-24	.3053	MTO	213
B6-3-L-19	.2823	MTO	213
B6-3-L-24	.2965	MTO	213
B6-3-LR-19	.2823	MTO	213
B6-3-LR-24	.2965	MTO	213
B6-3-R-19	.2823	MTO	213
B6-3-R-24	.2965	MTO	213
B6C-18	.1571	MTS	197
B6C-22	.1679	MTS	201
B6C-4-18	.1854	MTS	197
B6C-4-22	.1976	MTS	201
B6L-4-19	.3104	MTO	213
B6L-4-24	.3261	MTO	213
B6R-4-19	.3104	MTO	213
B6R-4-24	.3261	MTO	213
B6RL-4-19	.3165	MTO	213
B6RL-4-24	.3313	MTO	213
B7-3-LR-19	.3002	MTO	213
B7-3-LR-24	.3173	MTO	213
B7C-18	.1746	MTS	197
B7C-22	.1867	MTS	201
B7C-4-18	.1973	MTS	197
B7C-4-22	.2112	MTS	201
B7RL-4-19	.3345	MTO	213
B7RL-4-24	.3521	MTO	213
B8-3-LR-19	.3179	MTO	213
B8-3-LR-24	.3379	MTO	213
B8C-18	.1910	MTO	197
B8C-22	.2049	MTO	201
B8C-4-18	.2147	MTS	197
B8C-4-22	.2287	MTO	201
B8RL-4-19	.3521	MTO	213
B8RL-4-24	.3729	MTO	213
BBT-5	.17	MTO	246
BBT-7	.20	MTO	246

100 Industrial Boulevard, Clayton, DE 19938-8903 U.S.A.
Phone: 800-441-8440 or 302-653-3000. Fax: 302-653-2065
http://www.eaglegrp.com

EAGLE GROUP
Profit from the Eagle Advantage®

Part List Number	Price	MTO/ MTS	Page No.
BC-1	.5280	MTO	167
BC10-4C-22 R&L	.3702	MTO	202
BC10C-18L	.2754	MTO	198
BC10C-18R	.2754	MTO	198
BC10C-22 R&L	.3395	MTO	202
BC10C-22L	.2916	MTO	202
BC10C-22R	.2916	MTO	202
BC7C-18L	.2259	MTO	198
BC7C-18R	.2259	MTO	198
BC7C-22L	.2414	MTO	202
BC7C-22R	.2414	MTO	202
BC8-4C-22L	.2854	MTO	202
BC8-4C-22R	.2854	MTO	202
BC8C-18L	.2340	MTO	198
BC8C-18R	.2340	MTO	198
BC8C-22L	.2496	MTO	202
BC8C-22R	.2496	MTO	202
BC9-4C-22L	.2975	MTO	202
BC9-4C-22R	.2975	MTO	202
BC9C-18L	.2577	MTO	198
BC9C-18R	.2577	MTO	198
BC9C-22 R&L	.3307	MTO	202
BC9C-22L	.2735	MTO	202
BC9C-22R	.2735	MTO	202
BCT24L-19	.1766	MTO	211
BCT24R-19	.1766	MTO	211
BCT30L-19	.1917	MTO	211
BCT30L-24	.2200	MTO	211
BCT30R-19	.1917	MTO	211
BCT30R-24	.2200	MTO	211
BCT36L-19	.2065	MTO	211
BCT36L-24	.2363	MTO	211
BCT36R-19	.2065	MTO	211
BCT36R-24	.2363	MTO	211
BCT42L-19	.2214	MTO	211
BCT42L-24	.2526	MTO	211
BCT42R-19	.2214	MTO	211
BCT42R-24	.2526	MTO	211
BCT48-19	.2826	MTO	211
BCT48-24	.3284	MTO	211
BCT48L-19	.2371	MTO	211
BCT48L-24	.2690	MTO	211
BCT48R-19	.2371	MTO	211
BCT48R-24	.2690	MTO	211
BCT54-19	.2979	MTO	211
BCT54-24	.3446	MTO	211
BCT60-19	.3127	MTO	211
BCT60-24	.3611	MTO	211
BD18-19	.705	MTO	216
BD18-24	.782	MTO	216
BD24-18L	.1421	MTO	200
BD24-18R	.1421	MTO	200
BD24-19	.782	MTO	216
BD24-22L	.1632	MTO	204
BD24-22R	.1632	MTO	204
BD24-24	.857	MTO	216
BD30-19	.857	MTO	216
BD30-24	.929	MTO	216
BDBS12-19	.745	MTO	217
BDBS12-24	.789	MTO	217
BDBS18-19	.878	MTO	217
BDBS18-24	.923	MTO	217
BEV30120SE-10BS/L	.10127	MTO	95
BEV30120SE-10BS/R	.10127	MTO	95
BEV30120SEM-10BS/L	.10660	MTO	95
BEV30120SEM-10BS/R	.10660	MTO	95
BEV30144SE-10BS/L	.10758	MTO	95
BEV30144SE-10BS/R	.10758	MTO	95
BEV30144SEM-10BS/L	.11323	MTO	95
BEV30144SEM-10BS/R	.11323	MTO	95
BEV3048SE-10BS/L	.4916	MTO	95
BEV3048SE-10BS/R	.4916	MTO	95
BEV3048SEM-10BS/L	.5173	MTO	95
BEV3048SEM-10BS/R	.5173	MTO	95
BEV3060SE-10BS/L	.5215	MTO	95
BEV3060SE-10BS/R	.5215	MTO	95
BEV3060SEM-10BS/L	.5488	MTO	95
BEV3060SEM-10BS/R	.5488	MTO	95
BEV3072SE-10BS/L	.5553	MTO	95
BEV3072SE-10BS/R	.5553	MTO	95
BEV3072SEM-10BS/L	.5842	MTO	95
BEV3072SEM-10BS/R	.8242	MTO	95
BEV3084SE-10BS/L	.6441	MTO	95
BEV3084SE-10BS/R	.6441	MTO	95
BEV3084SEM-10BS/L	.6782	MTO	95
BEV3084SEM-10BS/R	.6782	MTO	95
BEV3096SE-10BS/L	.6749	MTO	95
BEV3096SE-10BS/R	.6749	MTO	95
BEV3096SEM-10BS/L	.7102	MTO	95
BEV3096SEM-10BS/R	.7102	MTO	95
BH-1	.130	MTO	38
BM1220FW-120	.524	MTO	191
BM1220FW-120-D	.566	MTO	191
BM1220FW-120I	.631	MTO	191
BM1220FW-120I-D	.682	MTO	191
BM1220FW-120T	.522	MTO	191
BM1220FW-120T-D	.596	MTO	191
BM1220FW-120TI	.619	MTO	191
BM1220FW-120TI-D	.682	MTO	191
BM1220FW-240	.541	MTO	191
BM1220FW-240-D	.582	MTO	191
BM1220FW-240I	.663	MTO	191
BM1220FW-240I-D	.712	MTO	191
BM1220FW-240T	.522	MTO	191
BM1220FW-240T6	.522	MTO	191
BM1220FW-240T6-D	.596	MTO	191
BM1220FW-240T-D	.596	MTO	191
BM1220FW-240TI	.619	MTO	191
BM1220FW-240TI6	.619	MTO	191
BM1220FW-240TI6-D	.682	MTO	191
BM1220FW-240TI-D	.682	MTO	191
BM1220FW-277T	.522	MTO	191
BM1220FW-277T-D	.596	MTO	191
BM1220FW-277TI	.619	MTO	191
BM1220FW-277TI-D	.682	MTO	191
BM3-18L	.1564	MTO	200
BM3-18L-7	.3351	MTO	200
BM3-18R	.1564	MTO	200
BM3-18R-7	.3351	MTO	200
BM3-22L	.1752	MTO	204
BM3-22L-7	.3666	MTO	204
BM3-22R	.1752	MTO	204
BM3-22R-7	.3666	MTO	204
BM50-18L	.2120	MTO	200
BM50-18L-7	.3908	MTO	200
BM50-18R	.2120	MTO	200
BM50-18R-7	.3908	MTO	200
BM50-22L	.2443	MTO	204
BM50-22L-7	.4023	MTO	204
BM50-22R	.2443	MTO	204
BM50-22R-7	.4023	MTO	204
BM50L-18R	.2120	MTO	200
BM50L-18R-7	.3908	MTO	200
BM50L-22R	.2443	MTO	204
BM50L-22R-7	.4023	MTO	204
BM50R-18L	.2120	MTO	200
BM50R-18L-7	.3908	MTO	200
BM50R-22L	.2443	MTO	204
BM50R-22L-7	.4023	MTO	204
BM62-18L	.2786	MTO	200
BM62-18L-7	.4001	MTO	200
BM62-18R	.2786	MTO	200
BM62-18R-7	.4001	MTO	200
BM62-22L	.2963	MTO	204
BM62-22L-7	.4178	MTO	204
BM62-22R	.2963	MTO	204
BM62-22R-7	.4178	MTO	204
BPCP-2	.3317	MTO	166
BPCP-3	.3799	MTS	166
BPCP-4	.4028	MTS	166
BPD-1826-A	.324	MTO	250
BPDHT2-120	.3973	MTO	166
BPDHT2-208	.3973	MTO	166
BPDHT2-240	.3973	MTO	166
BPDHT3-120	.4472	MTS	166
BPDHT3-208	.4472	MTO	166
BPDHT3-240	.4472	MTO	166
BPDHT4-120	.5046	MTS	166
BPDHT4-208	.5046	MTS	166
BPDHT4-240	.5046	MTS	166
BPST-2	.2888	MTO	167
BPST-3	.3170	MTO	167
BPST-4	.3617	MTO	167
BR3-19	.122	MTO	210
BR4-24	.143	MTO	210
BR6-12-19	.207	MTO	210
BR6-18-19	.207	MTO	210
BR6-24-19	.207	MTO	210
BR6-30-19	.207	MTO	210
BR6-36-19	.207	MTO	210
BR6-42-19	.207	MTO	210
BR6-48-19	.207	MTO	210
BR8-12-24	.239	MTO	210
BR8-18-24	.239	MTO	210
BR8-24-24	.239	MTO	210
BR8-30-24	.239	MTO	210
BR8-36-24	.239	MTO	210
BR8-42-24	.239	MTO	210
BR8-48-24	.239	MTO	210
BRC4	.508	MTO	111
BRC5	.577	MTO	111
BRC6	.590	MTO	111
BRC7	.769	MTO	111
BRC8	.777	MTO	111
BRM-24	.1843	MTO	221
BRM-24CT	.752	MTO	221
BRM-CTLC-24	.388	MTO	221
BRM-LC-24	.537	MTO	221
BRT4	.518	MTO	111
BRT5	.586	MTO	111
BRT6	.597	MTO	111
BRT7	.791	MTO	111
BRT8	.793	MTO	111
BRW4	.499	MTO	111
BRW5	.565	MTO	111
BRW6	.577	MTO	111
BRW7	.757	MTO	111
BRW8	.762	MTO	111
BS14-19	.1366	MTO	217
BS14-24	.1516	MTO	217
BS18-19	.1449	MTO	217
BS18-24	.1590	MTO	217
BS1-HT3	.953	MTO	162
BS1-HT3-IL	.1385	MTO	162
BS1-HT4	.1063	MTO	162
BS1-HT4-IL	.1846	MTO	162
BS1-HT5	.1161	MTO	162
BS1-HT5-IL	.2148	MTO	162
BS1-HT6	.1534	MTO	162
BS1-HT6-IL	.2189	MTO	162
BS2-HT3	.995	MTS	162
BS2-HT3-IL	.1423	MTO	162
BS2-HT4	.1104	MTS	162
BS2-HT4-IL	.1893	MTO	162
BS2-HT5	.1212	MTO	162
BS2-HT5-IL	.2199	MTO	162
BS2-HT6	.1583	MTO	162
BS2-HT6-IL	.2235	MTO	162
BSH2	.3057	MTO	179
BSH3	.3228	MTO	179
BSH4	.3429	MTO	179
BSH5	.4564	MTO	179
BSH6	.5433	MTO	179
BT24108S	.3136	MTO	111
BT24120S	.3335	MTO	111
BT2436S	.1386	MTO	111
BT2448S	.1671	MTO	111
BT2460S	.1945	MTO	111
BT2472S	.2256	MTO	111
BT2484S	.2572	MTO	111
BT2496S	.2902	MTO	111
BT30108S	.3502	MTO	111
BT30120S	.3680	MTO	111
BT3036S	.1637	MTO	111

Alphanumeric Index

Part List Number	Price	MTO/ MTS	Page No.
BT3048S	.1841	MTO	111
BT3060S	.2205	MTO	111
BT3072S	.2489	MTO	111
BT3084S	.2718	MTO	111
BT3096S	.3205	MTO	111
BT36108S	.4032	MTO	111
BT36120S	.4560	MTO	111
BT3636S	.1761	MTO	111
BT3648S	.2222	MTO	111
BT3660S	.2624	MTO	111
BT3672S	.2921	MTO	111
BT3684S	.3239	MTO	111
BT3696S	.3683	MTO	111
BT4B-DT	.1427	MTO	219
BT4S-DT	.863	MTO	219
BT5B-DT	.1538	MTO	219
BT5S-DT	.959	MTO	219
BW-2-120	.421	MTS	186
BW-2-120I	.509	MTS	186
BW1436BL	.2055	MTO	17,74
BW1436BL-SC	.3116	MTO	17,74
BW1436C	.2055	MTO	17,74
BW1436C-SC	.3116	MTO	17,74
BW1448BL	.2630	MTO	17,74
BW1448BL-SC	.3671	MTO	17,74
BW1448C	.2630	MTO	17,74
BW1448C-SC	.3671	MTO	17,74
BWBS12-19	.1228	MTO	217
BWBS12-24	.1366	MTO	217
BWBS14-19	.1279	MTO	217
BWBS14-24	.1427	MTO	217
C314-10-3-12	.4371	MTO	137
C314-16-3-18	.5750	MTS	137
C314-22-3-18	.6238	MTO	137
C314-24-3-24	.6741	MTO	137
CA4-SB	.349	MTS	82-93,99, 108,112
CA6-SB	.522	MTO	82-93,99, 108,112
CA8-SB	.696	MTO	82-93,99
CAH4-SB	.463	MTS	82-93,99, 108,112
CAH6-SB	.693	MTO	82-93,99, 108,112
CAH8-SB	.923	MTO	82-93,99
CAHP4-SB	.400	MTO	51,82-93, 99,112
CAHP6-SB	.600	MTO	82-93, 99,112,
CAHP8-SB	.800	MTO	82-93,99
CAHW4-SB	.497	MTO	51,82-93,
CAHW6-SB	.746	MTO	82-93,
CAHW8-SB	.993	MTO	82-93,99
CB24120SE	.4853	MTO	97
CB24120SE-BS	.4908	MTO	97
CB2436SE	.2639	MTO	97
CB2436SE-BS	.2775	MTO	97
CB2448SE	.2952	MTO	97
CB2448SE-BS	.2973	MTO	97
CB2460SE	.3172	MTO	97
CB2460SE-BS	.3202	MTO	97
CB2472SE	.3401	MTO	97
CB2472SE-BS	.3437	MTO	97
CB2484SE	.3888	MTO	97
CB2484SE-BS	.3925	MTO	97
CB2496SE	.4200	MTO	97
CB2496SE-BS	.4242	MTO	97
CB30120SE	.5062	MTO	97
CB30120SE-BS	.5116	MTO	97
CB3036SE	.2757	MTO	97
CB3036SE-BS	.2866	MTO	97
CB3048SE	.3063	MTS	97
CB3048SE-BS	.3083	MTO	97
CB3060SE	.3305	MTS	97
CB3060SE-BS	.3337	MTO	97
CB3072SE	.3551	MTS	97
CB3072SE-BS	.3584	MTO	97
CB3084SE	.3996	MTO	97
CB3084SE-BS	.4035	MTO	97
CB3096SE	.4377	MTO	97
CB3096SE-BS	.4417	MTO	97
CBH24120SE	.5274	MTO	97
CBH24120SE-BS	.5328	MTO	97
CBH2436SE	.3235	MTO	97
CBH2436SE-BS	.3258	MTO	97
CBH2448SE	.3387	MTO	97
CBH2448SE-BS	.3410	MTO	97
CBH2460SE	.3611	MTO	97
CBH2460SE-BS	.3636	MTO	97
CBH2472SE	.3832	MTO	97
CBH2472SE-BS	.3867	MTO	97
CBH2484SE	.4312	MTO	97
CBH2484SE-BS	.4353	MTO	97
CBH2496SE	.4625	MTO	97
CBH2496SE-BS	.4672	MTO	97
CBH30120SE	.5480	MTO	97
CBH30120SE-BS	.5534	MTO	97
CBH3036SE	.3343	MTO	97
CBH3036SE-BS	.3366	MTO	97
CBH3048SE	.3496	MTO	97
CBH3048SE-BS	.3518	MTO	97
CBH3060SE	.3742	MTO	97
CBH3060SE-BS	.3766	MTO	97
CBH3072SE	.3985	MTO	97
CBH3072SE-BS	.4016	MTO	97
CBH3084SE	.4424	MTO	97
CBH3084SE-BS	.4465	MTO	97
CBH3096SE	.4800	MTO	97
CBH3096SE-BS	.5133	MTO	97
CC1836C-S	.551	MTO	27
CC1836C-SB	.560	MTO	27
CC1836C-SBP	.608	MTO	27
CC1836C-SP	.599	MTO	27
CC1836C-SR	.596	MTO	27
CC1836C-SRP	.649	MTO	27
CC1836Z-S	.538	MTO	27
CC1836Z-SB	.547	MTO	27
CC1836Z-SBP	.594	MTO	27
CC1836Z-SP	.585	MTO	27
CC1836Z-SR	.582	MTO	27
CC1836Z-SRP	.636	MTO	27
CC1848C-S	.624	MTO	27
CC1848C-SB	.635	MTO	27
CC1848C-SBP	.682	MTO	27
CC1848C-SP	.672	MTO	27
CC1848C-SR	.668	MTO	27
CC1848C-SRP	.721	MTO	27
CC1848Z-S	.593	MTO	27
CC1848Z-SB	.603	MTO	27
CC1848Z-SBP	.650	MTO	27
CC1848Z-SP	.641	MTO	27
CC1848Z-SR	.638	MTO	27
CC1848Z-SRP	.691	MTO	27
CC1860C-S	.726	MTO	27
CC1860C-SB	.736	MTO	27
CC1860C-SBP	.783	MTO	27
CC1860C-SP	.773	MTO	27
CC1860C-SR	.769	MTO	27
CC1860C-SRP	.822	MTO	27
CC1860Z-S	.707	MTO	27
CC1860Z-SB	.716	MTO	27
CC1860Z-SBP	.763	MTO	27
CC1860Z-SP	.754	MTO	27
CC1860Z-SR	.751	MTO	27
CC1860Z-SRP	.804	MTO	27
CC2136C-S	.614	MTO	27
CC2136C-SB	.623	MTO	27
CC2136C-SBP	.671	MTO	27
CC2136C-SP	.661	MTO	27
CC2136C-SR	.660	MTO	27
CC2136C-SRP	.714	MTO	27
CC2136Z-S	.596	MTO	27
CC2136Z-SB	.605	MTO	27
CC2136Z-SBP	.652	MTO	27
CC2136Z-SP	.609	MTO	27
CC2136Z-SR	.642	MTO	27
CC2136Z-SRP	.695	MTO	27
CC2148C-S	.701	MTO	27
CC2148C-SB	.710	MTO	27
CC2148C-SBP	.757	MTO	27
CC2148C-SP	.748	MTO	27
CC2148C-SR	.747	MTO	27
CC2148C-SRP	.801	MTO	27
CC2148Z-S	.664	MTO	27
CC2148Z-SB	.673	MTO	27
CC2148Z-SBP	.720	MTO	27
CC2148Z-SP	.711	MTO	27
CC2148Z-SR	.710	MTO	27
CC2148Z-SRP	.763	MTO	27
CC2160C-S	.800	MTO	27
CC2160C-SB	.809	MTO	27
CC2160C-SBP	.856	MTO	27
CC2160C-SP	.847	MTO	27
CC2160C-SR	.846	MTO	27
CC2160C-SRP	.884	MTO	27
CC2160Z-S	.764	MTO	27
CC2160Z-SB	.774	MTO	27
CC2160Z-SBP	.821	MTO	27
CC2160Z-SP	.812	MTO	27
CC2160Z-SR	.811	MTO	27
CC2160Z-SRP	.864	MTO	27
CC2436C-S	.620	MTO	27
CC2436C-SB	.629	MTO	27
CC2436C-SBP	.677	MTO	27
CC2436C-SP	.667	MTO	27
CC2436C-SR	.669	MTO	27
CC2436C-SRP	.722	MTO	27
CC2436Z-S	.600	MTO	27
CC2436Z-SB	.609	MTO	27
CC2436Z-SBP	.622	MTO	27
CC2436Z-SP	.647	MTO	27
CC2436Z-SR	.649	MTO	27
CC2436Z-SRP	.703	MTO	27
CC2448C-S	.722	MTO	27
CC2448C-SB	.733	MTO	27
CC2448C-SBP	.780	MTO	27
CC2448C-SP	.770	MTO	27
CC2448C-SR	.772	MTO	27
CC2448C-SRP	.826	MTO	27
CC2448Z-S	.684	MTO	27
CC2448Z-SB	.693	MTO	27
CC2448Z-SBP	.741	MTO	27
CC2448Z-SP	.731	MTO	27
CC2448Z-SR	.734	MTO	27
CC2448Z-SRP	.786	MTO	27
CC2460C-S	.833	MTO	27
CC2460C-SB	.843	MTO	27
CC2460C-SBP	.890	MTO	27
CC2460C-SP	.881	MTO	27
CC2460C-SR	.882	MTO	27
CC2460C-SRP	.935	MTO	27
CC2460Z-S	.768	MTO	27
CC2460Z-SB	.778	MTO	27
CC2460Z-SBP	.823	MTO	27
CC2460Z-SP	.814	MTO	27
CC2460Z-SR	.816	MTO	27
CC2460Z-SRP	.870	MTO	27
CCP-2	.3045	MTO	166
CCP-3	.3450	MTO	166
CCP-4	.3560	MTO	166
CCS-60-1	.5395	MTO	218
CCS-60-2	.5045	MTO	218
CCS-66-1	.5599	MTO	218
CCS-66-2	.5250	MTO	218
CCS-66-3	.5120	MTO	218
CCS-66-4	.5587	MTO	218
CCS-72	.6173	MTO	218
CCS-72-1	.5791	MTO	218
CCS-72-2	.5324	MTO	218
CD-1	.925	MTO	113
CDF	.53	MTO	164
CDF-1	.91	MTO	164
CDHT2-120	.2897	MTO	166
CDHT2-208	.2897	MTO	166

100 Industrial Boulevard, Clayton, DE 19938-8903 U.S.A.
Phone: 800-441-8440 or 302-653-3000. Fax: 302-653-2065
http://www.eaglegrp.com

EAGLE GROUP
Profit from the Eagle Advantage®

Part List Number	Price	MTO/ MTS	Page No.
CDHT2-240	.2897	MTO	166
CDHT3-120	.3388	MTO	166
CDHT3-208	.3388	MTO	166
CDHT3-240	.3388	MTO	166
CDHT4-120	.4036	MTO	166
CDHT4-208	.4036	MTO	166
CDHT4-240	.4036	MTO	166
CDI-10-14-5-1	.371	MTS	139
CDI-10-14-9.5-1	.495	MTO	139
CDI-10-14-9.5-2	.865	MTO	139
CDI-10-14-9.5-3	.1280	MTO	139
CDI-12-14-9.5-1	.607	MTO	139
CDI-12-14-9.5-2	.1140	MTO	139
CDI-12-14-9.5-3	.1609	MTO	139
CDI-14-16-9.5-1	.678	MTO	139
CDI-14-16-9.5-2	.1174	MTO	139
CDI-14-16-9.5-3	.1739	MTO	139
CDI-15.38-19.75-8-1	.621	MTO	139
CDI-16-19-13.5-2	.1377	MTO	139
CDI-16-19-13.5-3	.2198	MTO	139
CDI-16-19-8-2	.1249	MTO	139
CDI-16-19-8-3	.2084	MTO	139
CDI-18-24-13.5-2	.1755	MTO	139
CDI-18-24-13.5-3	.2677	MTO	139
CDI-19-16-13.5-1	.904	MTO	139
CDI-19-16-8-1	.763	MTS	139
CDI-20-12-6.5-1	.592	MTO	139
CDI-22-22-13.5-1	.1136	MTO	139
CDI-22-22-13.5-2	.1772	MTO	139
CDI-24-18-13.5-1	.1114	MTO	139
CDI-24-24-13.5-1	.1166	MTO	139
CDI-24-24-13.5-2	.1848	MTO	139
CDTCIL-120-14/3	.5002	MTO	227
CDTCIL-120-16/3	.4242	MTO	227
CDTCIL-120-16/4	.4002	MTO	227
CDTCIL-48-14/3	.3428	MTO	227
CDTCIL-48-16/3	.2963	MTO	227
CDTCIL-48-16/4	.2709	MTO	227
CDTCIL-60-14/3	.3530	MTO	227
CDTCIL-60-16/3	.3039	MTO	227
CDTCIL-60-16/4	.2785	MTO	227
CDTCIL-72-14/3	.3686	MTO	227
CDTCIL-72-16/3	.3163	MTO	227
CDTCIL-72-16/4	.2911	MTO	227
CDTCIL-96-14/3	.3903	MTO	227
CDTCIL-96-16/3	.3330	MTO	227
CDTCIL-96-16/4	.3080	MTO	227
CDTCIR-120-14/3	.5002	MTO	227
CDTCIR-120-16/3	.4242	MTO	227
CDTCIR-120-16/4	.4002	MTO	227
CDTCIR-48-14/3	.3428	MTO	227
CDTCIR-48-16/3	.2963	MTO	227
CDTCIR-48-16/4	.2709	MTO	227
CDTCIR-60-14/3	.3530	MTO	227
CDTCIR-60-16/3	.3039	MTO	227
CDTCIR-60-16/4	.2785	MTO	227
CDTCIR-72-14/3	.3686	MTO	227
CDTCIR-72-16/3	.3163	MTO	227
CDTCIR-72-16/4	.2911	MTO	227
CDTCIR-96-14/3	.3903	MTO	227
CDTCIR-96-16/3	.3330	MTO	227
CDTCIR-96-16/4	.3080	MTO	227
CDTCL-120-14/3	.5203	MTO	227
CDTCL-120-16/3	.4424	MTO	227
CDTCL-120-16/4	.4186	MTO	227
CDTCL-48-14/3	.3529	MTO	227
CDTCL-48-16/3	.3055	MTO	227
CDTCL-48-16/4	.2802	MTO	227
CDTCL-60-14/3	.3630	MTO	227
CDTCL-60-16/3	.3128	MTO	227
CDTCL-60-16/4	.2877	MTO	227
CDTCL-72-14/3	.3787	MTO	227
CDTCL-72-16/3	.3255	MTO	227
CDTCL-72-16/4	.3003	MTO	227
CDTCL-84-14/3	.3963	MTO	227
CDTCL-84-16/3	.3382	MTO	227
CDTCL-84-16/4	.3133	MTO	227
CDTCL-96-14/3	.4007	MTO	227
CDTCL-96-16/3	.3424	MTO	227
CDTCL-96-16/4	.3175	MTO	227
CDTCR-120-14/3	.5203	MTO	227
CDTCR-120-16/3	.4424	MTO	227
CDTCR-120-16/4	.4186	MTO	227
CDTCR-48-14/3	.3529	MTO	227
CDTCR-48-16/3	.3055	MTO	227
CDTCR-48-16/4	.2802	MTO	227
CDTCR-60-14/3	.3630	MTO	227
CDTCR-60-16/3	.3128	MTO	227
CDTCR-60-16/4	.2877	MTO	227
CDTCR-72-14/3	.3787	MTO	227
CDTCR-72-16/3	.3255	MTO	227
CDTCR-72-16/4	.3003	MTO	227
CDTCR-84-14/3	.3963	MTO	227
CDTCR-84-16/3	.3382	MTO	227
CDTCR-84-16/4	.3133	MTO	227
CDTCR-96-14/3	.4007	MTO	227
CDTCR-96-16/3	.3424	MTO	227
CDTCR-96-16/4	.3175	MTO	227
CDTL-120-14/3	.2762	MTO	227
CDTL-120-16/3	.2279	MTO	227
CDTL-120-16/4	.2162	MTO	227
CDTL-24-14/3	.1317	MTO	227
CDTL-24-16/3	.1122	MTS	227
CDTL-24-16/4	.1034	MTS	227
CDTL-30-14/3	.1426	MTS	227
CDTL-30-16/3	.1196	MTS	227
CDTL-30-16/4	.1114	MTO	227
CDTL-36-14/3	.1599	MTO	227
CDTL-36-16/3	.1286	MTS	227
CDTL-36-16/4	.1200	MTS	227
CDTL-48-14/3	.1673	MTO	227
CDTL-48-16/3	.1402	MTS	227
CDTL-48-16/4	.1318	MTS	227
CDTL-60-14/3	.1783	MTO	227
CDTL-60-16/3	.1485	MTS	227
CDTL-60-16/4	.1400	MTS	227
CDTL-72-14/3	.1883	MTO	227
CDTL-72-16/3	.1557	MTS	227
CDTL-72-16/4	.1473	MTO	227
CDTL-84-14/3	.2058	MTO	227
CDTL-84-16/3	.1729	MTO	227
CDTL-84-16/4	.1605	MTO	227
CDTL-96-14/3	.2102	MTO	227
CDTL-96-16/3	.1875	MTO	227
CDTL-96-16/4	.1645	MTO	227
CDTR-120-14/3	.2762	MTO	227
CDTR-120-16/3	.2279	MTO	227
CDTR-120-16/4	.2162	MTO	227
CDTR-24-14/3	.1317	MTO	227
CDTR-24-16/3	.1122	MTS	227
CDTR-24-16/4	.1034	MTS	227
CDTR-30-14/3	.1426	MTS	227
CDTR-30-16/3	.1196	MTS	227
CDTR-30-16/4	.1114	MTO	227
CDTR-36-14/3	.1599	MTO	227
CDTR-36-16/3	.1286	MTS	227
CDTR-36-16/4	.1200	MTS	227
CDTR-48-14/3	.1673	MTO	227
CDTR-48-16/3	.1402	MTS	227
CDTR-48-16/4	.1318	MTS	227
CDTR-60-14/3	.1783	MTO	227
CDTR-60-16/3	.1485	MTS	227
CDTR-60-16/4	.1400	MTS	227
CDTR-72-14/3	.1883	MTO	227
CDTR-72-16/3	.1557	MTS	227
CDTR-72-16/4	.1473	MTO	227
CDTR-84-14/3	.2058	MTO	227
CDTR-84-16/3	.1729	MTO	227
CDTR-84-16/4	.1605	MTO	227
CDTR-96-14/3	.2102	MTO	227
CDTR-96-16/3	.1875	MTO	227
CDTR-96-16/4	.1645	MTO	227
CF1824-C	.73	MTO	25
CF1824-E	.86	MTO	25
CF1824-S	.192	MTO	25
CF1830-C	.75	MTO	25
CF1830-E	.91	MTS	25
CF1830-S	.213	MTO	25
CF1836-C	.76	MTO	25
CF1836-E	.92	MTO	25
CF1836-S	.217	MTO	25
CF1842-C	.78	MTO	25
CF1842-E	.94	MTO	25
CF1842-S	.221	MTO	25
CF1848-C	.79	MTO	25
CF1848-E	.95	MTS	25
CF1848-S	.225	MTO	25
CF1860-C	.90	MTO	25
CF1860-E	.108	MTS	25
CF1860-S	.260	MTO	25
CF1872-C	.100	MTO	25
CF1872-E	.122	MTO	25
CF1872-S	.286	MTO	25
CF2124-C	.74	MTO	25
CF2124-E	.88	MTO	25
CF2124-S	.205	MTO	25
CF2130-C	.76	MTO	25
CF2130-E	.92	MTO	25
CF2130-S	.213	MTO	25
CF2136-C	.78	MTO	25
CF2136-E	.94	MTO	25
CF2136-S	.216	MTO	25
CF2142-C	.80	MTO	25
CF2142-E	.97	MTO	25
CF2142-S	.226	MTO	25
CF2148-C	.81	MTO	25
CF2148-E	.98	MTO	25
CF2148-S	.228	MTO	25
CF2160-C	.96	MTO	25
CF2160-E	.116	MTO	25
CF2160-S	.268	MTO	25
CF2172-C	.134	MTO	25
CF2172-E	.163	MTO	25
CF2172-S	.296	MTO	25
CF2424-C	.76	MTO	25
CF2424-E	.92	MTO	25
CF2424-S	.213	MTO	25
CF2430-C	.78	MTO	25
CF2430-E	.94	MTO	25
CF2430-S	.220	MTO	25
CF2436-C	.80	MTO	25
CF2436-E	.97	MTO	25
CF2436-S	.225	MTO	25
CF2442-C	.81	MTO	25
CF2442-E	.98	MTO	25
CF2442-S	.234	MTO	25
CF2448-C	.84	MTO	25
CF2448-E	.100	MTS	25
CF2448-S	.237	MTO	25
CF2460-C	.100	MTO	25
CF2460-E	.122	MTS	25
CF2460-S	.274	MTO	25
CF2472-C	.140	MTO	25
CF2472-E	.169	MTO	25
CF2472-S	.303	MTO	25
CF3036-C	.86	MTO	25
CF3036-E	.104	MTO	25
CF3036-S	.274	MTO	25
CF3048-C	.89	MTO	25
CF3048-E	.108	MTO	25
CF3048-S	.286	MTO	25
CF3060-C	.93	MTO	25
CF3060-E	.129	MTO	25
CF3060-S	.330	MTO	25
CF3072-C	.129	MTO	25
CF3072-E	.180	MTO	25
CF3072-S	.364	MTO	25
CF3636-C	.93	MTO	25
CF3636-E	.113	MTO	25
CF3636-S	.283	MTO	25
CF3648-C	.96	MTO	25
CF3648-E	.116	MTO	25
CF3648-S	.295	MTO	25
CF3660-E	.139	MTO	25

Alphanumeric Index

Part List Number	Price	MTO/ MTS	Page No.
CF3660-S	.335	MTO	25
CF3672-E	.195	MTO	25
CF3672-S	.373	MTO	25
CH24	.58	MTO	28
CH30	.59	MTO	28
CH3000	13699	MTO	263
CH36	.64	MTO	28
CH42	.68	MTO	28
CH48	.73	MTO	28
CH54	.74	MTO	28
CH60	.77	MTO	28
CH6000	19752	MTO	263
CHT2424S	1236	MTO	111
CHT2430S	1324	MTO	111
CHT2436S	1436	MTO	111
CHT2448S	1598	MTO	111
CHT3030S	1402	MTO	111
CHT3036S	1556	MTO	111
CHT3048S	1761	MTO	111
CLAGGH-24-NG	1661	MTO	183
CLAGGH-36-NG	2124	MTO	183
CLAGGH-48-NG	2864	MTO	183
CLAGGHT-24-NG	2647	MTO	183
CLAGGHT-36-NG	3342	MTO	183
CLAGGHT-48-NG	4328	MTO	183
CLAGGHTS-24-NG	3427	MTO	183
CLAGGHTS-36-NG	4322	MTO	183
CLAGGHTS-48-NG	5443	MTO	183
CLC-208-2	1240	MTO	184
CLC-240-2	1240	MTO	184
CLCHRB-24-NG	2471	MTO	183
CLCHRB-36-NG	3410	MTO	183
CLCHRB-48-NG	4730	MTO	183
CLCHRBL-24-NG	1790	MTO	183
CLCHRBL-36-NG	2476	MTO	183
CLCHRBL-48-NG	3498	MTO	183
CLCW-120-2	1240	MTO	184
CLEF10-120	1551	MTO	184
CLEF102-240	3168	MTO	184
CLEF10-240	1846	MTO	184
CLEGH-24-240	2215	MTO	183
CLEGH-36-240	2799	MTO	183
CLEGH-48-240	3897	MTO	183
CLH-C	.11	MTO	28
CLHP-2-NG	1086	MTO	184
CLHP-4-NG	1747	MTO	184
CLHP-6-NG	2517	MTO	184
CLUHP-2-NG	1473	MTO	184
CLUHP-4-NG	2104	MTO	184
CLUHP-6-NG	3054	MTO	184
CM108APR	1123	MTO	106
CM108PR	1564	MTO	106
CM120APR	1136	MTO	106
CM120PR	1649	MTO	106
CM132APR	1196	MTO	106
CM132PR	1672	MTO	106
CM144APR	1220	MTO	106
CM144PR	1908	MTO	106
CM36APR	648	MTO	106
CM36PR	828	MTO	106
CM48APR	681	MTS	106
CM48PR	865	MTO	106
CM60APR	712	MTS	106
CM60PR	923	MTO	106
CM72APR	752	MTS	106
CM72PR	977	MTS	106
CM84APR	931	MTO	106
CM84PR	1188	MTO	106
CM96APR	960	MTO	106
CM96PR	1242	MTO	106
COLLAR PLUG	.5	MTO	21
CP-3	1410	MTO	159
CP-4	1730	MTO	159
CP-5	1995	MTO	159
CP14-BL	.15	MTO	45,67
CP14-C	.15	MTO	9,45,67
CP14-E	.17	MTO	9
CP14-R	.15	MTO	45,67
CP14-S	.35	MTO	9
CP14-V	.17	MTO	9
CP14-VG	.17	MTO	9
CP14-W	.15	MTO	45,67
CP14-Z	.15	MTO	9
CP18-C	.17	MTO	9
CP18-E	.20	MTO	9
CP18-S	.41	MTO	9
CP18-V	.18	MTO	9
CP18-VG	.18	MTO	9
CP18-Z	.16	MTO	9
CP33-BL	.18	MTO	45,67
CP33-C	.18	MTS	9,45,67
CP33-E	.23	MTO	9
CP33-R	.18	MTO	45,67
CP33-S	.55	MTS	9
CP33-V	.19	MTO	9
CP33-VG	.19	MTO	9
CP33-W	.18	MTO	45,67
CP33-Z	.18	MTS	9
CP3CB	4317	MTO	159
CP3OB	3370	MTO	159
CP4CB	4815	MTO	159
CP4OB	3654	MTO	159
CP54-BL	.22	MTS	45,67
CP54-C	.22	MTS	9,45,67
CP54-E	.24	MTO	9
CP54-R	.22	MTO	45,67
CP54-S	.64	MTO	9
CP54-V	.23	MTO	9
CP54-VG	.23	MTO	9
CP54-W	.22	MTO	45,67
CP54-Z	.22	MTS	9
CP5CB	5111	MTO	159
CP5OB	3858	MTO	159
CP63-BL	.23	MTO	45,67
CP63-C	.23	MTS	9,45,67
CP63-E	.27	MTS	9
CP63-R	.23	MTO	45,67
CP63-S	.68	MTS	9
CP63-V	.25	MTS	9
CP63-VG	.25	MTS	9
CP63-W	.23	MTO	45,67
CP63-Z	.23	MTS	9
CP7-BL	.12	MTO	45,67
CP7-C	.12	MTO	9,45,67
CP7-E	.14	MTO	9
CP7-R	.12	MTO	45,67
CP7-S	.32	MTO	9
CP7-V	.14	MTO	9
CP7-VG	.14	MTO	9
CP7-W	.12	MTO	45,67
CP7-Z	.12	MTO	9
CP74-BL	.26	MTO	45,67
CP74-C	.26	MTS	9,45,67
CP74-E	.29	MTS	9
CP74-R	.26	MTO	45,67
CP74-S	.77	MTS	9
CP74-V	.27	MTS	9
CP74-VG	.27	MTS	9
CP74-W	.26	MTO	45,67
CP74-Z	.26	MTS	9
CP86-BL	.31	MTO	45,67
CP86-C	.31	MTS	9,45,67
CP86-E	.34	MTS	9
CP86-R	.31	MTO	45,67
CP86-S	.92	MTO	9
CP86-V	.33	MTO	9
CP86-VG	.33	MTO	9
CP86-W	.31	MTO	45,67
CP86-Z	.31	MTS	9
CPB5-200	.30	MTO	32
CPB5-250	.47	MTO	32
CPB5P-300	.46	MTO	32
CPB5P-500	.87	MTO	32
CPB5S-300	184	MTO	32
CPB6-500	.93	MTO	32
CPB6P-600	.79	MTO	32
CPB6Z-800	.87	MTO	32
CPB8P-700	104	MTO	32
CPB8Z-900	.93	MTO	32
CPCM5S-300	214	MTO	32
CPL6Z-800	166	MTO	32
CPL8Z-900	172	MTO	32
CPP14-S	.24	MTS	54
CPP14-Z	.23	MTS	54
CPP33-S	.35	MTO	54
CPP33-Z	.32	MTS	54
CPP54-S	.37	MTO	54
CPP54-Z	.34	MTS	54
CPP63-S	.42	MTS	54
CPP63-Z	.37	MTS	54
CPP74-S	.48	MTS	54
CPP74-Z	.42	MTS	54
CPP86-S	.55	MTS	54
CPP86-Z	.48	MTO	54
CPR5-200	.30	MTO	32
CPR5-250	.47	MTO	32
CPR5P-300	.46	MTO	32
CPR5P-500	.87	MTO	32
CPR6-500	.93	MTO	32
CPR6P-600	.79	MTO	32
CPR6Z-800	.65	MTO	32
CPR8P-700	104	MTO	32
CPR8Z-900	.74	MTO	32
CPS5-200	.26	MTO	32
CPS5-250	.43	MTO	32
CPS5P-300	.43	MTO	32
CPS5P-500	.76	MTO	32
CPS5S-300	157	MTO	32
CPS6-500	.81	MTO	32
CPS6P-600	.64	MTO	32
CPS6Z-800	.72	MTO	32
CPS8P-700	.93	MTO	32
CPS8Z-900	.80	MTO	32
CPSB5-250	.86	MTO	31
CPSS5-250	.80	MTO	31
CR2D	147	MTO	38
CR4D	164	MTO	38
CRC	110	MTS	15,26
CRC2	1329	MTO	15
CRC3	1669	MTO	15
CRC4	2193	MTO	15
CRR24-C	.99	MTO	40
CS-1	1683	MTO	167
CS1224-BL	.56	MTO	46,68
CS1224-C	.56	MTO	15,46,68
CS1224-R	.56	MTO	46,68
CS1224-S	200	MTO	15
CS1224-W	.56	MTO	46,68
CS1230-BL	.62	MTO	46,68
CS1230-C	.62	MTO	15,46,68
CS1230-R	.62	MTO	46,68
CS1230-S	215	MTO	15
CS1230-W	.62	MTO	46,68
CS1236-BL	.70	MTO	46,68
CS1236-C	.70	MTO	15,46,68
CS1236-R	.70	MTO	46,68
CS1236-S	229	MTO	15
CS1236-W	.70	MTO	46,68
CS1242-BL	.79	MTO	46,68
CS1242-C	.79	MTO	15,46,68
CS1242-R	.79	MTO	46,68
CS1242-S	242	MTO	15
CS1242-W	.79	MTO	46,68
CS1248-BL	.81	MTO	46,68
CS1248-C	.81	MTO	15,46,68
CS1248-R	.81	MTO	46,68
CS1248-S	254	MTO	15
CS1248-W	.81	MTO	46,68
CS1254-BL	.86	MTO	46,68
CS1254-C	.86	MTO	15,46,68
CS1254-R	.86	MTO	46,68
CS1254-S	271	MTO	15
CS1254-W	.86	MTO	46,68
CS1260-BL	.93	MTO	46,68

100 Industrial Boulevard, Clayton, DE 19938-8903 U.S.A.
Phone: 800-441-8440 or 302-653-3000. Fax: 302-653-2065
http://www.eaglegrp.com

EAGLE GROUP
Profit from the Eagle Advantage®

Part List Number	Price	MTO/ MTS	Page No.
CS1260-C	.93	MTO	15,46,68
CS1260-R	.93	MTO	46,68
CS1260-S	.300	MTO	15
CS1260-W	.93	MTO	46,68
CS42-32L	.7820	MTO	218
CS42-32R	.7820	MTO	218
CSB5-300	.47	MTO	31
CSB5P-300	.45	MTO	31
CSB5PS-300	.194	MTO	31
CSB5S-200	.161	MTO	31
CSC2436	.1408	MTS	35
CSC2436E	.1723	MTS	35
CSC2436S	.3442	MTO	35
CSC2448	.1695	MTS	35
CSC2448E	.2091	MTS	35
CSC2448S	.4197	MTO	35
CSC2460	.1994	MTS	35
CSC2460E	.2253	MTO	35
CSC2460S	.4343	MTO	35
CSC3036	.2023	MTO	35
CSC3036E	.2256	MTO	35
CSC3036S	.4846	MTO	35
CSC3048	.2442	MTO	35
CSC3048E	.2740	MTO	35
CSC3048S	.5913	MTO	35
CSC3060	.2638	MTS	35
CSC3060E	.2949	MTO	35
CSC3060S	.6159	MTO	35
CSI-1430	.64	MTO	45,67
CSI-1436	.68	MTO	45,67
CSI-1448	.82	MTS	45,67
CSI-1460	.106	MTO	45,67
CSI-1836	.71	MTO	45,67
CSI-1848	.85	MTO	45,67
CSI-1860	.98	MTO	45,67
CSI-1872	.112	MTO	45,67
CSI-2136	.75	MTO	45,67
CSI-2148	.88	MTO	45,67
CSI-2160	.100	MTO	45,67
CSI-2172	.114	MTO	45,67
CSI-2424	.65	MTO	45,67
CSI-2430	.68	MTO	45,67
CSI-2436	.78	MTO	45,67
CSI-2448	.91	MTO	45,67
CSI-2454	.101	MTO	45,67
CSI-2460	.115	MTO	45,67
CSI-2472	.126	MTO	45,67
CSI-3060	.181	MTO	45,67
CSI-3072	.185	MTO	45,67
CSR5-300	.45	MTO	31
CSR5P-300	.46	MTO	31
CSR5PS-300	.145	MTO	31
CSR5S-200	.116	MTO	31
CSS4-125	.29	MTO	31
CSS5-125	.34	MTO	31
CSS5-300	.40	MTO	31
CSS5P-300	.41	MTO	31
CSS5PS-300	.173	MTO	31
CSS5S-200	.140	MTO	31
CT24108S	.2333	MTO	110
CT24108S-BS	.2400	MTO	110
CT24120S	.2522	MTO	110
CT24120S-BS	.2542	MTO	110
CT2436S	.1114	MTO	110
CT2436S-BS	.1122	MTO	110
CT2448S	.1236	MTO	110
CT2448S-BS	.1248	MTO	110
CT2460S	.1346	MTO	110
CT2460S-BS	.1363	MTO	110
CT2472S	.1800	MTO	110
CT2472S-BS	.1815	MTO	110
CT2484S	.2005	MTO	110
CT2484S-BS	.2080	MTO	110
CT2496S	.2211	MTO	110
CT2496S-BS	.2267	MTO	110
CT30108S	.2461	MTO	110
CT30108S-BS	.2555	MTO	110
CT30120S	.2589	MTO	110
CT30120S-BS	.2616	MTO	110
CT3036S	.1187	MTO	110
CT3036S-BS	.1200	MTO	110
CT3048S	.1319	MTO	110
CT3048S-BS	.1334	MTO	110
CT3060S	.1442	MTO	110
CT3060S-BS	.1457	MTO	110
CT3072S	.1906	MTO	110
CT3072S-BS	.1938	MTO	110
CT3084S	.2192	MTO	110
CT3084S-BS	.2268	MTO	110
CT3096S	.2293	MTO	110
CT3096S-BS	.2436	MTO	110
CV-54-1836	.171	MTO	29
CV-54-1848	.171	MTO	29
CV-54-1860	.192	MTO	29
CV-54-2148	.233	MTO	29
CV-54-2160	.209	MTO	29
CV-54-2436	.195	MTO	29
CV-54-2448	.196	MTO	29
CV-54-2460	.209	MTO	29
CV-54-2472	.222	MTO	29
CV-63-1836	.194	MTO	29
CV-63-1848	.194	MTO	29
CV-63-1860	.198	MTO	29
CV-63-2148	.238	MTO	29
CV-63-2160	.220	MTO	29
CV-63-2436	.233	MTO	29
CV-63-2448	.238	MTO	29
CV-63-2460	.242	MTO	29
CV-63-2472	.237	MTO	29
CV-74-2148	.219	MTO	29
CV-74-2160	.251	MTO	29
CV-74-2436	.244	MTO	29
CV-74-2448	.255	MTO	29
CV-74-2460	.251	MTO	29
CV-74-2472	.274	MTO	29
CV-86-2436	.249	MTO	29
CV-86-2448	.259	MTO	29
CV-86-2460	.260	MTO	29
CV-86-2472	.281	MTO	29
CVC-54-1836	.214	MTO	29
CVC-54-1848	.224	MTO	29
CVC-54-1860	.215	MTO	29
CVC-54-2148	.262	MTO	29
CVC-54-2160	.269	MTO	29
CVC-54-2436	.264	MTO	29
CVC-54-2448	.268	MTO	29
CVC-54-2460	.269	MTO	29
CVC-54-2472	.314	MTO	29
CVC-63-1836	.218	MTO	29
CVC-63-1848	.229	MTO	29
CVC-63-1860	.219	MTO	29
CVC-63-2148	.265	MTO	29
CVC-63-2160	.273	MTO	29
CVC-63-2436	.273	MTO	29
CVC-63-2448	.277	MTO	29
CVC-63-2460	.275	MTO	29
CVC-63-2472	.315	MTO	29
CVC-74-2148	.285	MTO	29
CVC-74-2160	.285	MTO	29
CVC-74-2436	.285	MTO	29
CVC-74-2448	.285	MTO	29
CVC-74-2460	.285	MTO	29
CVC-74-2472	.321	MTO	29
CVC-86-2436	.289	MTO	29
CVC-86-2448	.294	MTO	29
CVC-86-2460	.308	MTO	29
CVC-86-2472	.328	MTO	29
CWS4-18L	.1349	MTO	199
CWS4-18L-7	.2563	MTO	199
CWS4-18R	.1349	MTO	199
CWS4-18R-7	.2563	MTO	199
CWS4-22L	.1439	MTO	203
CWS4-22L-7	.2654	MTO	203
CWS4-22R	.1439	MTO	203
CWS4-22R-7	.2654	MTO	203
CWS5-18L	.1496	MTO	199
CWS5-18L-7	.3268	MTO	199
CWS5-18R	.1496	MTO	199
CWS5-18R-7	.3268	MTO	199
CWS5-22L	.1639	MTO	203
CWS5-22L-7	.3285	MTO	203
CWS5-22R	.1639	MTO	203
CWS5-22R-7	.3285	MTO	203
CZ-54-1836	.171	MTO	29
CZ-54-1836-T	.249	MTO	29
CZ-54-1848	.171	MTO	29
CZ-54-1848-T	.262	MTO	29
CZ-54-1860	.192	MTO	29
CZ-54-2148	.196	MTO	29
CZ-54-2160	.209	MTO	29
CZ-54-2424-T	.267	MTO	29
CZ-54-2436	.214	MTO	29
CZ-54-2436-T	.315	MTO	29
CZ-54-2448	.214	MTO	29
CZ-54-2448-T	.323	MTO	29
CZ-54-2460	.209	MTO	29
CZ-54-2460-T	.332	MTO	29
CZ-54-2472	.222	MTO	29
CZ-63-1836	.175	MTO	29
CZ-63-1836-T	.257	MTO	29
CZ-63-1848	.194	MTO	29
CZ-63-1848-T	.279	MTO	29
CZ-63-1860	.197	MTO	29
CZ-63-2148	.233	MTO	29
CZ-63-2160	.233	MTO	29
CZ-63-2424-T	.277	MTO	29
CZ-63-2436	.238	MTO	29
CZ-63-2436-T	.319	MTO	29
CZ-63-2448	.218	MTO	29
CZ-63-2448-T	.327	MTO	29
CZ-63-2460	.233	MTO	29
CZ-63-2460-T	.338	MTO	29
CZ-63-2472	.255	MTO	29
CZ-74-2148	.235	MTO	29
CZ-74-2160	.278	MTO	29
CZ-74-2436	.229	MTO	29
CZ-74-2448	.255	MTO	29
CZ-74-2460	.251	MTO	29
CZ-74-2472	.252	MTO	29
CZ-86-2436	.237	MTO	29
CZ-86-2448	.258	MTO	29
CZ-86-2460	.255	MTO	29
CZ-86-2472	.267	MTO	29
CZC-54-1836	.214	MTO	29
CZC-54-1848	.219	MTO	29
CZC-54-1860	.229	MTO	29
CZC-54-2148	.246	MTO	29
CZC-54-2160	.269	MTO	29
CZC-54-2436	.262	MTO	29
CZC-54-2448	.267	MTO	29
CZC-54-2460	.269	MTO	29
CZC-54-2472	.297	MTO	29
CZC-63-1836	.215	MTO	29
CZC-63-1848	.224	MTO	29
CZC-63-1860	.234	MTO	29
CZC-63-2148	.262	MTO	29
CZC-63-2160	.262	MTO	29
CZC-63-2436	.267	MTO	29
CZC-63-2448	.273	MTO	29
CZC-63-2460	.278	MTO	29
CZC-63-2472	.303	MTO	29
CZC-74-2148	.285	MTO	29
CZC-74-2160	.276	MTO	29
CZC-74-2436	.273	MTO	29
CZC-74-2448	.285	MTO	29
CZC-74-2460	.289	MTO	29
CZC-74-2472	.308	MTO	29
CZC-86-2436	.277	MTO	29
CZC-86-2448	.308	MTO	29
CZC-86-2460	.292	MTO	29
CZC-86-2472	.313	MTO	29
D10	.27	MTO	49,72
D12	.29	MTO	49,72
D14	.31	MTO	49,72

Alphanumeric Index

Part List Number	Price	MTO/ MTS	Page No.
D1436BL	.69	MTO	14,48,69
D1436C	.69	MTO	14,48,69
D1436R	.69	MTO	14,48,69
D1436W	.69	MTO	14,48,69
D1436Z	.63	MTO	14,48,69
D1448BL	.80	MTO	14,48,69
D1448C	.80	MTO	14,48,69
D1448R	.80	MTO	14,48,69
D1448W	.80	MTO	14,48,69
D1448Z	.71	MTO	14,48,69
D16	.32	MTO	49,72
D18	.34	MTO	49,72
D1836BL	.74	MTO	14,48,69
D1836C	.74	MTO	14,48,69
D1836R	.74	MTO	14,48,69
D1836W	.74	MTO	14,48,69
D1836Z	.72	MTO	14,48,69
D1848BL	.87	MTO	14,48,69
D1848C	.87	MTO	14,48,69
D1848R	.87	MTO	14,48,69
D1848W	.87	MTO	14,48,69
D1848Z	.82	MTO	14,48,69
D20	.40	MTO	49,72
D2136BL	.86	MTO	14,48,69
D2136C	.86	MTO	14,48,69
D2136R	.86	MTO	14,48,69
D2136W	.86	MTO	14,48,69
D2136Z	.79	MTO	14,48,69
D2148BL	.97	MTO	14,48,69
D2148C	.97	MTO	14,48,69
D2148R	.97	MTO	14,48,69
D2148W	.97	MTO	14,48,69
D2148Z	.89	MTO	14,48,69
D2436BL	.89	MTO	14,48,69
D2436C	.89	MTO	14,48,69
D2436R	.89	MTO	14,48,69
D2436W	.89	MTO	14,48,69
D2436Z	.85	MTO	14,48,69
D2448BL	.106	MTO	14,48,69
D2448C	.106	MTO	14,48,69
D2448R	.106	MTO	14,48,69
D2448W	.106	MTO	14,48,69
D2448Z	.98	MTO	14,48,69
DA6-BL	.22	MTO	46,68
DA6-C	.22	MTO	46,68
DA6-R	.22	MTO	46,68
DA6-W	.22	MTO	46,68
DA6-Z	.22	MTO	46,68
DB	.98	MTO	38
DC1832C-B	.1273	MTO	75
DC1832C-M	.971	MTO	75
DC24E-RSU	.540	MTO	174
DC24E-RSUL	.729	MTO	174
DC24I-RSU	.540	MTO	174
DC24I-RSUL	.729	MTO	174
DC24-TS-SRS	.683	MTO	174
DC24-TS-TS	.683	MTO	174
DC24-TS-TSR	.683	MTO	174
DC24-WS-MT	.685	MTO	174
DC24-WS-PT	.629	MTO	174
DC24-WS-ST	.660	MTO	174
DC2-ES	.226	MTO	180
DC2-FS	.857	MTO	180
DC2-RS	.245	MTO	180
DC2-RSU	.615	MTO	178
DC2-RSUL	.829	MTO	178
DC2-SO-DT	.3157	MTO	179
DC2-SO-ST	.1374	MTO	179
DC2-TS-SRS	.1239	MTO	178
DC2-TS-TS	.823	MTO	178
DC2-TS-TSR	.823	MTO	178
DC2-WS-MT	.778	MTO	179
DC2-WS-PT	.755	MTO	179
DC2-WS-RL	.878	MTO	179
DC2-WS-ST	.789	MTO	179
DC36E-RSU	.648	MTO	174
DC36E-RSUL	.874	MTO	174
DC3-FS	.891	MTO	180
DC3-RS	.271	MTO	180
DC3-RSU	.688	MTO	178
DC3-RSUL	.901	MTO	178
DC3-SO-DT	.3342	MTO	179
DC3-SO-ST	.1584	MTO	179
DC3-TS-SRS	.1330	MTO	178
DC3-TS-TS	.885	MTO	178
DC3-TS-TSR	.885	MTO	178
DC3-WS-MT	.838	MTO	179
DC3-WS-PT	.868	MTO	179
DC3-WS-RL	.1011	MTO	179
DC3-WS-ST	.912	MTO	179
DC4-FS	.912	MTO	180
DC4-RS	.297	MTO	180
DC4-RSU	.823	MTO	178
DC4-RSUL	.1036	MTO	178
DC4-SO-DT	.4286	MTO	179
DC4-SO-ST	.2326	MTO	179
DC4-TS-SRS	.1432	MTO	178
DC4-TS-TS	.951	MTO	178
DC4-TS-TSR	.951	MTO	178
DC4-WS-MT	.900	MTO	179
DC4-WS-PT	.982	MTO	179
DC4-WS-RL	.1140	MTO	179
DC4-WS-ST	.1027	MTO	179
DC5-FS	.981	MTO	180
DC5-RS	.359	MTO	180
DC5-RSU	.988	MTO	178
DC5-RSUL	.1203	MTO	178
DC5-SO-DT	.5193	MTO	179
DC5-SO-ST	.2675	MTO	179
DC5-TS-SRS	.1575	MTO	178
DC5-TS-TS	.1046	MTO	178
DC5-TS-TSR	.1046	MTO	178
DC5-WS-MT	.990	MTO	179
DC5-WS-PT	.1090	MTO	179
DC5-WS-RL	.1270	MTO	179
DC5-WS-ST	.1138	MTO	179
DC6-FS	.1123	MTO	180
DC6-RS	.507	MTO	180
DC6-RSU	.1170	MTO	178
DC6-RSUL	.1384	MTO	178
DC6-SO-DT	.5980	MTO	179
DC6-SO-ST	.3196	MTO	179
DC6-TS-SRS	.1917	MTO	178
DC6-TS-TS	.1285	MTO	178
DC6-TS-TSR	.1285	MTO	178
DC6-WS-MT	.1215	MTO	179
DC6-WS-PT	.1337	MTO	179
DC6-WS-RL	.1557	MTO	179
DC6-WS-ST	.1397	MTO	179
DCE-TS-SRS	.1034	MTO	178
DCE-TS-TS	.683	MTO	178
DCE-TS-TSR	.683	MTO	178
DCE-WS-MT	.651	MTO	179
DCE-WS-PT	.629	MTO	179
DCE-WS-RL	.733	MTO	179
DCE-WS-ST	.660	MTO	179
DCOC-TS-SRS	.1745	MTO	175
DCOC-TS-TR	.1165	MTO	175
DCOC-TS-TS	.1165	MTO	175
DCOC-WS-MT	.239	MTO	175
DCOC-WS-ST	.210	MTO	175
DCS1620TD	.4502	MTO	176
DCS1620TDS	.5942	MTO	176
DCS2020RD	.4616	MTO	176
DCS2020RDS	.5245	MTO	176
DCS2-BDU	.4659	MTO	175
DCS2-BSU	.3888	MTO	175
DCS2-CFUI	.4635	MTO	171
DCS2-CFUR	.7049	MTO	171
DCS2-CFURN	.8195	MTO	171
DCS2-CSU	.8112	MTO	172
DCS2-DSG-BDT	.4342	MTO	180
DCS2-DSG-BST	.3487	MTO	180
DCS2-DSG-CDT	.4449	MTO	180
DCS2-DSG-CST	.2102	MTO	180
DCS2-FTU	.7580	MTO	175
DCS2-HFU-A	.5668	MTO	170
DCS2-HFU-B	.5668	MTO	170
DCS2-HFU-C	.5668	MTO	170
DCS2-ICU	.8912	MTO	174
DCS2-STU	.2974	MTO	172
DCS2-TPU	.3098	MTO	176
DCS2-TSU	.6462	MTO	176
DCS3030-CO	.6630	MTO	176
DCS3030-TSND	.9597	MTO	176
DCS3-BDU	.5350	MTO	175
DCS3-BSU	.4422	MTO	175
DCS3-CFUI	.5227	MTO	171
DCS3-CFUR	.7825	MTO	171
DCS3-CFURN	.9010	MTO	171
DCS3-DSG-BDT	.5267	MTO	180
DCS3-DSG-BST	.4024	MTO	180
DCS3-DSG-CDT	.5267	MTO	180
DCS3-DSG-CST	.2421	MTO	180
DCS3-EMU	.14203	MTO	172
DCS3-FTU	.8479	MTO	175
DCS3-HFU-A	.6834	MTO	170
DCS3-HFU-B	.6834	MTO	170
DCS3-HFU-C	.6834	MTO	170
DCS3-HS	.6742	MTO	173
DCS3-ICU	.10359	MTO	174
DCS3-STU	.3361	MTO	172
DCS4-BDU	.6060	MTO	175
DCS4-BSU	.4947	MTO	175
DCS4-CFRB	.13646	MTO	171
DCS4-CFUI	.6057	MTO	171
DCS4-CFUR	.8893	MTO	171
DCS4-CFURN	.9879	MTO	171
DCS4-DSG-BDT	.6088	MTO	180
DCS4-DSG-BST	.4556	MTO	180
DCS4-DSG-CDT	.5979	MTO	180
DCS4-DSG-CST	.2742	MTO	180
DCS4-FTU	.9391	MTO	175
DCS4-HFU-B	.8238	MTO	170
DCS4-HFU-C	.8238	MTO	170
DCS4-HS	.7435	MTO	173
DCS4-STU	.3801	MTO	172
DCS4-STURB	.15572	MTO	172
DCS5-BDU	.6703	MTO	175
DCS5-BSU	.5514	MTO	175
DCS5-CFRB	.17413	MTO	171
DCS5-CFUI	.6850	MTO	171
DCS5-CFUR	.9849	MTO	171
DCS5-CFURN	.11082	MTO	171
DCS5-DSG-BDT	.9609	MTO	180
DCS5-DSG-BST	.6942	MTO	180
DCS5-DSG-CDT	.9326	MTO	180
DCS5-DSG-CST	.4057	MTO	180
DCS5-FTU	.10257	MTO	175
DCS5-HFU-B	.9651	MTO	170
DCS5-HFU-C	.9651	MTO	170
DCS5-HS	.7835	MTO	173
DCS5-STU	.4296	MTO	172
DCS5-STURB	.19907	MTO	172
DCS6-CFUI	.7851	MTO	171
DCS6-CFUR	.11050	MTO	171
DCS6-CFURN	.12293	MTO	171
DCS6-DSG-BDT	.11498	MTO	180
DCS6-DSG-BST	.8011	MTO	180
DCS6-DSG-CDT	.11000	MTO	180
DCS6-DSG-CST	.4556	MTO	180
DCS6-FTU	.11982	MTO	175
DCS6-HFU-B	.11372	MTO	170
DCS6-HFU-C	.11372	MTO	170
DCS6-HS	.8739	MTO	173
DCS6-STU	.5054	MTO	172
DCSC-CTU-IC	.2498	MTO	175
DCSC-CTU-IM	.2628	MTO	175
DCSC-CTU-OC	.2498	MTO	175
DCSC-CTU-OM	.2628	MTO	175
DCS-CUEL-24	.4099	MTO	174
DCS-CUEL-36	.6395	MTO	174
DCS-CUER-24	.4099	MTO	174
DCS-CUER-36	.6395	MTO	174

100 Industrial Boulevard, Clayton, DE 19938-8903 U.S.A.
Phone: 800-441-8440 or 302-653-3000. Fax: 302-653-2065
http://www.eaglegrp.com

EAGLE GROUP
Profit from the Eagle Advantage®

Part List Number	Price	MTO/ MTS	Page No.
DCS-CUI-24	.4099	MTO	174
DCS-CUI-36	.6395	MTO	174
DCS-PUD-2T	.4591	MTO	177
DCS-PUD-2TH	.6674	MTO	177
DCS-PUD-3T	.5116	MTO	177
DCS-PUD-3TH	.7995	MTO	177
DCS-PUD-4T	.5891	MTO	177
DCS-PUD-4TH	.9726	MTO	177
DCS-PUD-5T	.7628	MTO	177
DCS-PUD-5TH	.11795	MTO	177
DCS-PUDT-CS	.4554	MTO	177
DCS-PUDT-CSH	.6561	MTO	177
DDFT-10	.1311	MTO	41
DDFT-11	.1426	MTO	41
DDFT-12	.1541	MTO	41
DDFT-13	.1656	MTO	41
DDFT-14	.1770	MTO	41
DDFT-15	.1885	MTO	41
DDFT-16	.1999	MTO	41
DDFT-17	.2114	MTO	41
DDFT-18	.2229	MTO	41
DDFT-19	.2343	MTO	41
DDFT-20	.2458	MTO	41
DDFT-21	.2572	MTO	41
DDFT-6	.854	MTO	41
DDFT-7	.968	MTO	41
DDFT-8	.1082	MTO	41
DDFT-9	.1197	MTO	41
DDSK-18	.1019	MTO	41
DDSK-21	.1048	MTO	41
DDSK-24	.1086	MTO	41
DDSK-30	.1192	MTO	41
DDSK-36	.1518	MTO	41
DDSKATB-S	.355	MTO	41
DF1836-A	.342	MTO	34
DF1836-C	.605	MTO	34
DF1842-A	.363	MTO	34
DF1842-C	.625	MTO	34
DF1848-A	.371	MTO	34
DF1848-C	.645	MTO	34
DF1860-A	.412	MTO	34
DF1860-C	.685	MTO	34
DF1872-A	.475	MTO	34
DF1872-C	.729	MTO	34
DF2136-A	.363	MTO	34
DF2136-C	.627	MTO	34
DF2142-A	.377	MTO	34
DF2142-C	.649	MTO	34
DF2148-A	.388	MTO	34
DF2148-C	.673	MTO	34
DF2160-A	.420	MTO	34
DF2160-C	.711	MTO	34
DF2172-A	.446	MTO	34
DF2172-C	.816	MTO	34
DF2436-A	.367	MTO	34
DF2436-C	.625	MTO	34
DF2442-A	.380	MTO	34
DF2442-C	.642	MTO	34
DF2448-A	.398	MTO	34
DF2448-C	.669	MTO	34
DF2460-A	.429	MTS	34
DF2460-C	.711	MTO	34
DF2472-A	.504	MTO	34
DF2472-C	.809	MTO	34
DHT2-120	.1509	MTS	153
DHT2-208	.1509	MTO	153
DHT2-240	.1509	MTO	153
DHT3-120	.1701	MTS	153
DHT3-208	.1701	MTS	153
DHT3-240	.1701	MTS	153
DHT4-120	.2312	MTS	153
DHT4-208	.2312	MTS	153
DHT4-240	.2312	MTS	153
DHT5-208	.2907	MTS	153
DHT5-240	.2907	MTS	153
DIC1420	.1167	MTO	211
DIC1626	.1473	MTO	211
DIC2014	.1167	MTO	211
DIC2616	.1473	MTO	211
DOS10108-14/3	.2105	MTO	98
DOS10108-16/3	.1916	MTO	98
DOS10108-16/4	.1607	MTO	98
DOS10120-14/3	.2173	MTO	98
DOS10120-16/3	.1976	MTO	98
DOS10120-16/4	.1641	MTO	98
DOS10132-14/3	.2332	MTO	98
DOS10132-16/3	.2120	MTO	98
DOS10132-16/4	.1749	MTO	98
DOS10144-14/3	.2393	MTO	98
DOS10144-16/3	.2175	MTO	98
DOS10144-16/4	.1780	MTO	98
DOS1036-14/3	.1214	MTO	98
DOS1036-16/3	.1104	MTO	98
DOS1036-16/4	.986	MTO	98
DOS1048-14/3	.1279	MTO	98
DOS1048-16/3	.1161	MTO	98
DOS1048-16/4	.1017	MTO	98
DOS1060-14/3	.1395	MTO	98
DOS1060-16/3	.1267	MTO	98
DOS1060-16/4	.1093	MTO	98
DOS1072-14/3	.1505	MTO	98
DOS1072-16/3	.1370	MTO	98
DOS1072-16/4	.1161	MTO	98
DOS1084-14/3	.1613	MTO	98
DOS1084-16/3	.1466	MTO	98
DOS1084-16/4	.1229	MTO	98
DOS1096-14/3	.1951	MTO	98
DOS1096-16/3	.1774	MTO	98
DOS1096-16/4	.1501	MTO	98
DOS12108-14/3	.2136	MTO	98
DOS12108-16/3	.1943	MTO	98
DOS12108-16/4	.1732	MTO	98
DOS12120-14/3	.2245	MTO	98
DOS12120-16/3	.2040	MTO	98
DOS12120-16/4	.1764	MTO	98
DOS12132-14/3	.2495	MTO	98
DOS12132-16/3	.2267	MTO	98
DOS12132-16/4	.1893	MTO	98
DOS12144-14/3	.2560	MTO	98
DOS12144-16/3	.2328	MTO	98
DOS12144-16/4	.1924	MTO	98
DOS1236-14/3	.1346	MTO	98
DOS1236-16/3	.1160	MTO	98
DOS1236-16/4	.1042	MTO	98
DOS1248-14/3	.1445	MTO	98
DOS1248-16/3	.1248	MTO	98
DOS1248-16/4	.1072	MTO	98
DOS1260-14/3	.1554	MTO	98
DOS1260-16/3	.1340	MTO	98
DOS1260-16/4	.1155	MTO	98
DOS1272-14/3	.1670	MTO	98
DOS1272-16/3	.1436	MTO	98
DOS1272-16/4	.1238	MTO	98
DOS1284-14/3	.1795	MTO	98
DOS1284-16/3	.1574	MTO	98
DOS1284-16/4	.1317	MTO	98
DOS1296-14/3	.1987	MTO	98
DOS1296-16/3	.1863	MTO	98
DOS1296-16/4	.1600	MTO	98
DOS-HT2	.1186	MTO	162
DOS-HT3	.1306	MTO	162
DOS-HT4	.1344	MTO	162
DOS-HT5	.1732	MTO	162
DOS-HT6	.1803	MTO	162
DP-10	.718	MTS	124
DP1218-W	.22	MTO	248
DP1826-W	.29	MTO	248
DP-20	.1492	MTO	124
DP30	.209	MTO	40
DP48	.234	MTO	40
DP926-W	.21	MTO	248
DPA-POLY	.108	MTO	143
DPB-5	.3700	MTO	222
DPB-5L	.3714	MTO	222
DPB-5LR	.3850	MTO	222
DPB-5R	.3714	MTO	222
DPRK1216	.76	MTO	251
DPRK1216C	.26	MTO	251
DPRK1216L	.113	MTO	251
DPRK1725	.141	MTO	251
DPRK1725C	.47	MTO	251
DP-TE	.1149	MTO	105
DP-WE	.837	MTO	143
DR1824-C	.263	MTO	33
DR1824-E	.327	MTO	33
DR1830-C	.278	MTO	33
DR1830-E	.340	MTO	33
DR1836-C	.285	MTO	33
DR1836-E	.346	MTO	33
DR1836-S	.710	MTO	33
DR1848-C	.315	MTO	33
DR1848-E	.380	MTS	33
DR1848-S	.914	MTO	33
DR1860-C	.352	MTO	33
DR1860-E	.426	MTO	33
DR2124-C	.269	MTO	33
DR2124-E	.334	MTO	33
DR2130-C	.284	MTO	33
DR2130-E	.348	MTO	33
DR2136-C	.294	MTO	33
DR2136-E	.361	MTO	33
DR2148-C	.326	MTO	33
DR2148-E	.388	MTO	33
DR2160-C	.372	MTO	33
DR2160-E	.440	MTO	33
DR2424-C	.276	MTO	33
DR2424-E	.346	MTO	33
DR2430-C	.287	MTO	33
DR2430-E	.355	MTO	33
DR2436-C	.303	MTS	33
DR2436-E	.364	MTS	33
DR2436-S	.787	MTO	33
DR2448-C	.334	MTS	33
DR2448-E	.401	MTS	33
DR2448-S	.1001	MTO	33
DR2460-C	.388	MTO	33
DR2460-E	.463	MTO	33
DR-L1832PSM	.471	MTO	54
DR-L1841PSM	.510	MTO	54
DR-L1850PSM	.549	MTO	54
DR-L2332PSM	.487	MTO	54
DR-L2341PSM	.534	MTO	54
DR-L2350PSM	.579	MTO	54
DR-S1832PSM	.475	MTO	54
DR-S1841PSM	.516	MTO	54
DR-S1850PSM	.557	MTO	54
DR-S2332PSM	.498	MTO	54
DR-S2341PSM	.547	MTO	54
DR-S2350PSM	.595	MTO	54
DS1824-C	.146	MTO	32
DS1824-E	.189	MTO	32
DS1830-C	.161	MTO	32
DS1830-E	.196	MTS	32
DS1836-C	.167	MTO	32
DS1836-E	.201	MTO	32
DS1836-S	.542	MTO	32
DS1848-C	.194	MTO	32
DS1848-E	.232	MTS	32
DS1848-S	.659	MTO	32
DS1860-C	.220	MTO	32
DS1860-E	.265	MTS	32
DS1860-S	.774	MTO	32
DS2124-C	.154	MTO	32
DS2124-E	.193	MTO	32
DS2130-C	.165	MTO	32
DS2130-E	.203	MTO	32
DS2136-C	.173	MTO	32
DS2136-E	.214	MTO	32
DS2148-C	.201	MTO	32
DS2148-E	.235	MTO	32
DS2160-C	.231	MTO	32
DS2160-E	.273	MTO	32
DS2424-C	.158	MTO	32
DS2424-E	.204	MTO	32

Part List Number	Price	MTO/ MTS	Page No.
DS2430-C	.167	MTO	32
DS2430-E	.211	MTO	32
DS2436-C	.178	MTO	32
DS2436-E	.218	MTO	32
DS2436-S	.592	MTO	32
DS2448-C	.204	MTO	32
DS2448-E	.249	MTS	32
DS2448-S	.713	MTO	32
DS2460-C	.243	MTO	32
DS2460-E	.293	MTS	32
DS2460-S	.855	MTO	32
DSG-2	3526	MTO	167
DSG-3	3668	MTO	167
DSG-4	3860	MTO	167
DSI-1436	.46	MTO	45,67
DSI-1448	.52	MTO	45,67
DSI-1836	.51	MTO	45,67
DSI-1848	.58	MTO	45,67
DSI-2136	.56	MTO	45,67
DSI-2148	.63	MTO	45,67
DSI-2424	.48	MTO	45,67
DSI-2436	.58	MTO	45,67
DSI-2448	.67	MTO	45,67
DSR-12	.258	MTO	220
DSR-13	.258	MTO	220
DSR-14	.258	MTO	220
DSR-15	.258	MTO	220
DSR-16	.258	MTO	220
DSR-17	.258	MTO	220
DSR-18	.313	MTO	220
DSR-19	.313	MTO	220
DSR-20	.313	MTO	220
DSR-21	.313	MTO	220
DSR-22	.313	MTO	220
DSR-23	.313	MTO	220
DSR-24	.371	MTO	220
DSR-25	.371	MTO	220
DSR-26	.371	MTO	220
DSR-27	.371	MTO	220
DSR-28	.371	MTO	220
DSR-29	.371	MTO	220
DSR-30	.427	MTO	220
DSR-31	.427	MTO	220
DSR-32	.427	MTO	220
DSR-33	.427	MTO	220
DSR-34	.427	MTO	220
DSR-35	.427	MTO	220
DSR-36	.483	MTO	220
DSR-37	.483	MTO	220
DSR-38	.483	MTO	220
DSR-39	.483	MTO	220
DSR-40	.483	MTO	220
DSR-41	.483	MTO	220
DSR-42	.540	MTO	220
DSR-43	.540	MTO	220
DSR-44	.540	MTO	220
DSR-45	.540	MTO	220
DSR-46	.540	MTO	220
DSR-47	.540	MTO	220
DSR-48	.595	MTO	220
DSR-49	.595	MTO	220
DSR-50	.595	MTO	220
DSR-51	.595	MTO	220
DSR-52	.595	MTO	220
DSR-53	.595	MTO	220
DSR-54	.653	MTO	220
DSR-55	.653	MTO	220
DSR-56	.653	MTO	220
DSR-57	.653	MTO	220
DSR-58	.653	MTO	220
DSR-59	.653	MTO	220
DSR-60	.703	MTO	220
DSR-61	.703	MTO	220
DSR-62	.703	MTO	220
DSR-63	.703	MTO	220
DSR-64	.703	MTO	220
DSR-65	.703	MTO	220
DSR-66	.765	MTO	220
DSR-67	.765	MTO	220
DSR-68	.765	MTO	220
DSR-69	.765	MTO	220
DSR-70	.765	MTO	220
DSR-71	.765	MTO	220
DSR-72	.822	MTO	220
DSR-73	.822	MTO	220
DSR-74	.822	MTO	220
DSR-75	.822	MTO	220
DSR-76	.822	MTO	220
DSR-77	.822	MTO	220
DSR-78	.878	MTO	220
DSR-79	.878	MTO	220
DSR-80	.878	MTO	220
DSR-81	.878	MTO	220
DSR-82	.878	MTO	220
DSR-83	.878	MTO	220
DSR-84	.935	MTO	220
DSRLC-12	.275	MTO	220
DSRLC-13	.275	MTO	220
DSRLC-14	.275	MTO	220
DSRLC-15	.275	MTO	220
DSRLC-16	.275	MTO	220
DSRLC-17	.275	MTO	220
DSRLC-18	.355	MTO	220
DSRLC-19	.355	MTO	220
DSRLC-20	.355	MTO	220
DSRLC-21	.355	MTO	220
DSRLC-22	.355	MTO	220
DSRLC-23	.355	MTO	220
DSRLC-24	.460	MTO	220
DSRLC-25	.460	MTO	220
DSRLC-26	.460	MTO	220
DSRLC-27	.460	MTO	220
DSRLC-28	.460	MTO	220
DSRLC-29	.460	MTO	220
DSRLC-30	.542	MTO	220
DSRLC-31	.542	MTO	220
DSRLC-32	.542	MTO	220
DSRLC-33	.542	MTO	220
DSRLC-34	.542	MTO	220
DSRLC-35	.542	MTO	220
DSRLC-36	.638	MTO	220
DSRLC-37	.638	MTO	220
DSRLC-38	.638	MTO	220
DSRLC-39	.638	MTO	220
DSRLC-40	.638	MTO	220
DSRLC-41	.638	MTO	220
DSRLC-42	.733	MTO	220
DSS	.88	MTO	38
DSSP-HT2	1000	MTO	163
DSSP-HT3	1039	MTS	163
DSSP-HT4	1148	MTS	163
DSSP-HT5	1468	MTS	163
DSSP-HT6	1501	MTO	163
DT1836-CS	.971	MTO	28
DT1836-CSB	.982	MTO	28
DT1836-CSBP	.978	MTO	28
DT1836-CSP	.971	MTO	28
DT1836-ZS	.962	MTO	28
DT1836-ZSB	.971	MTO	28
DT1836-ZSBP	.969	MTO	28
DT1836-ZSP	.962	MTO	28
DT1848-CS	1063	MTO	28
DT1848-CSB	1072	MTO	28
DT1848-CSBP	1070	MTO	28
DT1848-CSP	1063	MTO	28
DT1848-ZS	1036	MTO	28
DT1848-ZSB	1047	MTO	28
DT1848-ZSBP	1045	MTO	28
DT1848-ZSP	1036	MTO	28
DT1860-CS	1167	MTO	28
DT1860-CSB	1177	MTO	28
DT1860-CSBP	1175	MTO	28
DT1860-CSP	1167	MTO	28
DT1860-ZS	1141	MTO	28
DT1860-ZSB	1153	MTO	28
DT1860-ZSBP	1148	MTO	28
DT1860-ZSP	1141	MTO	28
DT2136-CS	1051	MTO	28
DT2136-CSB	1061	MTO	28
DT2136-CSBP	1058	MTO	28
DT2136-CSP	1051	MTO	28
DT2136-ZS	1014	MTO	28
DT2136-ZSB	1025	MTO	28
DT2136-ZSBP	1022	MTO	28
DT2136-ZSP	1014	MTO	28
DT2148-CS	1128	MTO	28
DT2148-CSB	1138	MTO	28
DT2148-CSBP	1135	MTO	28
DT2148-CSP	1128	MTO	28
DT2148-ZS	1087	MTO	28
DT2148-ZSB	1097	MTO	28
DT2148-ZSBP	1094	MTO	28
DT2148-ZSP	1087	MTO	28
DT2160-CS	1232	MTO	28
DT2160-CSB	1241	MTO	28
DT2160-CSBP	1239	MTO	28
DT2160-CSP	1232	MTO	28
DT2160-ZS	1205	MTO	28
DT2160-ZSB	1216	MTO	28
DT2160-ZSBP	1213	MTO	28
DT2160-ZSP	1205	MTO	28
DT2436-CS	1069	MTO	28
DT2436-CSB	1078	MTO	28
DT2436-CSBP	1076	MTO	28
DT2436-CSP	1069	MTO	28
DT2436-ZS	1037	MTO	28
DT2436-ZSB	1049	MTO	28
DT2436-ZSBP	1046	MTO	28
DT2436-ZSP	1037	MTO	28
DT2448-CS	1178	MTO	28
DT2448-CSB	1190	MTO	28
DT2448-CSBP	1187	MTO	28
DT2448-CSP	1178	MTO	28
DT2448-ZS	1138	MTO	28
DT2448-ZSB	1147	MTO	28
DT2448-ZSBP	1145	MTO	28
DT2448-ZSP	1138	MTO	28
DT2460-CS	1299	MTO	28
DT2460-CSB	1309	MTO	28
DT2460-CSBP	1306	MTO	28
DT2460-CSP	1299	MTO	28
DT2460-ZS	1268	MTO	28
DT2460-ZSB	1277	MTO	28
DT2460-ZSBP	1275	MTO	28
DT2460-ZSP	1268	MTO	28
DT3660SE	5995	MTO	113
DT3672SE	7058	MTO	113
DTC-48LR-16/3	5908	MTO	228
DTC-48RL-16/3	5908	MTO	228
DTF1824-C	.79	MTO	25
DTF1824-E	.94	MTO	25
DTF1824-S	.204	MTO	25
DTF1830-C	.81	MTO	25
DTF1830-E	.99	MTO	25
DTF1830-S	.213	MTO	25
DTF1836-C	.84	MTO	25
DTF1836-E	.100	MTO	25
DTF1836-S	.217	MTO	25
DTF1842-C	.86	MTO	25
DTF1842-E	.102	MTO	25
DTF1842-S	.220	MTO	25
DTF1848-C	.87	MTO	25
DTF1848-E	.104	MTO	25
DTF1848-S	.226	MTO	25
DTF1860-C	.98	MTO	25
DTF1860-E	.118	MTO	25
DTF1860-S	.260	MTO	25
DTF1872-C	.109	MTO	25
DTF1872-E	.132	MTO	25
DTF1872-S	.287	MTO	25
DTF2124-C	.80	MTO	25
DTF2124-E	.96	MTO	25
DTF2124-S	.207	MTO	25
DTF2130-C	.84	MTO	25

100 Industrial Boulevard, Clayton, DE 19938-8903 U.S.A.
Phone: 800-441-8440 or 302-653-3000. Fax: 302-653-2065
http://www.eaglegrp.com

EAGLE GROUP
Profit from the Eagle Advantage®

Part List Number	Price	MTO/ MTS	Page No.
DTF2130-E	.100	MTO	25
DTF2130-S	.213	MTO	25
DTF2136-C	.86	MTO	25
DTF2136-E	.102	MTO	25
DTF2136-S	.216	MTO	25
DTF2142-C	.88	MTO	25
DTF2142-E	.106	MTO	25
DTF2142-S	.227	MTO	25
DTF2148-C	.89	MTO	25
DTF2148-E	.107	MTO	25
DTF2148-S	.229	MTO	25
DTF2160-C	.105	MTO	25
DTF2160-E	.127	MTO	25
DTF2160-S	.267	MTO	25
DTF2172-C	.146	MTO	25
DTF2172-E	.177	MTO	25
DTF2172-S	.295	MTO	25
DTF2424-C	.84	MTO	25
DTF2424-E	.100	MTO	25
DTF2424-S	.213	MTO	25
DTF2430-C	.86	MTO	25
DTF2430-E	.102	MTO	25
DTF2430-S	.218	MTO	25
DTF2436-C	.88	MTO	25
DTF2436-E	.106	MTO	25
DTF2436-S	.226	MTO	25
DTF2442-C	.89	MTO	25
DTF2442-E	.107	MTO	25
DTF2442-S	.234	MTO	25
DTF2448-C	.91	MTO	25
DTF2448-E	.109	MTO	25
DTF2448-S	.237	MTO	25
DTF2460-C	.109	MTO	25
DTF2460-E	.132	MTO	25
DTF2460-S	.275	MTO	25
DTF2472-C	.153	MTO	25
DTF2472-E	.184	MTO	25
DTF2472-S	.303	MTO	25
DTF3036-C	.94	MTO	25
DTF3036-E	.112	MTO	25
DTF3036-S	.275	MTO	25
DTF3048-C	.97	MTO	25
DTF3048-E	.118	MTO	25
DTF3048-S	.287	MTO	25
DTF3060-C	.101	MTO	25
DTF3060-E	.140	MTO	25
DTF3060-S	.330	MTO	25
DTF3072-C	.140	MTO	25
DTF3072-E	.197	MTO	25
DTF3072-S	.364	MTO	25
DTF3636-C	.101	MTO	25
DTF3636-E	.123	MTO	25
DTF3636-S	.283	MTO	25
DTF3648-C	.105	MTO	25
DTF3648-E	.127	MTO	25
DTF3648-S	.293	MTO	25
DTF3660-E	.152	MTO	25
DTF3660-S	.335	MTO	25
DTF3672-E	.212	MTO	25
DTF3672-S	.372	MTO	25
DTRA-24	.186	MTO	233
DTSC2436	1786	MTO	36
DTSC2448	2098	MTO	36
DTSC2460	2417	MTO	36
DVS-48	1179	MTO	233,238
DVS-60	1291	MTO	233,238
DVS-72	1390	MTO	233,238
DW12-24	.624	MTO	221
DW18-19	.624	MTO	221
DW18-24	.723	MTO	221
DWB14-C	.58	MTS	43
DWB14-S	.139	MTO	43
DWB14-VG	.58	MTO	43
DWB18-C	.60	MTS	43
DWB18-S	.148	MTO	43
DWB18-VG	.60	MTO	43
DWB21-C	.60	MTO	43
DWB21-S	.151	MTO	43
DWB21-VG	.60	MTO	43
DWB24-C	.61	MTS	43
DWB24-S	.158	MTO	43
DWB24-VG	.61	MTO	43
DWN-1-120	.2559	MTO	189
DWN-1-240	.2559	MTO	189
DWN-1BI-120	.2559	MTO	189
DWN-1BI-240	.2559	MTO	189
DWN-2-120	.4174	MTO	189
DWN-2-240	.4174	MTO	189
DWN-2BI-120	.4174	MTO	189
DWN-2BI-240	.4174	MTO	189
DWN-3-120	.5664	MTO	189
DWN-3-240	.5664	MTO	189
DWN-3BI-120	.5664	MTO	189
DWN-3BI-240	.5664	MTO	189
DWS1836V	.93	MTO	64
DWS1836VG	.93	MTO	64
DWS1836Z	.78	MTO	64
DWS1848V	.107	MTO	64
DWS1848VG	.107	MTO	64
DWS1848Z	.94	MTO	64
DWS1860V	.129	MTO	64
DWS1860VG	.129	MTO	64
DWS1860Z	.113	MTO	64
DWS2436V	.111	MTO	64
DWS2436VG	.111	MTO	64
DWS2436Z	.94	MTO	64
DWS2448V	.133	MTO	64
DWS2448VG	.133	MTO	64
DWS2448Z	.112	MTO	64
DWS2460V	.159	MTO	64
DWS2460VG	.159	MTO	64
DWS2460Z	.138	MTO	64
DWS4-63-1836V	.472	MTO	64
DWS4-63-1836VG	.472	MTO	64
DWS4-63-1836Z	.404	MTO	64
DWS4-63-1848V	.528	MTO	64
DWS4-63-1848VG	.528	MTO	64
DWS4-63-1848Z	.468	MTO	64
DWS4-63-1860V	.616	MTO	64
DWS4-63-1860VG	.616	MTO	64
DWS4-63-1860Z	.544	MTO	64
DWS4-63-2436V	.544	MTO	64
DWS4-63-2436VG	.544	MTO	64
DWS4-63-2436Z	.378	MTO	64
DWS4-63-2448V	.632	MTO	64
DWS4-63-2448VG	.632	MTO	64
DWS4-63-2448Z	.540	MTO	64
DWS4-63-2460V	.736	MTO	64
DWS4-63-2460VG	.736	MTO	64
DWS4-63-2460Z	.644	MTO	64
DWS4-74-1836V	.480	MTO	64
DWS4-74-1836VG	.480	MTO	64
DWS4-74-1836Z	.416	MTO	64
DWS4-74-1848V	.536	MTO	64
DWS4-74-1848VG	.536	MTO	64
DWS4-74-1848Z	.480	MTO	64
DWS4-74-1860V	.624	MTO	64
DWS4-74-1860VG	.624	MTO	64
DWS4-74-1860Z	.556	MTO	64
DWS4-74-2436V	.552	MTO	64
DWS4-74-2436VG	.552	MTO	64
DWS4-74-2436Z	.480	MTO	64
DWS4-74-2448V	.640	MTO	64
DWS4-74-2448VG	.640	MTO	64
DWS4-74-2448Z	.552	MTO	64
DWS4-74-2460V	.744	MTO	64
DWS4-74-2460VG	.744	MTO	64
DWS4-74-2460Z	.656	MTO	64
DWW-1-120	.2559	MTO	189
DWW-1-240	.2559	MTO	189
DWW-1BI-120	.2559	MTO	189
DWW-1BI-240	.2559	MTO	189
DWW-2-120	.4174	MTS	189
DWW-2-240	.4174	MTO	189
DWW-2BI-120	.4174	MTO	189
DWW-2BI-240	.4174	MTO	189
DWW-3-120	.5664	MTO	189
DWW-3-240	.5664	MTO	189
DWW-3BI-120	.5664	MTO	189
DWW-3BI-240	.5664	MTO	189
E1854-C	.79	MTO	17,26,74
E1854-S	.154	MTO	17,26,74
E1863-C	.83	MTS	17,26,74
E1863-S	.161	MTO	17,26,74
E1874-C	.86	MTS	17,26,74
E1874-S	.173	MTO	17,26,74
E1886-C	.135	MTO	26
E1886-S	.190	MTO	26
E2454-C	.95	MTO	17,26,74
E2454-S	.185	MTO	17,26,74
E2463-C	.99	MTS	17,26,74
E2463-S	.200	MTO	17,26,74
E2474-C	.104	MTS	17,26,74
E2474-S	.210	MTO	17,26,74
E2486-C	.151	MTO	26
E2486-S	.228	MTO	26
EF10-120	.1275	MTS	188
EF102-240	.3166	MTS	188
EF10-240	.1488	MTS	188
EH14-C	.91	MTO	26
EH14-S	.109	MTO	26
EH18-C	.94	MTO	26
EH18-S	.121	MTO	26
EH21-C	.95	MTO	26
EH21-S	.127	MTO	26
EH24-C	.96	MTO	26
EH24-S	.136	MTO	26
EH30-C	.98	MTO	26
EH30-S	.160	MTO	26
EH36-C	.99	MTO	26
EH36-S	.174	MTO	26
EP74-C	.164	MTS	42
EP74-E	.180	MTS	42
EP74-Z	.154	MTO	42
EP86-C	.174	MTO	42
EP86-E	.191	MTO	42
EP86-Z	.160	MTO	42
EPM-BL	.797	MTO	44,66
EPM-C	.797	MTO	44,66
EPM-R	.797	MTO	44,66
EPM-W	.797	MTO	44,66
EPS-BL	.665	MTO	44,66
EPS-C	.665	MTO	44,66
EPS-R	.665	MTO	44,66
EPS-W	.665	MTO	44,66
ET24-BL	.22	MTO	46,68
ET24-C	.22	MTO	46,68
ET24-R	.22	MTO	46,68
ET24-W	.22	MTO	46,68
EU2-1824C	.394	MTO	39
EU2-1824S	.861	MTO	39
EU2-1824Z	.354	MTO	39
EU2-1830C	.402	MTO	39
EU2-1830S	.865	MTO	39
EU2-1830Z	.365	MTO	39
EU2-1836C	.420	MTO	39
EU2-1836S	.872	MTO	39
EU2-1836Z	.374	MTO	39
EU2-2030-P	.283	MTO	64
EU2-2136C	.466	MTO	39
EU2-2136S	.970	MTO	39
EU2-2136Z	.419	MTO	39
EU2-2436C	.437	MTO	39
EU2-2436S	.1026	MTO	39
EU2-2436Z	.390	MTO	39
EU3-1824C	.457	MTO	39
EU3-1824CS	.659	MTO	39
EU3-1824S	.1120	MTO	39
EU3-1824Z	.413	MTO	39
EU3-1830C	.471	MTO	39
EU3-1830CS	.677	MTO	39
EU3-1830S	.1126	MTO	39
EU3-1830Z	.429	MTO	39
EU3-1836C	.495	MTO	39

Alphanumeric Index

Part List Number	Price	MTO/ MTS	Page No.
EU3-1836CS	.724	MTO	39
EU3-1836S	1136	MTO	39
EU3-1836Z	.443	MTO	39
EU3-2030-P	.343	MTO	64
EU3-2136C	.556	MTO	39
EU3-2136S	1273	MTO	39
EU3-2136Z	.500	MTO	39
EU3-2436C	.529	MTO	39
EU3-2436S	1355	MTO	39
EU3-2436Z	.472	MTO	39
F1916	1286	MTS	138
FB12-19	.633	MTO	216
FB12-24	.705	MTO	216
FB18-19	.705	MTO	216
FB18-24	.782	MTO	216
FB24-19	.782	MTO	216
FB24-24	.857	MTO	216
FB30-19	.857	MTO	216
FB30-24	.929	MTO	216
FB36-19	.929	MTO	216
FB36-24	1004	MTO	216
FB42-19	1011	MTO	216
FB42-24	1086	MTO	216
FB48-19	1086	MTO	216
FB48-24	1160	MTO	216
FB60-19	1160	MTO	216
FB60-24	1236	MTO	216
FB6-19	.564	MTO	216
FB6-24	.639	MTO	216
FBGR24-18	1188	MTO	200
FBGR24-22	1188	MTO	204
FCR-10-9A	1141	MTS	248
FD-FG	1330	MTO	148
FDI-10-14-5-1	.279	MTO	140
FDI-10-14-9.5-1	.310	MTO	140
FDI-10-14-9.5-2	.596	MTO	140
FDI-10-14-9.5-3	.889	MTO	140
FDI-10-14-9.5-4	1070	MTO	140
FDI-12-14-9.5-1	.323	MTO	140
FDI-12-14-9.5-2	.642	MTO	140
FDI-12-14-9.5-3	.899	MTO	140
FDI-12-14-9.5-4	1067	MTO	140
FDI-12-20-6.5-1	.279	MTO	140
FDI-14-16-6-1	.346	MTO	140
FDI-14-16-9.5-1	.355	MTO	140
FDI-14-16-9.5-2	.692	MTO	140
FDI-14-16-9.5-3	1008	MTO	140
FDI-14-16-9.5-4	1160	MTO	140
FDI-15.38-19.75-8-1	.358	MTO	140
FDI-16-19-13.5-1	.440	MTO	140
FDI-16-19-13.5-2	.865	MTO	140
FDI-16-19-13.5-3	1267	MTO	140
FDI-16-19-13.5-4	1515	MTO	140
FDI-16-19-8-1	.435	MTO	140
FDI-16-19-8-2	.842	MTO	140
FDI-16-19-8-3	1214	MTO	140
FDI-16-19-8-4	1468	MTO	140
FDI-18-24-13.5-1	.533	MTO	140
FDI-18-24-13.5-2	1011	MTO	140
FDI-18-24-13.5-3	1468	MTO	140
FDI-18-24-13.5-4	1727	MTO	140
FDI-20-20-5-1	.236	MTO	140
FDI-22-22-13.5-1	.621	MTO	140
FDI-22-22-13.5-2	1199	MTO	140
FDI-22-22-13.5-3	1665	MTO	140
FDI-22-22-13.5-4	2020	MTO	140
FDI-24-24-13.5-1	.648	MTO	140
FDI-24-24-13.5-2	1249	MTO	140
FDI-24-24-13.5-3	1736	MTO	140
FDI-24-24-13.5-4	2102	MTO	140
FD-SG	1771	MTO	148
FFN2736-2-24-14/3	11925	MTO	136
FFN2736-2-30-14/3	13347	MTO	136
FFN2740-2-24-14/3	12474	MTO	136
FFN2740-2-30-14/3	13890	MTO	136
FFN2748-2-24-14/3	13566	MTO	136
FFN2748-2-30-14/3	14988	MTO	136
FFN2754-3-24-14/3	14385	MTO	136
FFN2754-3-30-14/3	16026	MTO	136
FFN2760-2-24-14/3	15208	MTO	136
FFN2760-2-30-14/3	16624	MTO	136
FFN2760-3-24-14/3	15208	MTO	136
FFN2760-3-30-14/3	16849	MTO	136
FFN2772-3-24-14/3	16849	MTO	136
FFN2772-3-30-14/3	18486	MTO	136
FFN2790-3-24-14/3	19309	MTO	136
FFN2790-3-30-14/3	20950	MTO	136
FL-2	1394	MTO	167
FL-3	1477	MTO	167
FL-4	1513	MTO	167
FN2016-1-14/3	.2808	MTO	130
FN2016-1-18-14/3	.3105	MTO	130
FN2016-1-18L-14/3	.2988	MTO	130
FN2016-1-18R-14/3	.2988	MTO	130
FN2016-1-24-14/3	.3228	MTO	130
FN2016-1-24L-14/3	.3039	MTO	130
FN2016-1-24R-14/3	.3039	MTO	130
FN2018-1-14/3	.3162	MTS	130
FN2018-1-18-14/3	.3410	MTO	130
FN2018-1-18L-14/3	.3278	MTO	130
FN2018-1-18R-14/3	.3278	MTO	130
FN2018-1-24-14/3	.3518	MTO	130
FN2018-1-24L-14/3	.3333	MTO	130
FN2018-1-24R-14/3	.3333	MTO	130
FN2020-1-14/3	.3162	MTO	130
FN2020-1-24-14/3	.3518	MTO	130
FN2020-1-24L-14/3	.3333	MTO	130
FN2020-1-24R-14/3	.3333	MTO	130
FN2032-2-14/3	.3754	MTO	131
FN2032-2-18-14/3	.4176	MTO	131
FN2032-2-18L-14/3	.4036	MTO	131
FN2032-2-18R-14/3	.4036	MTO	131
FN2032-2-24-14/3	.4277	MTO	131
FN2032-2-24L-14/3	.4105	MTO	131
FN2032-2-24R-14/3	.4105	MTO	131
FN2036-2-14/3	.4122	MTO	131
FN2036-2-18-14/3	.4711	MTS	131
FN2036-2-18L-14/3	.4564	MTO	131
FN2036-2-18R-14/3	.4564	MTO	131
FN2036-2-24-14/3	.4790	MTO	131
FN2036-2-24L-14/3	.4621	MTO	131
FN2036-2-24R-14/3	.4621	MTO	131
FN2040-2-14/3	.4122	MTO	131
FN2040-2-24-14/3	.4790	MTO	131
FN2040-2-24L-14/3	.4621	MTO	131
FN2040-2-24R-14/3	.4621	MTO	131
FN2048-3-14/3	.4641	MTO	132
FN2048-3-18-14/3	.4953	MTO	132
FN2048-3-18L-14/3	.4834	MTO	132
FN2048-3-18R-14/3	.4834	MTO	132
FN2048-3-24-14/3	.5054	MTO	132
FN2048-3-24L-14/3	.4884	MTO	132
FN2048-3-24R-14/3	.4884	MTO	132
FN2054-3-14/3	.5307	MTO	132
FN2054-3-18-14/3	.5834	MTS	132
FN2054-3-18L-14/3	.5702	MTO	132
FN2054-3-18R-14/3	.5702	MTO	132
FN2054-3-24-14/3	.6004	MTO	132
FN2054-3-24L-14/3	.5741	MTO	132
FN2054-3-24R-14/3	.5741	MTO	132
FN2060-3-14/3	.5307	MTO	132
FN2060-3-24-14/3	.6004	MTO	132
FN2060-3-24L-14/3	.5741	MTO	132
FN2060-3-24R-14/3	.5741	MTO	132
FN2064-4-14/3	.5935	MTO	133
FN2064-4-18-14/3	.6198	MTO	133
FN2064-4-18L-14/3	.5979	MTO	133
FN2064-4-18R-14/3	.5979	MTO	133
FN2064-4-24-14/3	.6314	MTO	133
FN2064-4-24L-14/3	.6032	MTO	133
FN2064-4-24R-14/3	.6032	MTO	133
FN2072-4-14/3	.6668	MTO	133
FN2072-4-18-14/3	.7233	MTS	133
FN2072-4-18L-14/3	.7057	MTO	133
FN2072-4-18R-14/3	.7057	MTO	133
FN2072-4-24-14/3	.7302	MTO	133
FN2072-4-24L-14/3	.7097	MTO	133
FN2072-4-24R-14/3	.7097	MTO	133
FN2080-4-14/3	.6668	MTO	133
FN2080-4-24-14/3	.7302	MTO	133
FN2080-4-24L-14/3	.7097	MTO	133
FN2080-4-24R-14/3	.7097	MTO	133
FN2424-1-14/3	.3388	MTO	130
FN2424-1-24-14/3	.4075	MTO	130
FN2424-1-24L-14/3	.3895	MTO	130
FN2424-1-24R-14/3	.3895	MTO	130
FN2448-2-14/3	.4902	MTO	131
FN2448-2-24-14/3	.5796	MTO	131
FN2448-2-24L-14/3	.5559	MTO	131
FN2448-2-24R-14/3	.5559	MTO	131
FN2472-3-14/3	.6172	MTO	132
FN2472-3-24-14/3	.7163	MTO	132
FN2472-3-24L-14/3	.6979	MTO	132
FN2472-3-24R-14/3	.6979	MTO	132
FN2496-4-14/3	.7672	MTO	133
FN2496-4-24-14/3	.8630	MTO	133
FN2496-4-24L-14/3	.8395	MTO	133
FN2496-4-24R-14/3	.8395	MTO	133
FN2820-1-14/3	.3735	MTO	130
FN2820-1-24-14/3	.4036	MTO	130
FN2820-1-24L-14/3	.3812	MTO	130
FN2820-1-24R-14/3	.3812	MTO	130
FN2840-2-14/3	.4910	MTO	131
FN2840-2-24-14/3	.5757	MTO	131
FN2840-2-24L-14/3	.5559	MTO	131
FN2840-2-24R-14/3	.5559	MTO	131
FN2860-3-14/3	.6357	MTO	132
FN2860-3-24-14/3	.7353	MTO	132
FN2860-3-24L-14/3	.7105	MTO	132
FN2860-3-24R-14/3	.7105	MTO	132
FN2880-4-14/3	.8114	MTO	133
FN2880-4-24-14/3	.8880	MTO	133
FN2880-4-24L-14/3	.8632	MTO	133
FN2880-4-24R-14/3	.8632	MTO	133
FNWNF-12-14-8-1	.627	MTO	141
FNWNF-14-16-8-1	.657	MTO	141
FNWNF-18-18-10-1	.567	MTO	141
FNWNF-18-18-12-1	.596	MTO	141
FNWNF-20.5-20.5-5-1	.529	MTO	141
FNWNF-20.5-20.5-8-1	.580	MTO	141
FNWNF-20-20-10-1	.621	MTO	141
FNWNF-20-20-12-1	.654	MTO	141
FNWNF-20-20-14-1	.689	MTO	141
FNWNF-20-27-6-1	.587	MTO	141
FNWNF-24-24-12-1	.726	MTO	141
FNWNF-24-24-14-1	.763	MTO	141
FNWNF-9-12-6-1	.574	MTO	141
FNWNF-9-14-8-1	.608	MTO	141
FOOT PLATE	.11	MTO	22
FOOT PLATE-BL	.11	MTO	22
FOOT PLATE-S	.23	MTO	22
FT-12120-FG	.4073	MTO	146
FT-12120-SG	.7004	MTO	146
FT-1218-FG	.1671	MTO	146
FT-1218-SG	.2322	MTO	146
FT-1224-FG	.1812	MTO	146
FT-1224-SG	.2436	MTS	146
FT-1230-FG	.1987	MTO	146
FT-1230-SG	.2511	MTO	146
FT-1236-FG	.2082	MTO	146
FT-1236-SG	.2588	MTS	146
FT-1248-FG	.2390	MTO	146
FT-1248-SG	.3198	MTS	146
FT-1260-FG	.2589	MTO	146
FT-1260-SG	.3835	MTO	146
FT-1272-FG	.2924	MTO	146
FT-1272-SG	.4407	MTO	146
FT-1284-FG	.3199	MTO	146
FT-1284-SG	.5178	MTO	146
FT-1296-FG	.3491	MTO	146
FT-1296-SG	.5329	MTO	146
FT-15120-FG	.4297	MTO	146
FT-15120-SG	.7540	MTO	146
FT-1524-FG	.1848	MTO	146

100 Industrial Boulevard, Clayton, DE 19938-8903 U.S.A.
Phone: 800-441-8440 or 302-653-3000. Fax: 302-653-2065
http://www.eaglegrp.com

EAGLE GROUP
Profit from the Eagle Advantage®

Part List Number	Price	MTO/ MTS	Page No.
FT-1524-SG	.2591	MTO	146
FT-1530-FG	.2007	MTO	146
FT-1530-SG	.2652	MTO	146
FT-1536-FG	.2101	MTO	146
FT-1536-SG	.3013	MTO	146
FT-1548-FG	.2420	MTO	146
FT-1548-SG	.3668	MTO	146
FT-1560-FG	.2702	MTO	146
FT-1560-SG	.4295	MTO	146
FT-1572-FG	.2982	MTO	146
FT-1572-SG	.4939	MTO	146
FT-1584-FG	.3289	MTO	146
FT-1584-SG	.5585	MTO	146
FT-1596-FG	.3549	MTO	146
FT-1596-SG	.6190	MTO	146
FT-18120-FG	.5010	MTO	146
FT-18120-SG	.8072	MTO	146
FT-1824-FG	.1985	MTO	146
FT-1824-SG	.2740	MTS	146
FT-1830-FG	.2191	MTO	146
FT-1830-SG	.2892	MTO	146
FT-1836-FG	.2347	MTO	146
FT-1836-SG	.3046	MTS	146
FT-1848-FG	.2718	MTO	146
FT-1848-SG	.3620	MTO	146
FT-1860-FG	.3035	MTO	146
FT-1860-SG	.4468	MTO	146
FT-1872-FG	.3392	MTO	146
FT-1872-SG	.4891	MTO	146
FT-1884-FG	.3788	MTO	146
FT-1884-SG	.5939	MTO	146
FT-1896-FG	.4135	MTO	146
FT-1896-SG	.6091	MTO	146
FT-24120-FG	.5811	MTO	146
FT-24120-SG	.8705	MTO	146
FT-2424-FG	.2124	MTO	146
FT-2424-SG	.3316	MTO	146
FT-2430-FG	.2393	MTO	146
FT-2430-SG	.3454	MTO	146
FT-2436-FG	.2580	MTO	146
FT-2436-SG	.3938	MTS	146
FT-2448-FG	.3030	MTO	146
FT-2448-SG	.4560	MTO	146
FT-2460-FG	.3473	MTO	146
FT-2460-SG	.5113	MTO	146
FT-2472-FG	.3505	MTO	146
FT-2472-SG	.5942	MTO	146
FT-2484-FG	.4366	MTO	146
FT-2484-SG	.6495	MTO	146
FT-2496-FG	.4778	MTO	146
FT-2496-SG	.7186	MTO	146
G1436BL	.58	MTO	48,70
G1436C	.58	MTO	48,70
G1436R	.58	MTO	48,70
G1436W	.58	MTO	48,70
G1436Z	.52	MTO	48,70
G1448BL	.67	MTO	48,70
G1448C	.67	MTO	48,70
G1448R	.67	MTO	48,70
G1448W	.67	MTO	48,70
G1448Z	.60	MTO	48,70
G1836BL	.65	MTO	48,70
G1836C	.65	MTO	48,70
G1836R	.65	MTO	48,70
G1836W	.65	MTO	48,70
G1836Z	.61	MTO	48,70
G1848BL	.79	MTO	48,70
G1848C	.79	MTO	48,70
G1848R	.79	MTO	48,70
G1848W	.79	MTO	48,70
G1848Z	.73	MTO	48,70
G2136BL	.76	MTO	48,70
G2136C	.76	MTO	48,70
G2136R	.76	MTO	48,70
G2136W	.76	MTO	48,70
G2136Z	.67	MTO	48,70
G2148BL	.88	MTO	48,70
G2148C	.88	MTO	48,70
G2148R	.88	MTO	48,70
G2148W	.88	MTO	48,70
G2148Z	.78	MTO	48,70
G2436BL	.80	MTO	48,70
G2436C	.80	MTO	48,70
G2436R	.80	MTO	48,70
G2436W	.80	MTO	48,70
G2436Z	.74	MTO	48,70
G2448BL	.96	MTO	48,70
G2448C	.96	MTO	48,70
G2448R	.96	MTO	48,70
G2448W	.96	MTO	48,70
G2448Z	.87	MTO	48,70
GBP15-C	.71	MTO	38
GDI-2-240	.1697	MTO	189
GDI-3-240	.2028	MTO	189
GDI-4-240	.2593	MTO	189
GDI-5-240	.2919	MTO	189
GLIDES	.3	MTO	22
GPS24-C	.64	MTO	38
GPWB	.19	MTO	38
GR18-19	.923	MTO	221
GR18-24	.1072	MTO	221
GR1836C	.259	MTO	28
GR1848C	.281	MTO	28
GR1860C	.316	MTO	28
GR24-18	.940	MTO	200
GR24-19	.1072	MTO	221
GR24-22	.940	MTO	204
GR24-24	.1228	MTO	221
GRD-2020-A	.344	MTO	250
GRS1836C	.358	MTO	28
GRS1848C	.393	MTO	28
GRS1860C	.451	MTO	28
GS17	.128	MTO	38
GWB1436C	.99	MTO	16
GWB1436V	.101	MTO	16
GWB1436VG	.101	MTO	16
GWB1448C	.110	MTO	16
GWB1448V	.113	MTO	16
GWB1448VG	.113	MTO	16
GWB1836C	.105	MTO	16
GWB1836V	.113	MTO	16
GWB1836VG	.113	MTO	16
GWB1848C	.117	MTO	16
GWB1848V	.128	MTO	16
GWB1848VG	.128	MTO	16
HCFNLSI-RA2.25-120	.7114	MTO	256
HCFNLSI-RC2.25-120	.7272	MTO	256
HCFNLSN-RA2.25-120	.5724	MTS	256
HCFNLSN-RC2.25-120	.5883	MTO	256
HCFNSSI-RA2.25-120	.6385	MTS	256
HCFNSSI-RC2.25-120	.6543	MTO	256
HCFNSSN-RA2.25-120	.4996	MTS	256
HCFNSSN-RC2.25-120	.5154	MTO	256
HCHNLSI-RA2.25-120	.5899	MTO	257
HCHNLSI-RC2.25-120	.5980	MTO	257
HCHNLSN-RA2.25-120	.5172	MTS	257
HCHNLSN-RC2.25-120	.5253	MTO	257
HCHNSSI-RA2.25-120	.5215	MTO	257
HCHNSSI-RC2.25-120	.5297	MTO	257
HCHNSSN-RA2.25-120	.4487	MTS	257
HCHNSSN-RC2.25-120	.4568	MTO	257
HCUELSI-RA3.00-120	.6397	MTO	257
HCUELSI-RC3.00-120	.6478	MTO	257
HCUELSN-RA3.00-120	.5668	MTO	257
HCUELSN-RC3.00-120	.5750	MTO	257
HCUESSI-RA3.00-120	.5712	MTO	257
HCUESSI-RC3.00-120	.5793	MTO	257
HCUESSN-RA3.00-120	.4985	MTO	257
HCUESSN-RC3.00-120	.5066	MTO	257
HD1220FWD-120T	.1964	MTO	192
HD1220FWD-120TH	.2060	MTS	192
HD1220FW-S	.1944	MTO	192
HD1220FW-SH	.2040	MTO	192
HD612FW-S	.1244	MTO	192
HD612FW-SH	.1304	MTO	189
HDC3636	.2297	MTO	233,238
HDC3642	.2577	MTO	233,238
HDC3648	.2720	MTO	233,238
HDC4242	.2922	MTO	233,238
HDC48-120NYF	.12829	MTO	192
HDC4848	.3384	MTO	233,238
HDS1836SE	.408	MTO	50
HDS1836SF	.370	MTO	50
HDS1836SL	.408	MTO	50
HDS1836VE	.220	MTO	50
HDS1836VF	.215	MTO	50
HDS1836VGE	.220	MTO	50
HDS1836VGF	.215	MTO	50
HDS1836VGL	.222	MTO	50
HDS1836VL	.222	MTO	50
HDS1842SE	.451	MTO	50
HDS1842SF	.400	MTO	50
HDS1842SL	.451	MTO	50
HDS1842VE	.231	MTO	50
HDS1842VF	.224	MTO	50
HDS1842VGE	.231	MTO	50
HDS1842VGF	.224	MTO	50
HDS1842VGL	.233	MTO	50
HDS1842VL	.233	MTO	50
HDS1848SE	.495	MTO	50
HDS1848SF	.433	MTO	50
HDS1848SL	.495	MTO	50
HDS1848VE	.236	MTO	50
HDS1848VF	.232	MTO	50
HDS1848VGE	.236	MTO	50
HDS1848VGF	.232	MTO	50
HDS1848VGL	.239	MTO	50
HDS1848VL	.239	MTO	50
HDS1854SE	.517	MTO	50
HDS1854SF	.475	MTO	50
HDS1854SL	.517	MTO	50
HDS1854VE	.254	MTO	50
HDS1854VF	.233	MTO	50
HDS1854VGE	.254	MTO	50
HDS1854VGF	.233	MTO	50
HDS1854VGL	.248	MTO	50
HDS1854VL	.248	MTO	50
HDS1860SE	.543	MTO	50
HDS1860SF	.517	MTO	50
HDS1860SL	.543	MTO	50
HDS1860VE	.261	MTO	50
HDS1860VF	.256	MTO	50
HDS1860VGE	.261	MTO	50
HDS1860VGF	.256	MTO	50
HDS1860VGL	.258	MTO	50
HDS1860VL	.258	MTO	50
HDS2436SE	.488	MTO	50
HDS2436SF	.459	MTO	50
HDS2436SL	.488	MTO	50
HDS2436VE	.235	MTO	50
HDS2436VF	.229	MTO	50
HDS2436VGE	.235	MTO	50
HDS2436VGF	.229	MTO	50
HDS2436VGL	.237	MTO	50
HDS2436VL	.237	MTO	50
HDS2442SE	.529	MTO	50
HDS2442SF	.517	MTO	50
HDS2442SL	.529	MTO	50
HDS2442VE	.244	MTO	50
HDS2442VF	.239	MTO	50
HDS2442VGE	.244	MTO	50
HDS2442VGF	.239	MTO	50
HDS2442VGL	.246	MTO	50
HDS2442VL	.246	MTO	50
HDS2448SE	.562	MTO	50
HDS2448SF	.560	MTO	50
HDS2448SL	.578	MTO	50
HDS2448VE	.253	MTO	50
HDS2448VF	.247	MTO	50
HDS2448VGE	.253	MTO	50
HDS2448VGF	.247	MTO	50
HDS2448VGL	.255	MTO	50
HDS2448VL	.255	MTO	50
HDS2454SE	.628	MTO	50

Part List Number	Price	MTO/ MTS	Page No.
HDS2454SF	.609	MTO	50
HDS2454SL	.628	MTO	50
HDS2454VE	.274	MTO	50
HDS2454VF	.268	MTO	50
HDS2454VGE	.274	MTO	50
HDS2454VGF	.268	MTO	50
HDS2454VGL	.278	MTO	50
HDS2454VL	.278	MTO	50
HDS2460SE	.671	MTO	50
HDS2460SF	.633	MTO	50
HDS2460SL	.671	MTO	50
HDS2460VE	.282	MTO	50
HDS2460VF	.277	MTO	50
HDS2460VGE	.282	MTO	50
HDS2460VGF	.277	MTO	50
HDS2460VGL	.286	MTO	50
HDS2460VL	.286	MTO	50
HDSCP14-S	.47	MTO	51
HDSCP14-V	.20	MTO	51
HDSCP14-VG	.20	MTO	51
HDSCP33-S	.66	MTO	51
HDSCP33-V	.21	MTO	51
HDSCP33-VG	.21	MTO	51
HDSCP54-S	.70	MTO	51
HDSCP54-V	.25	MTO	51
HDSCP54-VG	.25	MTO	51
HDSCP63-S	.80	MTO	51
HDSCP63-V	.26	MTO	51
HDSCP63-VG	.26	MTO	51
HDSCP74-S	.93	MTO	51
HDSCP74-V	.27	MTO	51
HDSCP74-VG	.27	MTO	51
HDSCP86-S	.104	MTO	51
HDSCP86-V	.32	MTO	51
HDSCP86-VG	.32	MTO	51
HDSP14-S	.47	MTO	51
HDSP14-V	.20	MTO	51
HDSP14-VG	.20	MTO	51
HDSP33-S	.66	MTO	51
HDSP33-V	.21	MTO	51
HDSP33-VG	.21	MTO	51
HDSP54-S	.70	MTO	51
HDSP54-V	.25	MTO	51
HDSP54-VG	.25	MTO	51
HDSP63-S	.80	MTO	51
HDSP63-V	.26	MTO	51
HDSP63-VG	.26	MTO	51
HDSP74-S	.93	MTO	51
HDSP74-V	.27	MTO	51
HDSP74-VG	.27	MTO	51
HDSP86-S	.104	MTO	51
HDSP86-V	.32	MTO	51
HDSP86-VG	.32	MTO	51
HEB96-102	.10056	MTO	237
HEB96-108	.10603	MTO	237
HEB96-114	.11214	MTO	237
HEB96-120	.11762	MTO	237
HEB96-126	.12373	MTO	237
HEB96-132	.12920	MTO	237
HEB96-138	.13531	MTO	237
HEB96-144	.14078	MTO	237
HEB96-48	.4924	MTO	237
HEB96-54	.5487	MTO	237
HEB96-60	.6036	MTO	237
HEB96-66	.6582	MTO	237
HEB96-72	.7193	MTO	237
HEB96-78	.7739	MTO	237
HEB96-84	.8352	MTO	237
HEB96-90	.8898	MTO	237
HEB96-96	.9509	MTO	237
HEF96-102	.15380	MTO	237
HEF96-108	.15553	MTO	237
HEF96-114	.15653	MTO	237
HEF96-120	.17338	MTO	237
HEF96-126	.17359	MTO	237
HEF96-132	.19285	MTO	237
HEF96-138	.19065	MTO	237
HEF96-144	.20749	MTO	237
HEF96-48	.7117	MTO	237
HEF96-54	.7139	MTO	237
HEF96-60	.10500	MTO	237
HEF96-66	.10507	MTO	237
HEF96-72	.12205	MTO	237
HEF96-78	.12212	MTO	237
HEF96-84	.13551	MTO	237
HEF96-90	.13675	MTO	237
HEF96-96	.13803	MTO	237
HEIA96-102	.16222	MTO	238
HEIA96-108	.17161	MTO	238
HEIA96-114	.18124	MTO	238
HEIA96-120	.19071	MTO	238
HEIA96-126	.20027	MTO	238
HEIA96-132	.20979	MTO	238
HEIA96-138	.22829	MTO	238
HEIA96-144	.24688	MTO	238
HEIA96-48	.7631	MTO	238
HEIA96-54	.8595	MTO	238
HEIA96-60	.9542	MTO	238
HEIA96-66	.10487	MTO	238
HEIA96-72	.11452	MTO	238
HEIA96-78	.12397	MTO	238
HEIA96-84	.13359	MTO	238
HEIA96-90	.14305	MTO	238
HEIA96-96	.15267	MTO	238
HES96-102	.9251	MTO	237
HES96-108	.9780	MTO	237
HES96-114	.10333	MTO	237
HES96-120	.10871	MTO	237
HES96-126	.11396	MTO	237
HES96-132	.11959	MTO	237
HES96-138	.12476	MTO	237
HES96-144	.13021	MTO	237
HES96-48	.4351	MTO	237
HES96-54	.4903	MTO	237
HES96-60	.5440	MTO	237
HES96-66	.6481	MTO	237
HES96-72	.6531	MTO	237
HES96-78	.7066	MTO	237
HES96-84	.7619	MTO	237
HES96-90	.8155	MTO	237
HES96-96	.8706	MTO	237
HESFA96-102	.13351	MTO	237
HESFA96-108	.14960	MTO	237
HESFA96-114	.14982	MTO	237
HESFA96-120	.16592	MTO	237
HESFA96-126	.16613	MTO	237
HESFA96-132	.18222	MTO	237
HESFA96-138	.18245	MTO	237
HESFA96-144	.19855	MTO	237
HESFA96-48	.6818	MTO	237
HESFA96-54	.6840	MTO	237
HESFA96-60	.8449	MTO	237
HESFA96-66	.8458	MTO	237
HESFA96-72	.10081	MTO	237
HESFA96-78	.10087	MTO	237
HESFA96-84	.11713	MTO	237
HESFA96-90	.11719	MTO	237
HESFA96-96	.13207	MTO	237
HFH	.45	MTO	38
HFL-5000	.3490	MTO	118
HG1836BL	.80	MTO	47,71
HG1836C	.80	MTO	47,71
HG1836R	.80	MTO	47,71
HG1836W	.80	MTO	47,71
HG1848BL	.93	MTO	47,71
HG1848C	.93	MTO	47,71
HG1848R	.93	MTO	47,71
HG1848W	.93	MTO	47,71
HG2136BL	.86	MTO	47,71
HG2136C	.86	MTO	47,71
HG2136R	.86	MTO	47,71
HG2136W	.86	MTO	47,71
HG2148BL	.98	MTO	47,71
HG2148C	.98	MTO	47,71
HG2148R	.98	MTO	47,71
HG2148W	.98	MTO	47,71
HG2436BL	.91	MTO	47,71
HG2436C	.91	MTO	47,71
HG2436R	.91	MTO	47,71
HG2436W	.91	MTO	47,71
HG2448BL	.104	MTO	47,71
HG2448C	.104	MTO	47,71
HG2448R	.104	MTO	47,71
HG2448W	.104	MTO	47,71
HGK18	.28	MTO	47,71
HGK21	.32	MTO	47,71
HGK24	.38	MTO	47,71
HGML18	.28	MTO	47,71
HGML21	.32	MTO	47,71
HGML24	.38	MTO	47,71
HGP18	.28	MTO	47,71
HGP21	.32	MTO	47,71
HGP24	.38	MTO	47,71
HGR18	.28	MTO	47,71
HGR21	.32	MTO	47,71
HGR24	.38	MTO	47,71
HGS18	.28	MTO	47,71
HGS21	.32	MTO	47,71
HGS24	.38	MTO	47,71
HGU18	.28	MTO	47,71
HGU21	.32	MTO	47,71
HGU24	.38	MTO	47,71
HPFNLSI-RA2.25-120	.7166	MTS	260
HPFNLSI-RC2.25-120	.7326	MTO	260
HPFNLSN-RA2.25-120	.5777	MTS	260
HPFNLSN-RC2.25-120	.5937	MTO	260
HPFNSSI-RA2.25-120	.6438	MTO	260
HPFNSSI-RC2.25-120	.6598	MTO	260
HPFNSSN-RA2.25-120	.5049	MTS	260
HPFNSSN-RC2.25-120	.5208	MTO	260
HPHNLSI-RA2.25-120	.5988	MTO	261
HPHNLSI-RC2.25-120	.6068	MTO	261
HPHNLSN-RA2.25-120	.5260	MTO	261
HPHNLSN-RC2.25-120	.5341	MTO	261
HPHNSSI-RA2.25-120	.5303	MTO	261
HPHNSSI-RC2.25-120	.5384	MTO	261
HPHNSSN-RA2.25-120	.4576	MTS	261
HPHNSSN-RC2.25-120	.4658	MTO	261
HPUELSI-RA3.00-120	.6485	MTO	261
HPUELSI-RC3.00-120	.6565	MTO	261
HPUELSN-RA3.00-120	.5758	MTO	261
HPUELSN-RC3.00-120	.5839	MTO	261
HPUESSI-RA3.00-120	.5801	MTO	261
HPUESSI-RC3.00-120	.5882	MTO	261
HPUESSN-RA3.00-120	.5073	MTO	261
HPUESSN-RC3.00-120	.5154	MTO	261
HS12-19	.1187	MTO	212
HS12-24	.1235	MTO	212
HS18-19	.1262	MTO	212
HS18-24	.1315	MTO	212
HSA-10	.447	MTS	119
HSA-10-1FK	.1136	MTS	121
HSA-10-8	.475	MTO	122
HSA-10-8F	.558	MTO	122
HSA-10-F	.524	MTS	119
HSA-10-FA	.554	MTS	119
HSA-10-FA-1P	.1159	MTS	121
HSA-10-FA-P	.1159	MTS	121
HSA-10-FA-PE	.2539	MTO	120
HSA-10-FAW	.705	MTS	119,121
HSA-10-FDP	.1103	MTO	119
HSA-10-FDPE	.2730	MTO	120
HSA-10-FDPEE	.2992	MTO	120
HSA-10-FDPEE-B-T	.4197	MTO	121
HSA-10-FDPK	.1740	MTO	121
HSA-10-FDPS	.1684	MTO	119
HSA-10-FDP-T	.1608	MTO	122
HSA-10-F-DS	.691	MTO	119
HSA-10-FE	.1908	MTS	120
HSA-10-FE-B-DS	.2370	MTO	121
HSA-10-FE-B-NB-MG	.2416	MTO	121
HSA-10-FE-B-T-NB-MG	.2977	MTO	121
HSA-10-FK	.1136	MTS	121
HSA-10-FL	.750	MTS	119

100 Industrial Boulevard, Clayton, DE 19938-8903 U.S.A.
Phone: 800-441-8440 or 302-653-3000. Fax: 302-653-2065
http://www.eaglegrp.com

EAGLE GROUP
Profit from the Eagle Advantage®

Part List Number	Price	MTO/ MTS	Page No.
HSA-10-FLDP	1324	MTO	119
HSA-10-FO	621	MTS	119
HSA-10-FODP	1355	MTO	119
HSA-10-FODPE	2742	MTO	120
HSA-10-FOE	2005	MTO	120
HSA-10-FTWS	827	MTO	121
HSA-10-FW	605	MTS	121
HSAD-10-F	484	MTS	122
HSAE-10-FA	583	MTS	122
HSAN-10-F	623	MTS	122
HSAN-10-F-DS	796	MTO	119
HSAN-10-FE-B-DS	2655	MTO	121
HSAND-10-F	520	MTS	122
HSANT-FS	736	MTO	122
HSAP-14-ADA-FE-B	4186	MTO	121,122
HSAP-14-FW	1509	MTS	122
HSA-SSK	128	MTS	125
HSD12-24	1585	MTO	212
HSD18-19	1609	MTO	212
HSD18-24	1666	MTO	212
HSR-12	184	MTO	220
HSR-18	190	MTO	220
HSR-24	220	MTO	220
HSR-30	249	MTO	220
HSR-36	276	MTO	220
HT2CB-120	5904	MTO	155
HT2CB-208	5904	MTO	155
HT2CB-240	5904	MTO	155
HT2CB-LP	3837	MTO	156
HT2CB-NG	3837	MTO	156
HT2-LP	1531	MTS	156
HT2-NG	1531	MTS	156
HT2OB-120	4244	MTO	155
HT2OB-208	4244	MTO	155
HT2OB-240	4244	MTO	155
HT2OB-LP	3721	MTO	156
HT2OB-NG	3721	MTO	156
HT3CB-120	6861	MTO	155
HT3CB-208	6861	MTO	155
HT3CB-240	6861	MTO	155
HT3CB-LP	4385	MTO	156
HT3CB-NG	4385	MTO	156
HT3-LP	1834	MTS	156
HT3-NG	1834	MTS	156
HT3OB-120	4853	MTO	155
HT3OB-208	4853	MTO	155
HT3OB-240	4853	MTO	155
HT3OB-LP	4253	MTO	156
HT3OB-NG	4253	MTO	156
HT4CB-120	7834	MTO	155
HT4CB-208	7834	MTO	155
HT4CB-240	7834	MTO	155
HT4CB-LP	5136	MTO	156
HT4CB-NG	5136	MTO	156
HT4-LP	2245	MTS	156
HT4-NG	2245	MTS	156
HT4OB-120	5676	MTO	155
HT4OB-208	5676	MTO	155
HT4OB-240	5676	MTO	155
HT4OB-LP	4982	MTO	156
HT4OB-NG	4982	MTO	156
HT5CB-208	9923	MTO	155
HT5CB-240	9923	MTO	155
HT5CB-LP	6140	MTO	156
HT5CB-NG	6140	MTO	156
HT5-LP	2703	MTS	156
HT5-NG	2703	MTS	156
HT5OB-208	6791	MTO	155
HT5OB-240	6791	MTO	155
HT5OB-LP	5956	MTO	156
HT5OB-NG	5956	MTO	156
HT6CB-208	11311	MTO	155
HT6CB-240	11311	MTO	155
HT6CB-LP	7175	MTO	156
HT6CB-NG	7175	MTO	156
HT6OB-208	7934	MTO	155
HT6OB-240	7934	MTO	155
HT6OB-LP	6959	MTO	156
HT6OB-NG	6959	MTO	156
HWB-E	2199	MTO	123
HWB-T	2390	MTO	123
HWC-E	2103	MTO	123
HWC-T	2295	MTO	123
ICWB-19/19	863	MTO	215
ICWB-19/24L	885	MTO	215
ICWB-19/24R	885	MTO	215
ICWB-19/30L	900	MTO	215
ICWB-19/30R	900	MTO	215
ICWB-24/24	900	MTO	215
ICWB-24/30L	923	MTO	215
ICWB-24/30R	923	MTO	215
IL-2	1368	MTO	167
IL-3	1574	MTO	167
IL-4	1758	MTO	167
K10	38	MTO	49,72
K12	41	MTO	49,72
K14	44	MTO	49,72
K16	48	MTO	49,72
K18	51	MTO	49,72
K20	53	MTO	49,72
KBD-1/SS	313	MTO	19,40,107
KBD-2	196	MTS	19,107
KBD-2/SS	330	MTO	19,107
KP12-A	18	MTO	62
KP34-A	27	MTO	62
KP48-A	28	MTO	62
KP54-A	31	MTO	62
KP68-A	38	MTO	62
KP72-A	41	MTO	62
KP76-A	43	MTO	62
KP84-A	49	MTO	62
KR1842A	687	MTO	62
KR1860A	923	MTO	62
KR1880A	1063	MTO	62
KR1893A	1266	MTO	62
KRB1842A	93	MTO	62
KRB1860A	107	MTO	62
KRB1880A	114	MTO	62
KRB1893A	136	MTO	62
KRS1842A	177	MTO	62
KRS1860A	277	MTO	62
KRS1880A	335	MTO	62
KRS1893A	397	MTO	62
KSR-12	263	MTO	220
KSR-18	266	MTO	220
KSR-24	283	MTO	220
KSR-30	290	MTO	220
KSR-36	303	MTO	220
L14-1BL	15	MTO	45,67
L14-1C	15	MTO	20,45,67
L14-1R	15	MTO	45,67
L14-1S	23	MTO	20
L14-1V	14	MTO	20
L14-1VG	14	MTO	20
L14-1W	15	MTO	45,67
L14-4BL	18	MTO	45,67
L14-4C	18	MTS	20,45,67
L14-4E	23	MTO	20
L14-4R	18	MTO	45,67
L14-4S	38	MTS	20
L14-4V	21	MTO	20
L14-4VG	21	MTO	20
L14-4W	18	MTO	45,67
L18-1BL	16	MTO	45,67
L18-1C	16	MTO	20,45,67
L18-1R	16	MTO	45,67
L18-1S	24	MTO	20
L18-1V	15	MTO	20
L18-1VG	15	MTO	20
L18-1W	16	MTO	45,67
L18-4BL	21	MTO	45,67
L18-4C	21	MTS	20,45,67
L18-4E	25	MTO	20
L18-4R	21	MTO	45,67
L18-4S	41	MTS	20
L18-4V	23	MTO	20
L18-4VG	23	MTO	20
L18-4W	21	MTO	45,67
L1824PSM	110	MTS	53
L1824PSM-M	151	MTO	53
L1824PZM	100	MTS	53
L1824PZM-M	137	MTO	53
L1830PSM	116	MTS	53
L1830PSM-M	158	MTO	53
L1830PZM	102	MTS	53
L1830PZM-M	139	MTO	53
L1836PSM	128	MTS	53
L1836PSM-M	170	MTO	53
L1836PZM	105	MTS	53
L1836PZM-M	142	MTO	53
L1842PSM	136	MTS	53
L1842PSM-M	177	MTO	53
L1842PZM	122	MTS	53
L1842PZM-M	159	MTO	53
L1848PSM	143	MTS	53
L1848PSM-M	185	MTO	53
L1848PZM	125	MTS	53
L1848PZM-M	162	MTO	53
L1854PSM	159	MTS	53
L1854PSM-M	200	MTO	53
L1854PZM	142	MTS	53
L1854PZM-M	179	MTO	53
L1860PSM	162	MTS	53
L1860PSM-M	203	MTO	53
L1860PZM	146	MTS	53
L1860PZM-M	183	MTO	53
L21-1BL	18	MTO	45,67
L21-1C	18	MTO	20,45,67
L21-1R	18	MTO	45,67
L21-1S	26	MTO	20
L21-1V	16	MTO	20
L21-1VG	16	MTO	20
L21-1W	18	MTO	45,67
L21-4BL	22	MTO	45,67
L21-4C	22	MTS	20,45,67
L21-4E	26	MTO	20
L21-4R	22	MTO	45,67
L21-4S	50	MTO	20
L21-4V	24	MTO	20
L21-4VG	24	MTO	20
L21-4W	22	MTO	45,67
L2324PSM	133	MTO	53
L2324PSM-M	193	MTO	53
L2324PZM	121	MTO	53
L2324PZM-M	177	MTO	53
L2330PSM	136	MTS	53
L2330PSM-M	197	MTO	53
L2330PZM	123	MTS	53
L2330PZM-M	179	MTO	53
L2336PSM	139	MTS	53
L2336PSM-M	200	MTO	53
L2336PZM	126	MTS	53
L2336PZM-M	183	MTO	53
L2342PSM	167	MTS	53
L2342PSM-M	228	MTO	53
L2342PZM	150	MTS	53
L2342PZM-M	207	MTO	53
L2348PSM	171	MTS	53
L2348PSM-M	232	MTO	53
L2348PZM	152	MTS	53
L2348PZM-M	209	MTO	53
L2354PSM	195	MTS	53
L2354PSM-M	255	MTO	53
L2354PZM	175	MTS	53
L2354PZM-M	232	MTO	53
L2360PSM	198	MTS	53
L2360PSM-M	259	MTO	53
L2360PZM	177	MTS	53
L2360PZM-M	234	MTO	53
L24-1BL	21	MTO	45,67
L24-1C	21	MTS	20,45,67
L24-1R	21	MTO	45,67
L24-1S	28	MTO	20
L24-1V	17	MTO	20

Alphanumeric Index

Part List Number	Price	MTO/ MTS	Page No.
L24-1VG	.17	MTO	20
L24-1W	.21	MTO	45,67
L24-4BL	.24	MTO	45,67
L24-4C	.24	MTS	20,45,67
L24-4E	.28	MTO	20
L24-4R	.24	MTO	45,67
L24-4S	.54	MTS	20
L24-4V	.26	MTO	20
L24-4VG	.26	MTO	20
L24-4W	.24	MTO	45,67
L30-1BL	.22	MTO	45,67
L30-1C	.22	MTO	20,45,67
L30-1R	.22	MTO	45,67
L30-1S	.39	MTO	20
L30-1V	.18	MTO	20
L30-1VG	.18	MTO	20
L30-1W	.22	MTO	45,67
L30-4BL	.29	MTO	45,67
L30-4C	.29	MTS	20,45,67
L30-4E	.34	MTO	20
L30-4R	.29	MTO	45,67
L30-4S	.65	MTO	20
L30-4V	.29	MTO	20
L30-4VG	.29	MTO	20
L30-4W	.29	MTO	45,67
L36-1BL	.24	MTO	45,67
L36-1C	.24	MTS	20,45,67
L36-1R	.24	MTO	45,67
L36-1S	.43	MTO	20
L36-1V	.26	MTO	20
L36-1VG	.26	MTO	20
L36-1W	.24	MTO	45,67
L36-4BL	.34	MTS	45,67
L36-4C	.34	MTS	20,45,67
L36-4E	.37	MTO	20
L36-4R	.34	MTO	45,67
L36-4S	.76	MTS	20
L36-4V	.36	MTO	20
L36-4VG	.36	MTO	20
L36-4W	.34	MTO	45,67
L42-1BL	.27	MTO	45,67
L42-1C	.27	MTO	20,45,67
L42-1R	.27	MTO	45,67
L42-1S	.49	MTO	20
L42-1V	.28	MTO	20
L42-1VG	.28	MTO	20
L42-1W	.27	MTO	45,67
L42-4BL	.37	MTO	45,67
L42-4C	.37	MTS	20,45,67
L42-4E	.45	MTO	20
L42-4R	.37	MTO	45,67
L42-4S	.86	MTO	20
L42-4V	.43	MTO	20
L42-4VG	.43	MTO	20
L42-4W	.37	MTO	45,67
L48-1BL	.28	MTO	45,67
L48-1C	.28	MTS	20,45,67
L48-1R	.28	MTO	45,67
L48-1S	.50	MTO	20
L48-1V	.29	MTO	20
L48-1VG	.29	MTO	20
L48-1W	.28	MTO	45,67
L48-4BL	.40	MTS	45,67
L48-4C	.40	MTS	20,45,67
L48-4E	.46	MTO	20
L48-4R	.40	MTO	45,67
L48-4S	.97	MTS	20
L48-4V	.45	MTO	20
L48-4VG	.45	MTO	20
L48-4W	.40	MTO	45,67
L54-1BL	.29	MTO	45,67
L54-1C	.29	MTS	20,45,67
L54-1R	.29	MTO	45,67
L54-1S	.57	MTO	20
L54-1V	.30	MTO	20
L54-1VG	.30	MTO	20
L54-1W	.29	MTO	45,67
L54-4BL	.41	MTO	45,67
L54-4C	.41	MTO	20,45,67
L54-4E	.49	MTO	20
L54-4R	.41	MTO	45,67
L54-4S	.110	MTO	20
L54-4V	.48	MTO	20
L54-4VG	.48	MTO	20
L54-4W	.41	MTO	45,67
L60-1BL	.32	MTO	45,67
L60-1C	.32	MTS	20,45,67
L60-1R	.32	MTO	45,67
L60-1S	.63	MTO	20
L60-1V	.32	MTO	20
L60-1VG	.32	MTO	20
L60-1W	.32	MTO	45,67
L60-4BL	.44	MTO	45,67
L60-4C	.44	MTS	20,45,67
L60-4E	.52	MTO	20
L60-4R	.44	MTO	45,67
L60-4S	.111	MTS	20
L60-4V	.51	MTO	20
L60-4VG	.51	MTO	20
L60-4W	.44	MTO	45,67
L72-1BL	.37	MTO	45,67
L72-1C	.37	MTO	20,45,67
L72-1R	.37	MTO	45,67
L72-1S	.67	MTO	20
L72-1V	.33	MTO	20
L72-1VG	.33	MTO	20
L72-1W	.37	MTO	45,67
L72-4BL	.52	MTO	45,67
L72-4C	.52	MTS	20,45,67
L72-4E	.59	MTO	20
L72-4R	.52	MTO	45,67
L72-4S	.139	MTS	20
L72-4V	.53	MTO	20
L72-4VG	.53	MTO	20
L72-4W	.52	MTO	45,67
LD12-24	.980	MTO	219
LD18-24	.1153	MTO	219
LD24-18	.1038	MTO	200
LD24-22	.1098	MTO	204
LD24-24	.1324	MTO	219
LD30-24	.1493	MTO	219
LD36-24	.1666	MTO	219
LDDR12-19	.1129	MTO	219
LDDR18-19	.1324	MTO	219
LDDR24-19	.1516	MTO	219
LDDR30-19	.1710	MTO	219
LDDR36-19	.1901	MTO	219
LDH	.9	MTS	38
LDH-BL	.11	MTO	46,68
LDH-C	.11	MTO	46,68
LDSR12-19	.980	MTO	219
LDSR12-24	.1129	MTO	219
LDSR18-19	.1153	MTO	219
LDSR18-24	.1324	MTO	219
LDSR24-19	.1324	MTO	219
LDSR24-24	.1516	MTO	219
LDSR30-19	.1493	MTO	219
LDSR30-24	.1710	MTO	219
LDSR36-19	.1666	MTO	219
LDSR36-24	.1901	MTO	219
LDUS12	.54	MTO	38
LEP74-S	.521	MTO	58
LEVELING FOOT	.2	MTO	22
LH	.7	MTS	38
LH-BL	.7	MTO	46,68
LH-C	.7	MTO	46,68
LLD24-18	.1101	MTO	200
LLD24-22	.1203	MTO	204
LMUK1836-S	.1186	MTO	58
LMUK1842-S	.1202	MTO	58
LMUK1848-S	.1217	MTO	58
LMUK1854-S	.1239	MTO	58
LMUK1860-S	.1260	MTO	58
LMUK2336-S	.1205	MTO	58
LMUK2342-S	.1221	MTO	58
LMUK2348-S	.1236	MTO	58
LMUK2354-S	.1255	MTO	58
LMUK2360-S	.1321	MTO	58
LOHT-10	.708	MTO	58
LOHT-11	.792	MTO	58
LOHT-12	.820	MTO	58
LOHT-13	.834	MTO	58
LOHT-14	.842	MTO	58
LOHT-15	.864	MTO	58
LOHT-16	.870	MTO	58
LOHT-17	.878	MTO	58
LOHT-18	.903	MTO	58
LOHT-19	.1119	MTO	58
LOHT-20	.1150	MTO	58
LOHT-21	.1161	MTO	58
LOHT-6	.391	MTO	58
LOHT-7	.419	MTO	58
LOHT-8	.452	MTO	58
LOHT-9	.486	MTO	58
LR24-BL	.24	MTO	46,68
LR24-C	.24	MTO	46,68
LR24-R	.24	MTO	46,68
LR24-W	.24	MTO	46,68
LR30-BL	.25	MTO	46,68
LR30-C	.25	MTO	46,68
LR30-R	.25	MTO	46,68
LR30-W	.25	MTO	46,68
LR36-BL	.27	MTO	30,46, 68,73
LR36-C	.27	MTO	30,46, 68,73
LR36-R	.27	MTO	46,68
LR36-V	.32	MTO	30,73
LR36-VG	.32	MTO	30,73
LR36-W	.27	MTO	46,68
LR36-Z	.22	MTO	30,73
LR42-BL	.29	MTO	46,68
LR42-C	.29	MTO	46,68
LR42-R	.29	MTO	46,68
LR42-W	.29	MTO	46,68
LR48-BL	.40	MTO	30,46, 68,73
LR48-C	.40	MTO	30,46, 68,73
LR48-R	.40	MTO	46,68
LR48-V	.45	MTO	30,73
LR48-VG	.45	MTO	30,73
LR48-W	.40	MTO	46,68
LR48-Z	.24	MTO	30,73
LR54-BL	.42	MTO	46,68
LR54-C	.42	MTO	46,68
LR54-R	.42	MTO	46,68
LR54-W	.42	MTO	46,68
LR60-BL	.44	MTO	30,46, 68,73
LR60-C	.44	MTO	30,46, 68,73
LR60-R	.44	MTO	46,68
LR60-V	.51	MTO	30,73
LR60-VG	.51	MTO	30,73
LR60-W	.44	MTO	46,68
LR60-Z	.26	MTO	30,73
LR66-BL	.48	MTO	46,68
LR66-C	.48	MTO	46,68
LR66-R	.48	MTO	46,68
LR66-W	.48	MTO	46,68
LR72-BL	.60	MTO	46,68
LR72-C	.60	MTO	46,68
LR72-R	.60	MTO	46,68
LR72-W	.60	MTO	46,68
LSD18-VG	.31	MTO	55
LSD23-VG	.35	MTO	55
LSDSK-18	.544	MTO	57
LSDSK-23	.588	MTO	57
LSE1254-VG	.115	MTO	56
LSE1263-VG	.147	MTO	56
LSE1274-VG	.165	MTO	56
LSE1854-VG	.117	MTO	56
LSE1863-VG	.156	MTO	56

100 Industrial Boulevard, Clayton, DE 19938-8903 U.S.A.
Phone: 800-441-8440 or 302-653-3000. Fax: 302-653-2065
http://www.eaglegrp.com

EAGLE GROUP
Profit from the Eagle Advantage®

Part List Number	Price	MTO/ MTS	Page No.
LSE1874-VG	.172	MTO	56
LSL18-1VG	.19	MTO	55
LSL18-4VG	.29	MTO	55
LSL23-1VG	.21	MTO	55
LSL23-4VG	.30	MTO	55
LSL24-1VG	.21	MTO	55
LSL24-4VG	.30	MTO	55
LSL30-1VG	.23	MTO	55
LSL30-4VG	.39	MTO	55
LSL36-1VG	.33	MTO	55
LSL36-4VG	.46	MTO	55
LSL42-1VG	.35	MTO	55
LSL42-4VG	.48	MTO	55
LSL48-1VG	.37	MTO	55
LSL48-4VG	.56	MTO	55
LSL54-1VG	.40	MTO	55
LSL54-4VG	.58	MTO	55
LSL60-1VG	.43	MTO	55
LSL60-4VG	.59	MTO	55
LWB18-VG	.56	MTO	56
LWB23-VG	.64	MTO	56
M1836BL	.101	MTO	30,73
M1836BL-4	.509	MTO	30,73
M1836C	.101	MTO	30,73
M1836C-4	.509	MTO	30,73
M1836V	.112	MTO	30,73
M1836V-4	.535	MTO	30,73
M1836VG	.112	MTO	30,73
M1836VG-4	.535	MTO	30,73
M1836Z	.98	MTO	30,73
M1836Z-4	.495	MTO	30,73
M1848BL	.119	MTO	30,73
M1848BL-4	.581	MTO	30,73
M1848C	.119	MTO	30,73
M1848C-4	.581	MTO	30,73
M1848V	.126	MTO	30,73
M1848V-4	.616	MTO	30,73
M1848VG	.126	MTO	30,73
M1848VG-4	.616	MTO	30,73
M1848Z	.114	MTO	30,73
M1848Z-4	.569	MTO	30,73
M1860BL	.131	MTO	30,73
M1860BL-4	.629	MTO	30,73
M1860C	.131	MTO	30,73
M1860C-4	.629	MTO	30,73
M1860V	.137	MTO	30,73
M1860V-4	.669	MTO	30,73
M1860VG	.137	MTO	30,73
M1860VG-4	.669	MTO	30,73
M1860Z	.126	MTO	30,73
M1860Z-4	.620	MTO	30,73
M18BL	.39	MTO	30,73
M18C	.39	MTO	30,73
M18V	.44	MTO	30,73
M18VG	.44	MTO	30,73
M18Z	.37	MTO	30,73
MA1-18	.516	MTO	205
MA1-22	.547	MTO	205
MA2-18	.614	MTS	205
MA2-22	.660	MTO	205
MA4-18	.640	MTO	205
MA4-22	.677	MTO	205
MA5-18	.540	MTO	205
MA5-22	.571	MTO	205
MA5I-18	.762	MTO	205
MA5I-22	.816	MTO	205
MA6-18	.485	MTO	205
MA6-22	.515	MTO	205
MA7-18	.797	MTS	205
MA7-22	.821	MTS	205
MAB12-18	.602	MTO	205
MAB12-22	.650	MTO	205
MAB18-18	.698	MTO	205
MAB18-22	.754	MTO	205
MAWB12-18	.430	MTO	205
MAWB12-22	.461	MTO	205
MCWS2424C	.603	MTS	40
MCWS2424S	1208	MTO	40
MCWS3030C	.669	MTO	40
MCWS3030S	1326	MTO	40
MD2436	1085	MTO	40
MD2448	1174	MTO	40
MDH-10	.18	MTO	38
MDH-12	.17	MTO	38
MDH-4	.12	MTO	38
MDH-6	.13	MTO	38
MDH-8	.7	MTO	38
MDR1824-C	.402	MTO	33
MDR1824-E	.467	MTO	33
MDR1830-C	.420	MTO	33
MDR1830-E	.478	MTO	33
MDR1836-C	.425	MTO	33
MDR1836-E	.486	MTO	33
MDR1836-S	1149	MTO	33
MDR1848-C	.456	MTO	33
MDR1848-E	.521	MTO	33
MDR1848-S	1220	MTO	33
MDR1860-C	.492	MTO	33
MDR1860-E	.565	MTO	33
MDR2124-C	.408	MTO	33
MDR2124-E	.471	MTO	33
MDR2130-C	.424	MTO	33
MDR2130-E	.489	MTO	33
MDR2136-C	.434	MTO	33
MDR2136-E	.500	MTO	33
MDR2148-C	.466	MTO	33
MDR2148-E	.527	MTO	33
MDR2160-C	.510	MTO	33
MDR2160-E	.581	MTO	33
MDR2424-C	.416	MTO	33
MDR2424-E	.486	MTO	33
MDR2430-C	.427	MTO	33
MDR2430-E	.495	MTO	33
MDR2436-C	.440	MTO	33
MDR2436-E	.504	MTO	33
MDR2436-S	1100	MTO	33
MDR2448-C	.471	MTO	33
MDR2448-E	.541	MTO	33
MDR2448-S	1300	MTO	33
MDR2460-C	.527	MTO	33
MDR2460-E	.602	MTO	33
MDR-L1832PSM	.643	MTO	54
MDR-L1841PSM	.688	MTO	54
MDR-L1850PSM	.749	MTO	54
MDR-L2332PSM	.661	MTO	54
MDR-L2341PSM	.721	MTO	54
MDR-L2350PSM	.780	MTO	54
MDR-S1832PSM	.648	MTO	54
MDR-S1841PSM	.702	MTO	54
MDR-S1850PSM	.758	MTO	54
MDR-S2332PSM	.672	MTO	54
MDR-S2341PSM	.734	MTO	54
MDR-S2350PSM	.796	MTO	54
MET2430S	1643	MTS	108
MF30-18	.597	MTO	205
MF30-22	.620	MTO	205
MF45-18	.597	MTO	205
MF45-22	.620	MTO	205
MF60-18	.597	MTO	205
MF60-22	.620	MTO	205
MF90-18	.597	MTO	205
MF90-22	.620	MTO	205
MFC-18	.767	MTO	206
MFC-22	.767	MTO	206
ML10	.38	MTO	49,72
ML12	.41	MTO	49,72
ML14	.44	MTO	49,72
ML16	.48	MTO	49,72
ML18	.51	MTO	49,72
ML20	.53	MTO	49,72
MMB-K/A-14-L	.57	MTO	61
MMB-K/A-14-R	.57	MTO	61
MMB-K/A-18-L	.64	MTO	61
MMB-K/A-18-R	.64	MTO	61
MMB-K/A-21-L	.72	MTO	61
MMB-K/A-21-R	.72	MTO	61
MMB-K/A-24-L	.82	MTO	61
MMB-K/A-24-R	.82	MTO	61
MMB-K-14-L	.49	MTO	61
MMB-K-14-R	.49	MTO	61
MMB-K-18-L	.61	MTO	61
MMB-K-18-R	.61	MTO	61
MMB-K-21-L	.68	MTO	61
MMB-K-21-R	.68	MTO	61
MMB-K-24-L	.75	MTO	61
MMB-K-24-R	.75	MTO	61
MMBB/A-10	.648	MTO	60
MMBB/A-12	.779	MTO	60
MMBB/A-4	.286	MTO	60
MMBB/A-5	.324	MTO	60
MMBB/A-6	.387	MTO	60
MMBB/A-7	.455	MTO	60
MMBB/A-8	.518	MTO	60
MMBB/A-9	.585	MTO	60
MMBB-10	.669	MTO	60
MMBB-12	.800	MTO	60
MMBB-4	.282	MTO	60
MMBB-5	.333	MTO	60
MMBB-6	.400	MTO	60
MMBB-7	.467	MTO	60
MMBB-8	.535	MTO	60
MMBB-9	.602	MTO	60
MMBB/FC/A-10	.459	MTO	60
MMBB/FC/A-12	.473	MTO	60
MMBB/FC/A-4	.145	MTO	60
MMBB/FC/A-5	.181	MTO	60
MMBB/FC/A-6	.219	MTO	60
MMBB/FC/A-7	.257	MTO	60
MMBB/FC/A-8	.295	MTO	60
MMBB/FC/A-9	.333	MTO	60
MMBB/FC-10	.459	MTO	60
MMBB/FC-12	.473	MTO	60
MMBB/FC-4	.145	MTO	60
MMBB/FC-5	.181	MTO	60
MMBB/FC-6	.219	MTO	60
MMBB/FC-7	.257	MTO	60
MMBB/FC-8	.295	MTO	60
MMBB/FC-9	.333	MTO	60
MMBBSS/FC-10	1205	MTO	60
MMBBSS/FC-12	1448	MTO	60
MMBBSS/FC-4	.487	MTO	60
MMBBSS/FC-5	.611	MTO	60
MMBBSS/FC-6	.725	MTO	60
MMBBSS/FC-7	.846	MTO	60
MMBBSS/FC-8	.965	MTO	60
MMBBSS/FC-9	1085	MTO	60
MMBBSS-10	1646	MTO	60
MMBBSS-12	1983	MTO	60
MMBBSS-4	.653	MTO	60
MMBBSS-5	.821	MTO	60
MMBBSS-7	1154	MTO	60
MMBBSS-8	1318	MTO	60
MMBBSS-9	1482	MTO	60
MMBC-K/A-18-L	.55	MTO	62
MMBC-K/A-18-R	.55	MTO	62
MMBC-K/A-21-L	.63	MTO	62
MMBC-K/A-21-R	.63	MTO	62
MMBC-K/A-24-L	.67	MTO	62
MMBC-K/A-24-R	.67	MTO	62
MMBC-K-18-L	.59	MTO	62
MMBC-K-18-R	.59	MTO	62
MMBC-K-21-L	.67	MTO	62
MMBC-K-21-R	.67	MTO	62
MMBC-K-24-L	.76	MTO	62
MMBC-K-24-R	.76	MTO	62
MMBCSS-K-18-L	.109	MTO	62
MMBCSS-K-18-R	.109	MTO	62
MMBCSS-K-21-L	.135	MTO	62
MMBCSS-K-21-R	.135	MTO	62
MMBCSS-K-24-L	.160	MTO	62
MMBCSS-K-24-R	.160	MTO	62
MMBSS-K-14-L	.108	MTO	61
MMBSS-K-14-R	.108	MTO	61
MMBSS-K-18-L	.148	MTO	61

Alphanumeric Index

Part List Number	Price	MTO/ MTS	Page No.
MMBSS-K-18-R	148	MTO	61
MMBSS-K-21-L	176	MTO	61
MMBSS-K-21-R	176	MTO	61
MMBSS-K-24-L	190	MTO	61
MMBSS-K-24-R	190	MTO	61
MMCB/A6-L	29	MTO	60
MMCB/A6-R	29	MTO	60
MMCB-6-L	21	MTO	60
MMCB-6-R	21	MTO	60
MMCBSS-6-L	46	MTO	60
MMCBSS-6-R	44	MTO	60
MMDB-K/A-14	85	MTO	61
MMDB-K/A-18	111	MTO	61
MMDB-K/A-21	118	MTO	61
MMDB-K/A-24	125	MTO	61
MMDB-K-14	86	MTO	61
MMDB-K-18	100	MTO	61
MMDB-K-21	111	MTO	61
MMDB-K-24	115	MTO	61
MMDBC-K-18	97	MTO	62
MMDBC-K-21	109	MTO	62
MMDBC-K-24	114	MTO	62
MMDBC-K/A-18	88	MTO	62
MMDBC-K/A-21	101	MTO	62
MMDBC-K/A-24	109	MTO	62
MMDBCSS-K-18	164	MTO	62
MMDBCSS-K-21	189	MTO	62
MMDBCSS-K-24	210	MTO	62
MMDBSS-K-14	151	MTO	61
MMDBSS-K-18	210	MTO	61
MMDBSS-K-21	253	MTO	61
MMDBSS-K-24	275	MTO	61
MMDFB-K-14	134	MTO	61
MMDFB-K-18	174	MTO	61
MMDFB-K-21	193	MTO	61
MMDFB-K-24	199	MTO	61
MMDFBSSK-149	277	MTO	61
MMDFBSSK-189	354	MTO	61
MMDFBSSK-249	473	MTO	61
MMFB-K-14-L	83	MTO	61
MMFB-K-14-R	83	MTO	61
MMFB-K-18-L	99	MTO	61
MMFB-K-18-R	99	MTO	61
MMFB-K-21-L	113	MTO	61
MMFB-K-21-R	113	MTO	61
MMFB-K-24-L	122	MTO	61
MMFB-K-24-R	122	MTO	61
MMFBSSK-149-L	242	MTO	61
MMFBSSK-149-R	242	MTO	61
MMFBSSK-189-L	322	MTO	61
MMFBSSK-189-R	322	MTO	61
MMFBSSK-249-L	415	MTO	61
MMFBSSK-249-R	415	MTO	61
MMNSBB/FC-10	401	MTO	60
MMNSBB/FC-12	497	MTO	60
MMNSBB/FC-4	157	MTO	60
MMNSBB/FC-5	197	MTO	60
MMNSBB/FC-6	237	MTO	60
MMNSBB/FC-7	278	MTO	60
MMNSBB/FC-8	320	MTO	60
MMNSBB/FC-9	360	MTO	60
MMNSBBSS/FC-10	1387	MTO	60
MMNSBBSS/FC-12	1663	MTO	60
MMNSBBSS/FC-4	558	MTO	60
MMNSBBSS/FC-5	702	MTO	60
MMNSBBSS/FC-6	833	MTO	60
MMNSBBSS/FC-7	973	MTO	60
MMNSBBSS/FC-8	1109	MTO	60
MMNSBBSS/FC-9	1247	MTO	60
MMNSB-K/A-14-L	61	MTO	61
MMNSB-K/A-14-R	61	MTO	61
MMNSB-K/A-18-L	71	MTO	61
MMNSB-K/A-18-R	71	MTO	61
MMNSB-K/A-21-L	79	MTO	61
MMNSB-K/A-21-R	79	MTO	61
MMNSB-K/A-24-L	91	MTO	61
MMNSB-K/A-24-R	91	MTO	61
MMNSB-K-14-L	56	MTO	61
MMNSB-K-14-R	56	MTO	61
MMNSB-K-18-L	67	MTO	61
MMNSB-K-18-R	67	MTO	61
MMNSB-K-21-L	75	MTO	61
MMNSB-K-21-R	75	MTO	61
MMNSB-K-24-L	82	MTO	61
MMNSB-K-24-R	82	MTO	61
MMNSBB-10	766	MTO	60
MMNSBB-12	918	MTO	60
MMNSBB-4	320	MTO	60
MMNSBB-5	383	MTO	60
MMNSBB-6	459	MTO	60
MMNSBB-7	535	MTO	60
MMNSBB-8	610	MTO	60
MMNSBB-9	686	MTO	60
MMNSBBSS-10	1890	MTO	60
MMNSBBSS-12	2265	MTO	60
MMNSBBSS-4	749	MTO	60
MMNSBBSS-5	943	MTO	60
MMNSBBSS-6	1137	MTO	60
MMNSBBSS-7	1322	MTO	60
MMNSBBSS-8	1511	MTO	60
MMNSBBSS-9	1701	MTO	60
MMNSBC-K/A-18-L	59	MTO	60
MMNSBC-K/A-18-R	59	MTO	60
MMNSBC-K/A-21-L	67	MTO	60
MMNSBC-K/A-21-R	67	MTO	60
MMNSBC-K/A-24-L	72	MTO	60
MMNSBC-K/A-24-R	72	MTO	60
MMNSBC-K-18-L	63	MTO	60
MMNSBC-K-18-R	63	MTO	60
MMNSBC-K-21-L	72	MTO	60
MMNSBC-K-21-R	72	MTO	60
MMNSBC-K-24-L	80	MTO	60
MMNSBC-K-24-R	80	MTO	60
MMNSBCSS-K-18-L	114	MTO	60
MMNSBCSS-K-18-R	114	MTO	60
MMNSBCSS-K-21-L	147	MTO	60
MMNSBCSS-K-21-R	147	MTO	60
MMNSBCSS-K-24-L	173	MTO	60
MMNSBCSS-K-24-R	173	MTO	60
MMNSBSS-K-14-L	114	MTO	61
MMNSBSS-K-14-R	114	MTO	61
MMNSBSS-K-18-L	152	MTO	61
MMNSBSS-K-18-R	152	MTO	61
MMNSBSS-K-21-L	186	MTO	61
MMNSBSS-K-21-R	186	MTO	61
MMNSBSS-K-24-L	199	MTO	61
MMNSBSS-K-24-R	199	MTO	61
MMNSCB/A6-L	29	MTO	60
MMNSCB/A6-R	29	MTO	60
MMNSCB-6-L	21	MTO	60
MMNSCB-6-R	21	MTO	60
MMNSCBSS-6-L	46	MTO	60
MMNSCBSS-6-R	46	MTO	60
MMNSDB-K/A-14	94	MTO	61
MMNSDB-K/A-18	121	MTO	61
MMNSDB-K/A-21	129	MTO	61
MMNSDB-K/A-24	138	MTO	61
MMNSDB-K-14	85	MTO	61
MMNSDB-K-18	111	MTO	61
MMNSDB-K-21	122	MTO	61
MMNSDB-K-24	126	MTO	61
MMNSDBC-K/A-18	97	MTO	62
MMNSDBC-K/A-21	105	MTO	62
MMNSDBC-K/A-24	109	MTO	62
MMNSDBC-K-18	105	MTO	62
MMNSDBC-K-21	118	MTO	62
MMNSDBC-K-24	122	MTO	62
MMNSDBCSS-K-18	173	MTO	62
MMNSDBCSS-K-21	202	MTO	62
MMNSDBCSS-K-24	227	MTO	62
MMNSDBSS-K-14	161	MTO	61
MMNSDBSS-K-18	222	MTO	61
MMNSDBSS-K-21	266	MTO	61
MMNSDBSS-K-24	284	MTO	61
MMNSDFB-K-14	147	MTO	61
MMNSDFB-K-18	194	MTO	61
MMNSDFB-K-21	209	MTO	61
MMNSDFB-K-24	218	MTO	61
MMNSDFBSSK-149	321	MTO	61
MMNSDFBSSK-189	409	MTO	61
MMNSDFBSSK-249	543	MTO	61
MMNSFB-K-14-L	92	MTO	61
MMNSFB-K-14-R	92	MTO	61
MMNSFB-K-18-L	109	MTO	61
MMNSFB-K-18-R	109	MTO	61
MMNSFB-K-21-L	125	MTO	61
MMNSFB-K-21-R	125	MTO	61
MMNSFB-K-24-L	135	MTO	61
MMNSFB-K-24-R	135	MTO	61
MMNSFBSSK-149-L	279	MTO	61
MMNSFBSSK-149-R	279	MTO	61
MMNSFBSSK-189-L	367	MTO	61
MMNSFBSSK-189-R	367	MTO	61
MMNSFBSSK-249-L	475	MTO	61
MMNSFBSSK-249-R	475	MTO	61
MMNSU/A-1	22	MTO	59
MMNSU/A-10	183	MTO	59
MMNSU/A-12	225	MTO	59
MMNSU/A-14	262	MTO	59
MMNSU/A-16	318	MTO	59
MMNSU/A-2	38	MTO	59
MMNSU/A-3	60	MTO	59
MMNSU/A-4	72	MTO	59
MMNSU/A-5	91	MTO	59
MMNSU/A-6	107	MTO	59
MMNSU/A-7	127	MTO	59
MMNSU/A-8	146	MTO	59
MMNSU/A-9	165	MTO	59
MMNSU-1	22	MTO	59
MMNSU-10	183	MTO	59
MMNSU-12	225	MTO	59
MMNSU-2	38	MTO	59
MMNSU-3	60	MTO	59
MMNSU-4	72	MTO	59
MMNSU-5	91	MTO	59
MMNSU-6	107	MTO	59
MMNSU-7	127	MTO	59
MMNSU-8	146	MTO	59
MMNSU-9	166	MTO	59
MMNSUSS-1	72	MTO	59
MMNSUSS-10	635	MTO	59
MMNSUSS-12	761	MTO	59
MMNSUSS-2	127	MTO	59
MMNSUSS-3	192	MTO	59
MMNSUSS-4	257	MTO	59
MMNSUSS-5	323	MTO	59
MMNSUSS-6	382	MTO	59
MMNSUSS-7	446	MTO	59
MMNSUSS-8	507	MTO	59
MMNSUSS-9	571	MTO	59
MMT3030G	1883	MTO	108
MMT3030S	2101	MTO	108
MMT3036G	1926	MTO	108
MMT3036S	2163	MTO	108
MMU/A-1	20	MTO	59
MMU/A-10	171	MTO	59
MMU/A-12	209	MTO	59
MMU/A-14	245	MTO	59
MMU/A-16	279	MTO	59
MMU/A-2	36	MTO	59
MMU/A-3	57	MTO	59
MMU/A-4	67	MTO	59
MMU/A-5	84	MTO	59
MMU/A-6	100	MTO	59
MMU/A-7	118	MTO	59
MMU/A-8	135	MTO	59
MMU/A-9	153	MTO	59
MMU-1	20	MTO	59
MMU-10	171	MTO	59
MMU-12	209	MTO	59
MMU-14	245	MTO	59
MMU-16	279	MTO	59
MMU-2	36	MTO	59
MMU-3	57	MTO	59

100 Industrial Boulevard, Clayton, DE 19938-8903 U.S.A.
Phone: 800-441-8440 or 302-653-3000. Fax: 302-653-2065
http://www.eaglegrp.com

EAGLE GROUP
Profit from the Eagle Advantage®

Part List Number	Price	MTO/ MTS	Page No.
MMU-4	.67	MTO	59
MMU-5	.84	MTO	59
MMU-6	.100	MTO	59
MMU-7	.118	MTO	59
MMU-8	.135	MTO	59
MMU-9	.153	MTO	59
MMUSS-1	.68	MTO	59
MMUSS-10	.603	MTO	59
MMUSS-12	.725	MTO	59
MMUSS-2	.122	MTO	59
MMUSS-3	.185	MTO	59
MMUSS-4	.243	MTO	59
MMUSS-5	.307	MTO	59
MMUSS-6	.364	MTO	59
MMUSS-7	.424	MTO	59
MMUSS-8	.484	MTO	59
MMUSS-9	.543	MTO	59
MMXB-48	.21	MTO	60
MMXB-60	.25	MTO	60
MMXB-72	.29	MTO	60
MMXB-84	.34	MTO	60
MMXB-N-48	.55	MTO	60
MMXB-N-60	.67	MTO	60
MMXB-N-72	.80	MTO	60
MMXB-N-84	.93	MTO	60
MOS1260C	.1067	MTO	102
MOS1260L	.940	MTO	102
MOS1260R	.940	MTO	102
MOS1272C	.1191	MTO	102
MOS1272L	.1065	MTO	102
MOS1272R	.1065	MTO	102
MOS1284C	.1276	MTO	102
MOS1284L	.1152	MTO	102
MOS1284R	.1152	MTO	102
MOS1296C	.1330	MTO	102
MOS1296L	.1276	MTO	102
MOS1296R	.1276	MTO	102
MPR-10	.1213	MTO	246
MPR-12	.1314	MTO	246
MR30-18	.597	MTO	205
MR30-22	.620	MTO	205
MR45-18	.597	MTO	205
MR45-22	.620	MTO	205
MR60-18	.597	MTO	205
MR60-22	.620	MTO	205
MR90-18	.597	MTO	205
MR90-22	.620	MTO	205
MRC-18	.767	MTO	206
MRC-22	.767	MTO	206
MS2424	.736	MTS	108
MS2424S	.895	MTO	108
MS3024	.768	MTS	108
MS3024S	.938	MTO	108
MS3030	.855	MTS	108
MS3030S	.1064	MTO	108
MS3036	.878	MTS	108
MS3036S	.1082	MTO	108
MS3636	.921	MTO	108
MS3636S	.1132	MTO	108
MS-C	.10	MTO	40
MSC1436	.1115	MTO	36
MSC1448	.1400	MTO	36
MSC2436	.1152	MTO	36
MSC2448	.1449	MTO	36
MSS2020	.2653	MTO	229
MSS2020SC	.2912	MTO	229
MSS2424	.2703	MTS	229
MSS2424SC	.2973	MTO	229
MT2448B	.774	MTO	112
MT2448GT	.688	MTO	112
MT2448S	.932	MTO	112
MT2448ST	.877	MTO	112
MT2460B	.868	MTO	112
MT2460GT	.761	MTO	112
MT2460S	.1057	MTO	112
MT2460ST	.982	MTO	112
MT2472B	.963	MTO	112
MT2472GT	.834	MTO	112
MT2472S	.1182	MTO	112
MT2472ST	.1092	MTO	112
MT2496B	.1365	MTO	112
MT2496GT	.1197	MTO	112
MT2496S	.1648	MTO	112
MT2496ST	.1364	MTO	112
MT3048B	.854	MTO	112
MT3048GT	.772	MTO	112
MT3048S	.1057	MTO	112
MT3048ST	.1003	MTO	112
MT3060B	.971	MTO	112
MT3060B-BS	.1707	MTO	112
MT3060GT	.867	MTO	112
MT3060GT-BS	.1597	MTO	112
MT3060S	.1211	MTO	112
MT3060S-BS	.2211	MTO	112
MT3060ST	.1145	MTO	112
MT3060ST-BS	.2097	MTO	112
MT3072B	.1086	MTO	112
MT3072B-BS	.2053	MTO	112
MT3072GT	.960	MTO	112
MT3072GT-BS	.1919	MTO	112
MT3072S	.1366	MTO	112
MT3072S-BS	.2527	MTO	112
MT3072ST	.1281	MTO	112
MT3072ST-BS	.2461	MTO	112
MT3096B	.1556	MTO	112
MT3096B-BS	.2808	MTO	112
MT3096GT	.1383	MTO	112
MT3096GT-BS	.2631	MTO	112
MT3096S	.1904	MTO	112
MT3096S-BS	.3343	MTO	112
MT3096ST	.1791	MTO	112
MT3096ST-BS	.3166	MTO	112
MUK18-C	.401	MTS	42
MUK18-C86	.418	MTO	42
MUK18-E	.637	MTO	42
MUK18-E86	.647	MTO	42
MUK18-Z	.361	MTO	42
MUK18-Z86	.376	MTO	42
MUK21-C	.412	MTO	42
MUK21-C86	.428	MTO	42
MUK21-E	.646	MTO	42
MUK21-E86	.664	MTO	42
MUK21-Z	.375	MTO	42
MUK21-Z86	.389	MTO	42
MUK24-C	.419	MTS	42
MUK24-C86	.436	MTO	42
MUK24-E	.655	MTS	42
MUK24-E86	.679	MTO	42
MUK24-Z	.379	MTO	42
MUK24-Z86	.395	MTO	42
MUK30-C	.428	MTO	42
MUK30-C86	.446	MTO	42
MUK30-E	.673	MTO	42
MUK30-E86	.697	MTO	42
MUK30-Z	.386	MTO	42
MUK30-Z86	.401	MTO	42
MUK36-C	.448	MTO	42
MUK36-C86	.466	MTO	42
MUK36-E	.693	MTO	42
MUK36-E86	.714	MTO	42
MUK36-Z	.394	MTO	42
MUK36-Z86	.408	MTO	42
MWS1824	.425	MTS	102
MWS2424	.484	MTS	102
NB-24	.71	MTO	125
NDR182412-A	.213	MTO	34,250
NDR183612-A	.245	MTO	34,250
NDR184812-A	.274	MTO	34,250
NDR202412-A	.213	MTO	34,250
NDR203612-A	.245	MTO	34,250
NDR204812-A	.274	MTO	34,250
NDR242412-A	.252	MTO	34,250
NDR243612-A	.280	MTO	34,250
NDR244812-A	.325	MTO	34,250
NL1626	.40	MTO	249
NTD3	.2274	MTO	105
NTD3L	.2400	MTO	105
NUR24	.26	MTO	47,49, 71,72
NUR36	.28	MTO	47,49, 71,72
NUR48	.29	MTO	47,49, 71,72
OB24120SE	.3318	MTO	97
OB24120SE-BS	.3374	MTO	97
OB2436SE	.2068	MTO	97
OB2436SE-BS	.2091	MTO	97
OB2448SE	.2147	MTO	97
OB2448SE-BS	.2168	MTO	97
OB2460SE	.2297	MTO	97
OB2460SE-BS	.2324	MTO	97
OB2472SE	.2448	MTO	97
OB2472SE-BS	.2483	MTO	97
OB2484SE	.2664	MTO	97
OB2484SE-BS	.2704	MTO	97
OB2496SE	.2800	MTO	97
OB2496SE-BS	.2842	MTO	97
OB30120SE	.3528	MTO	97
OB30120SE-BS	.3583	MTO	97
OB3036SE	.2183	MTO	97
OB3036SE-BS	.2273	MTO	97
OB3048SE	.2259	MTO	97
OB3048SE-BS	.2280	MTO	97
OB3060SE	.2429	MTO	97
OB3060SE-BS	.2547	MTO	97
OB3072SE	.2601	MTO	97
OB3072SE-BS	.2634	MTO	97
OB3084SE	.2780	MTO	97
OB3084SE-BS	.2816	MTO	97
OB3096SE	.3068	MTO	97
OB3096SE-BS	.3111	MTO	97
OBC-3A	.411	MTO	246
OCR-10-3A	.1093	MTO	248
OCR-10-3AP	.1229	MTO	248
OCR-10-4A	.1235	MTO	248
OCR-10-4AP	.1358	MTO	248
OCR-10-9A	.1557	MTS	248
ODR-2320-3	.760	MTO	249
OHT-10	.780	MTO	42
OHT-11	.839	MTO	42
OHT-12	.899	MTO	42
OHT-13	.955	MTO	42
OHT-14	.1009	MTO	42
OHT-15	.1226	MTO	42
OHT-16	.1285	MTO	42
OHT-17	.1343	MTS	42
OHT-18	.1403	MTO	42
OHT-19	.1460	MTO	42
OHT-20	.1514	MTO	42
OHT-21	.1572	MTO	42
OHT-6	.395	MTO	42
OHT-7	.440	MTO	42
OHT-8	.663	MTO	42
OHT-9	.721	MTO	42
OLH-C	.11	MTS	28
OLR-1A	.465	MTO	249
OLR-2A	.497	MTO	249
OLR-4A	.345	MTO	249
OLR-6A	.422	MTO	249
OPL-10-10A	.516	MTO	248
OPL-10-12A	.532	MTO	248
OPL-10-5A	.422	MTO	248
OPL-10-6A	.440	MTO	248
OPL-12-10A	.532	MTO	248
OPL-12-12A	.551	MTO	248
OPL-12-5A	.451	MTO	248
OPL-12-6A	.468	MTO	248
OR-1840	.2558	MTO	245
ORF-1810-6	.680	MTO	248
ORF-1812-5	.720	MTO	248
ORF-1815-4	.748	MTO	248
ORF-1820-3	.859	MTO	248
ORF-1830-2	.897	MTO	248
ORO-1840	.1984	MTO	245

Alphanumeric Index

Part List Number	Price	MTO/ MTS	Page No.
ORS-2610-6	.656	MTO	248
ORS-2612-5	.692	MTO	248
ORS-2615-4	.709	MTO	248
ORS-2620-3	.776	MTO	248
ORS-2630-2	.886	MTO	248
OS10108-14/3	.1167	MTO	98
OS10108-16/3	.1054	MTO	98
OS10108-16/4	.805	MTO	98
OS10120-14/3	.1272	MTO	98
OS10120-16/3	.1142	MTO	98
OS10120-16/4	.834	MTO	98
OS10132-14/3	.1348	MTO	98
OS10132-16/3	.1212	MTO	98
OS10132-16/4	.873	MTO	98
OS10144-14/3	.1416	MTO	98
OS10144-16/3	.1274	MTO	98
OS10144-16/4	.905	MTO	98
OS1036-14/3	.672	MTO	98
OS1036-16/3	.607	MTO	98
OS1036-16/4	.503	MTO	98
OS1048-14/3	.738	MTO	98
OS1048-16/3	.664	MTO	98
OS1048-16/4	.535	MTO	98
OS1060-14/3	.810	MTO	98
OS1060-16/3	.729	MTO	98
OS1060-16/4	.568	MTO	98
OS1072-14/3	.883	MTO	98
OS1072-16/3	.796	MTO	98
OS1072-16/4	.607	MTO	98
OS1084-14/3	.954	MTO	98
OS1084-16/3	.859	MTO	98
OS1084-16/4	.642	MTO	98
OS1096-14/3	.1137	MTO	98
OS1096-16/3	.1023	MTO	98
OS1096-16/4	.785	MTO	98
OS12108-14/3	.1300	MTO	98
OS12108-16/3	.1167	MTO	98
OS12108-16/4	.886	MTO	98
OS12120-14/3	.1363	MTO	98
OS12120-16/3	.1227	MTO	98
OS12120-16/4	.917	MTO	98
OS12132-14/3	.1458	MTO	98
OS12132-16/3	.1310	MTO	98
OS12132-16/4	.969	MTO	98
OS12144-14/3	.1522	MTO	98
OS12144-16/3	.1371	MTO	98
OS12144-16/4	.999	MTO	98
OS1236-14/3	.704	MTO	98
OS1236-16/3	.634	MTO	98
OS1236-16/4	.532	MTO	98
OS1248-14/3	.773	MTO	98
OS1248-16/3	.695	MTO	98
OS1248-16/4	.563	MTO	98
OS1260-14/3	.847	MTO	98
OS1260-16/3	.762	MTO	98
OS1260-16/4	.601	MTO	98
OS1272-14/3	.927	MTO	98
OS1272-16/3	.834	MTO	98
OS1272-16/4	.643	MTO	98
OS1284-14/3	.1003	MTO	98
OS1284-16/3	.902	MTO	98
OS1284-16/4	.684	MTO	98
OS1296-14/3	.1209	MTO	98
OS1296-16/3	.1087	MTO	98
OS1296-16/4	.834	MTO	98
OS-HT2	.700	MTO	162
OS-HT3	.720	MTO	162
OS-HT4	.739	MTO	162
OS-HT5	.1004	MTO	162
OS-HT6	.1105	MTO	162
OTR-2810-A/W	.917	MTS	247
OTR-2820-A/W	.1279	MTO	247
OTS-128-A	.1282	MTO	247
OTS-128-SR	.2205	MTO	247
OTS-228-A	.1657	MTO	247
OTS-228-SR	.2709	MTO	247
OUR-1052-4-A	.2287	MTO	245
OUR-1052-4-B	.2172	MTO	245
OUR-1211-5	.1188	MTO	245
OUR-1218-3-SR	.1969	MTO	245
OUR-1220-3	.1305	MTO	245
OUR-1236-3-SR	.4219	MTO	245
OUR-1452-4	.2334	MTO	245
OUR-1807-3	.860	MTO	243
OUR-1807-3-SR	.1622	MTO	243
OUR-1810-3/W	.591	MTS	244
OUR-1811-5	.475	MTS	243
OUR-1811-5-SR	.1700	MTO	243
OUR-1812-5/W	.596	MTO	244
OUR-1818-3	.589	MTS	243
OUR-1818-3-SR	.2129	MTO	243
OUR-1820-3	.596	MTS	243
OUR-1820-3/W	.641	MTS	244
OUR-1820-3-N	.1048	MTO	247
OUR-1820-3-SR	.2275	MTO	243
OUR-1822-5	.1972	MTO	245
OUR-1822-5-SR	.4017	MTO	245
OUR-1824-2	.688	MTS	243
OUR-1824-2-SR	.2340	MTO	243
OUR-1830-2/W	.925	MTS	244
OUR-1830-2-N	.1061	MTO	247
OUR-1836-3	.2306	MTO	245
OUR-1836-3-SR	.5116	MTO	245
OUR-1848-2	.2631	MTO	245
OUR-1848-2-SR	.5835	MTO	245
OUR-2006-9A	.808	MTO	244
OUR-2006-9SR	.1547	MTO	244
OUR-2008-6A	.820	MTO	244
OUR-2008-6SR	.1568	MTO	244
OUR-2611-5	.552	MTO	244
OUR-2611-5-SR	.2198	MTO	244
OUR-2612-5/W	.739	MTO	244
OUR-2618-3	.695	MTO	244
OUR-2618-3-SR	.2268	MTO	244
OUR-2620-3	.705	MTO	244
OUR-2620-3/W	.840	MTO	244
OUR-2620-3-SR	.2334	MTO	244
OUR-2624-2	.806	MTO	244
OUR-2624-2-SR	.2399	MTO	244
OUR-2630-2/W	.889	MTO	244
OUR-DB-7A	.868	MTO	249
OUR-PZ-12A	.885	MTO	249
OUR-PZA-12A	.778	MTO	249
OURR-1811-5-A	.1188	MTO	247
OURR-1811-5-SR	.2024	MTO	247
OURR-1818-3-A	.1304	MTO	247
OURR-1818-3-SR	.2195	MTO	247
OURR-1824-2-A	.1338	MTO	247
OURR-1824-2-SR	.2532	MTO	247
OURR-2036-3-A	.2148	MTO	247
OURR-2036-3-SR	.2567	MTO	247
OUS18	.89	MTO	24
OUS21	.90	MTO	24
OUS24	.92	MTO	24
P10	.38	MTO	49,72
P12	.41	MTO	49,72
P14	.44	MTO	49,72
P14-BL	.15	MTS	14,45,48, 67,69,70
P14-C	.15	MTS	9,14,45, 48,67,69,70
P14-E	.17	MTS	9
P14-R	.15	MTO	14,45,48, 67,69,70
P14-S	.35	MTO	9
P14-V	.17	MTS	9
P14-VG	.17	MTO	9
P14-W	.15	MTO	14,45,48, 67,69,70
P14-Z	.15	MTS	9,14,45, 48,67,69,70
P16	.48	MTO	49,72
P18	.51	MTO	49,72
P18-C	.17	MTS	9
P18-E	.20	MTO	9
P18-S	.41	MTS	9
P18-V	.18	MTO	9
P18-VG	.18	MTO	9
P18-Z	.16	MTS	9
P1916	.2168	MTS	137
P1916FE	.2903	MTO	137
P20	.53	MTO	49,72
P2RC-3	.199	MTO	243
P2RC-4	.199	MTO	243
P2RCW-3	.273	MTO	243
P2RCW-4	.273	MTO	243
P33-BL	.18	MTS	14,45,48, 67,69,70,76
P33-C	.18	MTS	9,14,45, 48,67,69,70
P33-E	.23	MTS	9
P33-R	.18	MTO	14,45,48, 67,69,70
P33-S	.55	MTS	9
P33-V	.19	MTS	9
P33-VG	.19	MTO	9
P33-W	.18	MTO	14,45,48, 67,69,70
P33-Z	.18	MTS	9,14,45, 48,67,69,70
P54-BL	.22	MTS	14,45,48, 67,69,70,76
P54-C	.22	MTS	9,14,45, 48,67,69,70
P54-E	.24	MTS	9
P54-R	.22	MTO	14,45,48,
P54-S	.64	MTS	9
P54-V	.23	MTS	9
P54-VG	.23	MTO	9
P54-W	.22	MTO	14,45,48, 67,69,70
P54-Z	.22	MTS	9,14,45, 48,67,69,70
P63-BL	.23	MTS	14,45,48, 67,69,70,76
P63-C	.23	MTS	9,14,45, 48,67,69,70
P63-E	.27	MTS	9
P63-R	.23	MTS	14,45,48, 67,69,70
P63-S	.68	MTS	9
P63-V	.25	MTS	9
P63-VG	.25	MTS	9
P63-W	.23	MTO	14,45,48, 67,69,70
P63-Z	.23	MTS	9,14,45, 67,69,70
P7-BL	.12	MTS	14,45, 67,69,70
P7-C	.12	MTS	9,14,45, 48,67,69,70
P7-E	.14	MTS	9
P7-R	.12	MTO	14,45, 67,69,70
P7-S	.32	MTO	9
P7-V	.14	MTO	9
P7-VG	.14	MTO	9
P7-W	.12	MTO	14,45,
P7-Z	.12	MTS	9,14,69
P74-BL	.26	MTS	14,45,48, 67,69,70,76
P74-C	.26	MTS	9,14,45, 48,67,69,70
P74-E	.29	MTS	9
P74-R	.26	MTO	14,45,48, 67,69,70
P74-S	.77	MTS	9
P74-V	.27	MTS	9
P74-VG	.27	MTS	9
P74-W	.26	MTO	14,45,48, 67,69,70
P74-Z	.26	MTS	9,14,
P86-BL	.31	MTS	14,45,48, 67,69,70,76

100 Industrial Boulevard, Clayton, DE 19938-8903 U.S.A.
Phone: 800-441-8440 or 302-653-3000. Fax: 302-653-2065
http://www.eaglegrp.com

EAGLE GROUP
Profit from the Eagle Advantage®

Part List Number	Price	MTO/ MTS	Page No.
P86-C	.31	MTS	9,14,45, 48,67,69,70
P86-E	.34	MTS	9
P86-R	.31	MTO	14,45,48, 67,69,70
P86-S	.92	MTS	9
P86-V	.33	MTS	9
P86-VG	.33	MTO	9
P86-W	.31	MTO	14,45,48, 67,69,70
P86-Z	.31	MTS	9,14,45, 48,67,69,70
PB-5	.2799	MTO	222
PBH	.33	MTS	38
PC15120SE-CS	.3611	MTO	115
PC15144SE-CS	.4432	MTO	115
PC1548SE-CS	.2213	MTO	115
PC1560SE-CS	.2363	MTO	115
PC1572SE-CS	.2626	MTO	115
PC1584SE-CS	.2739	MTO	115
PC1596SE-CS	.2970	MTO	115
PC18120SE-CS	.4103	MTO	115
PC18144SE-CS	.4924	MTO	115
PC1848SE-CS	.2360	MTO	115
PC1860SE-CS	.2552	MTO	115
PC1872SE-CS	.3126	MTO	115
PC1884SE-CS	.3372	MTO	115
PC1896SE-CS	.3611	MTO	115
PCFNLSI-RA2.25-120	.7182	MTO	258
PCFNLSI-RC2.25-120	.7340	MTO	258
PCFNLSN-RA2.25-120	.5755	MTO	258
PCFNLSN-RC2.25-120	.5914	MTO	258
PCFNSSI-RA2.25-120	.6415	MTO	258
PCFNSSI-RC2.25-120	.6575	MTO	258
PCFNSSN-RA2.25-120	.5026	MTS	258
PCFNSSN-RC2.25-120	.5186	MTO	258
PCH15120SE-CS	.4364	MTO	115
PCH15144SE-CS	.5187	MTO	115
PCH1548SE-CS	.2967	MTO	115
PCH1560SE-CS	.3117	MTO	115
PCH1572SE-CS	.3382	MTO	115
PCH1584SE-CS	.3505	MTO	115
PCH1596SE-CS	.3724	MTO	115
PCH18120SE-CS	.4859	MTO	115
PCH18144SE-CS	.5679	MTO	115
PCH1848SE-CS	.3114	MTO	115
PCH1860SE-CS	.3307	MTO	115
PCH1872SE-CS	.3880	MTO	115
PCH1884SE-CS	.4127	MTO	115
PCH1896SE-CS	.4364	MTO	115
PCHNLSI-RA2.25-120	.5942	MTO	259
PCHNLSI-RC2.25-120	.6023	MTO	259
PCHNLSN-RA2.25-120	.5215	MTO	259
PCHNLSN-RC2.25-120	.5297	MTO	259
PCHNSSI-RA2.25-120	.5259	MTO	259
PCHNSSI-RC2.25-120	.5339	MTO	259
PCHNSSN-RA2.25-120	.4530	MTO	259
PCHNSSN-RC2.25-120	.4612	MTO	259
PCP-3	.1497	MTO	159
PCP-4	.1786	MTO	159
PCP-5	.2376	MTO	159
PCS15120SE-CS	.4333	MTO	115
PCS15144SE-CS	.5153	MTO	115
PCS1548SE-CS	.2935	MTO	115
PCS1560SE-CS	.3085	MTO	115
PCS1572SE-CS	.3348	MTO	115
PCS1584SE-CS	.3461	MTO	115
PCS1596SE-CS	.3691	MTO	115
PCS18120SE-CS	.4825	MTO	115
PCS18144SE-CS	.5647	MTO	115
PCS1848SE-CS	.3082	MTO	115
PCS1860SE-CS	.3274	MTO	115
PCS1872SE-CS	.3848	MTO	115
PCS1884SE-CS	.4095	MTO	115
PCS1896SE-CS	.4333	MTO	115
PCUELSI-RA3.00-120	.6440	MTO	259
PCUELSI-RC3.00-120	.6584	MTO	259
PCUELSN-RA3.00-120	.5712	MTO	259
PCUELSN-RC3.00-120	.5855	MTO	259
PCUESSI-RA3.00-120	.5757	MTO	259
PCUESSI-RC3.00-120	.5899	MTO	259
PCUESSN-RA3.00-120	.5028	MTO	259
PCUESSN-RC3.00-120	.5172	MTO	259
PD3022	.231	MTO	33
PD3622	.245	MTO	33
PD4822	.296	MTO	33
PD5906	.8	MTO	33
PD6022	.339	MTO	33
PDB	.74	MTO	249
PDBC	.69	MTO	249
PDHT2-120	.1860	MTO	153
PDHT2-208	.1860	MTO	153
PDHT2-240	.1860	MTO	153
PDHT3-120	.2052	MTS	153
PDHT3-208	.2052	MTO	153
PDHT3-240	.2052	MTO	153
PDHT4-120	.2815	MTO	153
PDHT4-208	.2815	MTO	153
PDHT4-240	.2815	MTS	153
PDHT5-208	.3460	MTO	153
PDHT5-240	.3460	MTO	153
PDS1872BL	.235	MTO	76
PDWB14C	.61	MTS	43
PDWB14S	.191	MTO	43
PDWB14VG	.61	MTO	43
PDWB18C	.63	MTS	43
PDWB18S	.198	MTO	43
PDWB18VG	.63	MTO	43
PDWB21C	.66	MTS	43
PDWB21S	.204	MTO	43
PDWB21VG	.66	MTO	43
PDWB24C	.67	MTS	43
PDWB24S	.208	MTO	43
PDWB24VG	.67	MTO	43
PF1824-C	.120	MTO	33
PF1824-E	.142	MTO	33
PF1824-Z	.119	MTO	33
PF1830-C	.123	MTO	33
PF1830-E	.144	MTO	33
PF1830-Z	.121	MTO	33
PF1836-C	.125	MTO	33
PF1836-E	.147	MTO	33
PF1836-Z	.124	MTO	33
PF2124-C	.131	MTO	33
PF2124-E	.153	MTO	33
PF2124-Z	.125	MTO	33
PF2130-C	.134	MTO	33
PF2130-E	.155	MTO	33
PF2130-Z	.127	MTO	33
PF2136-C	.136	MTO	33
PF2136-E	.157	MTO	33
PF2136-Z	.130	MTO	33
PF2424-C	.135	MTO	33
PF2424-E	.160	MTO	33
PF2424-Z	.130	MTO	33
PF2430-C	.137	MTO	33
PF2430-E	.162	MTO	33
PF2430-Z	.132	MTO	33
PF2436-C	.140	MTO	33
PF2436-E	.165	MTO	33
PF2436-Z	.135	MTO	33
PH14-C	.51	MTO	26
PH14-S	.70	MTO	26
PH18-C	.52	MTS	26
PH18-S	.79	MTO	26
PH21-C	.53	MTO	26
PH21-S	.88	MTO	26
PH24-C	.53	MTS	26
PH24-S	.95	MTO	26
PH30-C	.54	MTO	26
PH30-S	.122	MTO	26
PH36-C	.55	MTO	26
PH36-S	.135	MTO	26
PH3RD	.46	MTO	38
PHT2CB-120	.6216	MTO	155
PHT2CB-208	.6216	MTO	155
PHT2CB-240	.6216	MTO	155
PHT2OB-120	.5175	MTO	155
PHT2OB-208	.5175	MTO	155
PHT2OB-240	.5175	MTO	155
PHT3CB-120	.7222	MTO	155
PHT3CB-208	.7222	MTO	155
PHT3CB-240	.7222	MTO	155
PHT3OB-120	.6409	MTO	155
PHT3OB-208	.6409	MTO	155
PHT3OB-240	.6409	MTO	155
PHT4CB-120	.8248	MTO	155
PHT4CB-208	.8248	MTO	155
PHT4CB-240	.8248	MTO	155
PHT4OB-120	.7271	MTO	155
PHT4OB-208	.7271	MTO	155
PHT4OB-240	.7271	MTO	155
PHT5CB-208	.10445	MTO	155
PHT5CB-240	.10445	MTO	155
PHT5OB-208	.9248	MTO	155
PHT5OB-240	.9248	MTO	155
PHT6CB-208	.11906	MTO	155
PHT6CB-240	.11906	MTO	155
PHT6OB-208	.11906	MTO	155
PHT6OB-240	.10481	MTO	155
PIC60R	.7529	MTO	113
PIC72R	.8087	MTO	113
PIC84R	.8596	MTO	113
PIH48-120	.3735	MTO	113
PIH48-208	.3735	MTO	113
PIH48-230	.3735	MTO	113
PL1030	.21	MTO	248
PL1224	.19	MTO	248
PL1230	.22	MTO	248
PLASTIC SPLIT SLEEVES	.5	MTO	21,48,70
POST CAP	.2	MTO	21
POST CLAMP	.10	MTO	21
PP14-S	.24	MTS	54
PP14-Z	.23	MTO	54
PP1813-18	.27	MTS	251
PP1826-18	.31	MTS	251
PP33-S	.35	MTS	54
PP33-Z	.28	MTS	54
PP54-S	.37	MTS	54
PP54-Z	.34	MTS	54
PP63-S	.42	MTS	54
PP63-Z	.37	MTS	54
PP74-S	.48	MTS	54
PP74-Z	.42	MTS	54
PP86-S	.55	MTS	54
PP86-Z	.48	MTS	54
PR12VU	.42	MTS	37
PR14B	.92	MTS	37
PR18B	.99	MTS	37
PR21B	.103	MTO	37
PR2448SE14	.3079	MTO	51
PR2448SE16	.2991	MTO	51
PR2448VE14	.1611	MTO	51
PR2448VE16	.1559	MTO	51
PR2448VGE14	.1611	MTO	51
PR2448VGE16	.1559	MTO	51
PR2460SE14	.3655	MTO	51
PR2460SE16	.3427	MTO	51
PR2460VE14	.1747	MTO	51
PR2460VE16	.1675	MTO	51
PR2460VGE14	.1747	MTO	51
PR2460VGE16	.1675	MTO	51
PR24B	.132	MTO	37
PR30VU	.68	MTS	37
PR45VU	.85	MTS	37
PRT108-C	.158	MTO	96
PRT120-C	.163	MTO	96
PRT132-C	.177	MTO	96
PRT144-C	.192	MTO	96
PRT2-C	.66	MTO	161
PRT30-C	.65	MTO	96
PRT36-C	.76	MTO	96
PRT3-C	.79	MTS	161
PRT48-C	.83	MTS	96

Alphanumeric Index

Part List Number	Price	MTO/ MTS	Page No.
PRT4-C	.100	MTS	161
PRT5-C	.123	MTO	161
PRT60-C	.97	MTS	96
PRT6-C	.161	MTO	161
PRT72-C	.114	MTS	96
PRT84-C	.133	MTO	96
PRT96-C	.156	MTS	96
PST-3	.1468	MTO	160
PST-4	.1647	MTO	160
PST-5	.1953	MTO	160
PT 3072	.3612	MTO	113
PT 3084	.3985	MTO	113
PT 3096	.4271	MTO	113
PT-1826-A	.499	MTO	250
PTS-1824	.466	MTO	99
PTS-1836	.566	MTO	99
PTS-1848	.1020	MTO	99
PTS-1860	.1100	MTO	99
PTS-1872	.1137	MTO	99
PTS-1884	.1177	MTO	99
PTS-1896	.1220	MTO	99
PTS-18108	.1269	MTO	99
PTS-18120	.1294	MTO	99
PTS-18132	.1412	MTO	99
PTS-18144	.1609	MTO	99
PTS-2	.1358	MTO	167
PTS-2424	.507	MTO	99
PTS-2436	.698	MTO	99
PTS-2448	.1275	MTO	99
PTS-2460	.1373	MTO	99
PTS-2472	.1470	MTO	99
PTS-2484	.1609	MTO	99
PTS-2496	.1721	MTO	99
PTS-24108	.1730	MTO	99
PTS-24120	.1752	MTO	99
PTS-24132	.1915	MTO	99
PTS-24144	.2053	MTO	99
PTS-3	.1429	MTO	167
PTS-4	.1550	MTS	167
PW14C	.45	MTS	43
PW14S	.128	MTO	43
PW14VG	.45	MTO	43
PW33C	.57	MTS	43
PW33S	.204	MTO	43
PW33VG	.57	MTO	43
PW54C	.71	MTS	43
PW54S	.208	MTO	43
PW54VG	.71	MTO	43
PW63C	.73	MTO	43
PW63S	.213	MTO	43
PW63VG	.73	MTO	43
PWB14C	.39	MTS	43
PWB14S	.125	MTS	43
PWB14VG	.39	MTO	43
PWB18C	.40	MTS	43
PWB18S	.128	MTO	43
PWB18VG	.40	MTO	43
PWB21C	.41	MTS	43
PWB21S	.136	MTO	43
PWB21VG	.41	MTO	43
PWB24C	.43	MTS	43
PWB24S	.139	MTO	43
PWB24VG	.43	MTO	43
PWE14-1C	.161	MTO	43
PWE14-1S	.448	MTO	43
PWE14-1VG	.161	MTO	43
PWE14-2C	.260	MTO	43
PWE14-2S	.796	MTO	43
PWE14-2VG	.260	MTO	43
PWE14-3C	.360	MTO	43
PWE14-3S	.1023	MTO	43
PWE14-3VG	.360	MTO	43
PWE14-4C	.435	MTO	43
PWE14-4S	.1254	MTO	43
PWE14-4VG	.435	MTO	43
PWE18-1C	.162	MTO	43
PWE18-1S	.464	MTO	43
PWE18-1VG	.162	MTO	43
PWE18-2C	.260	MTO	43
PWE18-2S	.830	MTO	43
PWE18-2VG	.260	MTO	43
PWE18-3C	.362	MTO	43
PWE18-3S	.1071	MTO	43
PWE18-3VG	.362	MTO	43
PWE18-4C	.437	MTO	43
PWE18-4S	.1320	MTO	43
PWE18-4VG	.437	MTO	43
PWE21-1C	.165	MTO	43
PWE21-1S	.466	MTO	43
PWE21-1VG	.165	MTO	43
PWE21-2C	.268	MTO	43
PWE21-2S	.836	MTO	43
PWE21-2VG	.268	MTO	43
PWE21-3C	.374	MTO	43
PWE21-3S	.1078	MTO	43
PWE21-3VG	.374	MTO	43
PWE21-4C	.454	MTO	43
PWE21-4S	.1320	MTO	43
PWE21-4VG	.454	MTO	43
PWE24-1C	.165	MTO	43
PWE24-1S	.476	MTO	43
PWE24-1VG	.165	MTO	43
PWE24-2C	.271	MTO	43
PWE24-2S	.853	MTO	43
PWE24-2VG	.271	MTO	43
PWE24-3C	.379	MTO	43
PWE24-3S	.1103	MTO	43
PWE24-3VG	.379	MTO	43
PWE24-4C	.459	MTO	43
PWE24-4S	.1363	MTO	43
PWE24-4VG	.459	MTO	43
PWM14-1C	.104	MTO	43
PWM14-1S	.289	MTO	43
PWM14-1VG	.104	MTO	43
PWM14-2C	.176	MTO	43
PWM14-2S	.523	MTO	43
PWM14-2VG	.176	MTO	43
PWM14-3C	.248	MTO	43
PWM14-3S	.697	MTO	43
PWM14-3VG	.248	MTO	43
PWM14-4C	.307	MTO	43
PWM14-4S	.875	MTO	43
PWM14-4VG	.307	MTO	43
PWM18-1C	.105	MTO	43
PWM18-1S	.298	MTO	43
PWM18-1VG	.105	MTO	43
PWM18-2C	.177	MTO	43
PWM18-2S	.545	MTO	43
PWM18-2VG	.177	MTO	43
PWM18-3C	.252	MTO	43
PWM18-3S	.722	MTO	43
PWM18-3VG	.252	MTO	43
PWM18-4C	.310	MTO	43
PWM18-4S	.903	MTO	43
PWM18-4VG	.310	MTO	43
PWM21-1C	.108	MTO	43
PWM21-1S	.303	MTO	43
PWM21-1VG	.108	MTO	43
PWM21-2C	.187	MTO	43
PWM21-2S	.551	MTO	43
PWM21-2VG	.187	MTO	43
PWM21-3C	.262	MTO	43
PWM21-3S	.733	MTO	43
PWM21-3VG	.262	MTO	43
PWM21-4C	.328	MTO	43
PWM21-4S	.842	MTO	43
PWM21-4VG	.328	MTO	43
PWM24-1C	.109	MTO	43
PWM24-1S	.302	MTO	43
PWM24-1VG	.109	MTO	43
PWM24-2C	.187	MTO	43
PWM24-2S	.553	MTO	43
PWM24-2VG	.187	MTO	43
PWM24-3C	.265	MTO	43
PWM24-3S	.743	MTO	43
PWM24-3VG	.265	MTO	43
PWM24-4C	.330	MTO	43
PWM24-4S	.937	MTO	43
PWM24-4VG	.330	MTO	43
PZD-Z	.130	MTO	20
R10	.38	MTO	49,72
R12	.41	MTO	49,72
R14	.44	MTO	49,72
R16	.48	MTO	49,72
R18	.51	MTO	49,72
R20	.53	MTO	49,72
R54-C	.28	MTO	17,22,74
R54-S	.41	MTO	17,22,74
R63-C	.30	MTS	17,22,74
R63-S	.43	MTO	17,22,74
R74-C	.35	MTS	17,22,74
R74-S	.51	MTO	17,22,74
R86-C	.39	MTS	22
R86-S	.55	MTO	22
RDB12-24	.705	MTO	214
RDB18-24	.782	MTO	214
RDB24-24	.857	MTO	214
RDB30-24	.929	MTO	214
RDB36-24	.1004	MTO	214
RDBDR12-19	.782	MTO	214
RDBDR18-19	.857	MTO	214
RDBDR24-19	.929	MTO	214
RDBDR30-19	.1004	MTO	214
RDBDR36-19	.1079	MTO	214
RDBSR12-19	.705	MTO	214
RDBSR12-24	.782	MTO	214
RDBSR18-19	.782	MTO	214
RDBSR18-24	.857	MTO	214
RDBSR24-19	.857	MTO	214
RDBSR24-24	.929	MTO	214
RDBSR30-19	.929	MTO	214
RDBSR30-24	.1004	MTO	214
RDBSR36-19	.1004	MTO	214
RDBSR36-24	.1079	MTO	214
RDW48CB	.2690	MTO	75
RETAINING CLAMP	.4	MTO	22
RGP-2	.1180	MTO	183
RHDL-18-H	.319	MTO	186
RHDL-18-H-R	.336	MTO	186
RHDL-18-I	.305	MTO	186
RHDL-18-I-R	.322	MTO	186
RHDL-24-H	.336	MTO	186
RHDL-24-H-R	.353	MTO	186
RHDL-24-I	.322	MTO	186
RHDL-24-I-R	.339	MTO	186
RHDL-30-H	.351	MTO	186
RHDL-30-H-R	.367	MTO	186
RHDL-30-I	.337	MTO	186
RHDL-30-I-R	.354	MTO	186
RHDL-36-H	.412	MTO	186
RHDL-36-H-R	.428	MTO	186
RHDL-36-I	.391	MTO	186
RHDL-36-I-R	.407	MTO	186
RHDL-42-H	.426	MTO	186
RHDL-42-H-R	.443	MTO	186
RHDL-42-I	.406	MTO	186
RHDL-42-I-R	.422	MTO	186
RHDL-48-H	.483	MTO	186
RHDL-48-H-R	.500	MTO	186
RHDL-48-I	.456	MTO	186
RHDL-48-I-R	.472	MTO	186
RHDL-54-H	.498	MTO	186
RHDL-54-H-R	.515	MTO	186
RHDL-54-I	.471	MTO	186
RHDL-54-I-R	.487	MTO	186
RHDL-60-H	.559	MTO	186
RHDL-60-H-R	.575	MTO	186
RHDL-60-I	.524	MTO	186
RHDL-60-I-R	.541	MTO	186
RHDL-66-H	.575	MTO	186
RHDL-66-H-R	.592	MTO	186
RHDL-66-I	.541	MTO	186
RHDL-66-I-R	.557	MTO	186
RHDL-72-H	.633	MTO	186

100 Industrial Boulevard, Clayton, DE 19938-8903 U.S.A.
Phone: 800-441-8440 or 302-653-3000. Fax: 302-653-2065
http://www.eaglegrp.com

EAGLE GROUP
Profit from the Eagle Advantage®

Part List Number	Price	MTO/ MTS	Page No.
RHDL-72-H-R	.649	MTO	186
RHDL-72-I	.592	MTO	186
RHDL-72-I-R	.608	MTO	186
RHHL-108-120	.726	MTO	185
RHHL-108-120-H	.735	MTO	185
RHHL-108-120-H-L	.1314	MTO	185
RHHL-108-120-H-L-R	.1748	MTO	185
RHHL-108-120-H-R	.1198	MTO	185
RHHL-108-120-L	.1305	MTO	185
RHHL-108-120-L-R	.1740	MTO	185
RHHL-108-120-R	.1190	MTO	185
RHHL-108-208	.726	MTO	185
RHHL-108-208-H	.735	MTO	185
RHHL-108-208-H-L	.1314	MTO	185
RHHL-108-208-H-L-R	.1748	MTO	185
RHHL-108-208-H-R	.1198	MTO	185
RHHL-108-208-L	.1305	MTO	185
RHHL-108-208-L-R	.1740	MTO	185
RHHL-108-208-R	.1190	MTO	185
RHHL-108-240	.726	MTO	185
RHHL-108-240-H	.735	MTO	185
RHHL-108-240-H-L	.1314	MTO	185
RHHL-108-240-H-L-R	.1748	MTO	185
RHHL-108-240-H-R	.1198	MTO	185
RHHL-108-240-L	.1305	MTO	185
RHHL-108-240-L-R	.1740	MTO	185
RHHL-108-240-R	.1190	MTO	185
RHHL-120-208	.792	MTO	185
RHHL-120-208-H	.799	MTO	185
RHHL-120-208-H-L	.1442	MTO	185
RHHL-120-208-H-L-R	.1870	MTO	185
RHHL-120-208-H-R	.1259	MTO	185
RHHL-120-208-L	.1435	MTO	185
RHHL-120-208-L-R	.1863	MTO	185
RHHL-120-208-R	.1252	MTO	185
RHHL-120-240	.792	MTO	185
RHHL-120-240-H	.799	MTO	185
RHHL-120-240-H-L	.1442	MTO	185
RHHL-120-240-H-L-R	.1870	MTO	185
RHHL-120-240-H-R	.1259	MTO	185
RHHL-120-240-L	.1435	MTO	185
RHHL-120-240-L-R	.1863	MTO	185
RHHL-120-240-R	.1252	MTO	185
RHHL-132-208	.856	MTO	185
RHHL-132-208-H	.865	MTO	185
RHHL-132-208-H-L	.1572	MTO	185
RHHL-132-208-H-L-R	.1993	MTO	185
RHHL-132-208-H-R	.1322	MTO	185
RHHL-132-208-L	.1563	MTO	185
RHHL-132-208-L-R	.1985	MTO	185
RHHL-132-208-R	.1313	MTO	185
RHHL-132-240	.856	MTO	185
RHHL-132-240-H	.865	MTO	185
RHHL-132-240-H-L	.1572	MTO	185
RHHL-132-240-H-L-R	.1993	MTO	185
RHHL-132-240-H-R	.1322	MTO	185
RHHL-132-240-L	.1563	MTO	185
RHHL-132-240-L-R	.1985	MTO	185
RHHL-132-240-R	.1313	MTO	185
RHHL-144-208	.920	MTO	185
RHHL-144-208-H	.929	MTO	185
RHHL-144-208-H-L	.1700	MTO	185
RHHL-144-208-H-L-R	.2115	MTO	185
RHHL-144-208-H-R	.1383	MTO	185
RHHL-144-208-L	.1692	MTO	185
RHHL-144-208-L-R	.2107	MTO	185
RHHL-144-208-R	.1374	MTO	185
RHHL-144-240	.920	MTO	185
RHHL-144-240-H	.929	MTO	185
RHHL-144-240-H-L	.1700	MTO	185
RHHL-144-240-H-L-R	.2115	MTO	185
RHHL-144-240-H-R	.1383	MTO	185
RHHL-144-240-L	.1692	MTO	185
RHHL-144-240-L-R	.2107	MTO	185
RHHL-144-240-R	.1374	MTO	185
RHHL-18-120	.242	MTO	185
RHHL-18-120-H	.249	MTO	185
RHHL-18-120-H-L	.379	MTO	185
RHHL-18-120-H-L-R	.860	MTO	185
RHHL-18-120-H-R	.737	MTO	185
RHHL-18-120-L	.371	MTO	185
RHHL-18-120-L-R	.852	MTO	185
RHHL-18-120-R	.730	MTO	185
RHHL-18-208	.242	MTO	185
RHHL-18-208-H	.249	MTO	185
RHHL-18-208-H-L	.379	MTO	185
RHHL-18-208-H-L-R	.860	MTO	185
RHHL-18-208-H-R	.737	MTO	185
RHHL-18-208-L	.371	MTO	185
RHHL-18-208-L-R	.852	MTO	185
RHHL-18-208-R	.730	MTO	185
RHHL-18-240	.242	MTO	185
RHHL-18-240-H	.249	MTO	185
RHHL-18-240-H-L	.379	MTO	185
RHHL-18-240-H-L-R	.860	MTO	185
RHHL-18-240-H-R	.737	MTO	185
RHHL-18-240-L	.371	MTO	185
RHHL-18-240-L-R	.852	MTO	185
RHHL-18-240-R	.730	MTO	185
RHHL-24-120	.258	MTO	185
RHHL-24-120-H	.266	MTO	185
RHHL-24-120-H-L	.395	MTO	185
RHHL-24-120-H-L-R	.875	MTO	185
RHHL-24-120-H-R	.753	MTO	185
RHHL-24-120-L	.385	MTO	185
RHHL-24-120-L-R	.866	MTO	185
RHHL-24-120-R	.745	MTO	185
RHHL-24-208	.258	MTO	185
RHHL-24-208-H	.266	MTO	185
RHHL-24-208-H-L	.395	MTO	185
RHHL-24-208-H-L-R	.875	MTO	185
RHHL-24-208-H-R	.753	MTO	185
RHHL-24-208-L	.385	MTO	185
RHHL-24-208-L-R	.866	MTO	185
RHHL-24-208-R	.745	MTO	185
RHHL-24-240	.258	MTO	185
RHHL-24-240-H	.266	MTO	185
RHHL-24-240-H-L	.395	MTO	185
RHHL-24-240-H-L-R	.875	MTO	185
RHHL-24-240-H-R	.753	MTO	185
RHHL-24-240-L	.385	MTO	185
RHHL-24-240-L-R	.866	MTO	185
RHHL-24-240-R	.745	MTO	185
RHHL-30-120	.274	MTO	185
RHHL-30-120-H	.282	MTO	185
RHHL-30-120-H-L	.444	MTO	185
RHHL-30-120-H-L-R	.922	MTO	185
RHHL-30-120-H-R	.768	MTO	185
RHHL-30-120-L	.435	MTO	185
RHHL-30-120-L-R	.913	MTO	185
RHHL-30-120-R	.760	MTO	185
RHHL-30-208	.274	MTO	185
RHHL-30-208-H	.282	MTO	185
RHHL-30-208-H-L	.444	MTO	185
RHHL-30-208-H-L-R	.922	MTO	185
RHHL-30-208-H-R	.768	MTO	185
RHHL-30-208-L	.435	MTO	185
RHHL-30-208-L-R	.913	MTO	185
RHHL-30-208-R	.760	MTO	185
RHHL-30-240	.274	MTO	185
RHHL-30-240-H	.282	MTO	185
RHHL-30-240-H-L	.444	MTO	185
RHHL-30-240-H-L-R	.922	MTO	185
RHHL-30-240-H-R	.768	MTO	185
RHHL-30-240-L	.435	MTO	185
RHHL-30-240-L-R	.913	MTO	185
RHHL-30-240-R	.760	MTO	185
RHHL-36-120	.292	MTO	185
RHHL-36-120-H	.299	MTO	185
RHHL-36-120-H-L	.492	MTO	185
RHHL-36-120-H-L-R	.967	MTO	185
RHHL-36-120-H-R	.784	MTO	185
RHHL-36-120-L	.485	MTO	185
RHHL-36-120-L-R	.961	MTO	185
RHHL-36-120-R	.777	MTO	185
RHHL-36-208	.292	MTO	185
RHHL-36-208-H	.299	MTO	185
RHHL-36-208-H-L	.492	MTO	185
RHHL-36-208-H-L-R	.967	MTO	185
RHHL-36-208-H-R	.784	MTO	185
RHHL-36-208-L	.485	MTO	185
RHHL-36-208-L-R	.961	MTO	185
RHHL-36-208-R	.777	MTO	185
RHHL-36-240	.292	MTO	185
RHHL-36-240-H	.299	MTO	185
RHHL-36-240-H-L	.492	MTO	185
RHHL-36-240-H-L-R	.967	MTO	185
RHHL-36-240-H-R	.784	MTO	185
RHHL-36-240-L	.485	MTO	185
RHHL-36-240-L-R	.961	MTO	185
RHHL-36-240-R	.777	MTO	185
RHHL-42-120	.306	MTO	185
RHHL-42-120-H	.316	MTO	185
RHHL-42-120-H-L	.541	MTO	185
RHHL-42-120-H-L-R	.1014	MTO	185
RHHL-42-120-H-R	.800	MTO	185
RHHL-42-120-L	.532	MTO	185
RHHL-42-120-L-R	.1005	MTO	185
RHHL-42-120-R	.791	MTO	185
RHHL-42-208	.306	MTO	185
RHHL-42-208-H	.316	MTO	185
RHHL-42-208-H-L	.541	MTO	185
RHHL-42-208-H-L-R	.1014	MTO	185
RHHL-42-208-H-R	.800	MTO	185
RHHL-42-208-L	.532	MTO	185
RHHL-42-208-L-R	.1005	MTO	185
RHHL-42-208-R	.791	MTO	185
RHHL-42-240	.306	MTO	185
RHHL-42-240-H	.316	MTO	185
RHHL-42-240-H-L	.541	MTO	185
RHHL-42-240-H-L-R	.1014	MTO	185
RHHL-42-240-H-R	.800	MTO	185
RHHL-42-240-L	.532	MTO	185
RHHL-42-240-L-R	.1005	MTO	185
RHHL-42-240-R	.791	MTO	185
RHHL-48-120	.323	MTO	185
RHHL-48-120-H	.331	MTO	185
RHHL-48-120-H-L	.588	MTO	185
RHHL-48-120-H-L-R	.1059	MTO	185
RHHL-48-120-H-R	.814	MTO	185
RHHL-48-120-L	.580	MTO	185
RHHL-48-120-L-R	.1051	MTO	185
RHHL-48-120-R	.807	MTO	185
RHHL-48-208	.323	MTO	185
RHHL-48-208-H	.331	MTO	185
RHHL-48-208-H-L	.588	MTO	185
RHHL-48-208-H-L-R	.1059	MTO	185
RHHL-48-208-H-R	.814	MTO	185
RHHL-48-208-L	.580	MTO	185
RHHL-48-208-L-R	.1051	MTO	185
RHHL-48-208-R	.807	MTO	185
RHHL-48-240	.323	MTO	185
RHHL-48-240-H	.331	MTO	185
RHHL-48-240-H-L	.588	MTO	185
RHHL-48-240-H-L-R	.1059	MTO	185
RHHL-48-240-H-R	.814	MTO	185
RHHL-48-240-L	.580	MTO	185
RHHL-48-240-L-R	.1051	MTO	185
RHHL-48-240-R	.807	MTO	185
RHHL-54-120	.338	MTO	185
RHHL-54-120-H	.346	MTO	185
RHHL-54-120-H-L	.637	MTO	185
RHHL-54-120-H-L-R	.1105	MTO	185
RHHL-54-120-H-R	.829	MTO	185
RHHL-54-120-L	.628	MTO	185
RHHL-54-120-L-R	.1097	MTO	185
RHHL-54-120-R	.821	MTO	185
RHHL-54-208	.338	MTO	185
RHHL-54-208-H	.346	MTO	185
RHHL-54-208-H-L	.637	MTO	185
RHHL-54-208-H-L-R	.1105	MTO	185
RHHL-54-208-H-R	.829	MTO	185
RHHL-54-208-L	.628	MTO	185
RHHL-54-208-L-R	.1097	MTO	185

Alphanumeric Index

Part List Number	Price	MTO/ MTS	Page No.
RHHL-54-208-R	.821	MTO	185
RHHL-54-240	.338	MTO	185
RHHL-54-240-H	.346	MTO	185
RHHL-54-240-H-L	.637	MTO	185
RHHL-54-240-H-L-R	.1105	MTO	185
RHHL-54-240-H-R	.829	MTO	185
RHHL-54-240-L	.628	MTO	185
RHHL-54-240-L-R	.1097	MTO	185
RHHL-54-240-R	.821	MTO	185
RHHL-60-120	.372	MTO	185
RHHL-60-120-H	.380	MTO	185
RHHL-60-120-H-L	.701	MTO	185
RHHL-60-120-H-L-R	.1166	MTO	185
RHHL-60-120-H-R	.861	MTO	185
RHHL-60-120-L	.695	MTO	185
RHHL-60-120-L-R	.1160	MTO	185
RHHL-60-120-R	.853	MTO	185
RHHL-60-208	.372	MTO	185
RHHL-60-208-H	.380	MTO	185
RHHL-60-208-H-L	.701	MTO	185
RHHL-60-208-H-L-R	.1166	MTO	185
RHHL-60-208-H-R	.861	MTO	185
RHHL-60-208-L	.695	MTO	185
RHHL-60-208-L-R	.1160	MTO	185
RHHL-60-208-R	.853	MTO	185
RHHL-60-240	.372	MTO	185
RHHL-60-240-H	.380	MTO	185
RHHL-60-240-H-L	.701	MTO	185
RHHL-60-240-H-L-R	.1166	MTO	185
RHHL-60-240-H-R	.861	MTO	185
RHHL-60-240-L	.695	MTO	185
RHHL-60-240-L-R	.1160	MTO	185
RHHL-60-240-R	.853	MTO	185
RHHL-66-120	.404	MTO	185
RHHL-66-120-H	.411	MTO	185
RHHL-66-120-H-L	.765	MTO	185
RHHL-66-120-H-L-R	.1227	MTO	185
RHHL-66-120-H-R	.890	MTO	185
RHHL-66-120-L	.759	MTO	185
RHHL-66-120-L-R	.1221	MTO	185
RHHL-66-120-R	.884	MTO	185
RHHL-66-208	.404	MTO	185
RHHL-66-208-H	.411	MTO	185
RHHL-66-208-H-L	.765	MTO	185
RHHL-66-208-H-L-R	.1227	MTO	185
RHHL-66-208-H-R	.890	MTO	185
RHHL-66-208-L	.759	MTO	185
RHHL-66-208-L-R	.1221	MTO	185
RHHL-66-208-R	.884	MTO	185
RHHL-66-240	.404	MTO	185
RHHL-66-240-H	.411	MTO	185
RHHL-66-240-H-L	.765	MTO	185
RHHL-66-240-H-L-R	.1227	MTO	185
RHHL-66-240-H-R	.890	MTO	185
RHHL-66-240-L	.759	MTO	185
RHHL-66-240-L-R	.1221	MTO	185
RHHL-66-240-R	.884	MTO	185
RHHL-72-120	.461	MTO	185
RHHL-72-120-H	.468	MTO	185
RHHL-72-120-H-L	.854	MTO	185
RHHL-72-120-H-L-R	.1311	MTO	185
RHHL-72-120-H-R	.945	MTO	185
RHHL-72-120-L	.846	MTO	185
RHHL-72-120-L-R	.1304	MTO	185
RHHL-72-120-R	.938	MTO	185
RHHL-72-208	.461	MTO	185
RHHL-72-208-H	.468	MTO	185
RHHL-72-208-H-L	.854	MTO	185
RHHL-72-208-H-L-R	.1311	MTO	185
RHHL-72-208-H-R	.945	MTO	185
RHHL-72-208-L	.846	MTO	185
RHHL-72-208-L-R	.1304	MTO	185
RHHL-72-208-R	.938	MTO	185
RHHL-72-240	.461	MTO	185
RHHL-72-240-H	.468	MTO	185
RHHL-72-240-H-L	.854	MTO	185
RHHL-72-240-H-L-R	.1311	MTO	185
RHHL-72-240-H-R	.945	MTO	185
RHHL-72-240-L	.846	MTO	185
RHHL-72-240-L-R	.1304	MTO	185
RHHL-72-240-R	.938	MTO	185
RHHL-84-120	.535	MTO	185
RHHL-84-120-H	.541	MTO	185
RHHL-84-120-H-L	.1052	MTO	185
RHHL-84-120-H-L-R	.1499	MTO	185
RHHL-84-120-H-R	.1014	MTO	185
RHHL-84-120-L	.984	MTO	185
RHHL-84-120-L-R	.1435	MTO	185
RHHL-84-120-R	.1008	MTO	185
RHHL-84-208	.535	MTO	185
RHHL-84-208-H	.541	MTO	185
RHHL-84-208-H-L	.1052	MTO	185
RHHL-84-208-H-L-R	.1499	MTO	185
RHHL-84-208-H-R	.1014	MTO	185
RHHL-84-208-L	.984	MTO	185
RHHL-84-208-L-R	.1435	MTO	185
RHHL-84-208-R	.1008	MTO	185
RHHL-84-240	.535	MTO	185
RHHL-84-240-H	.541	MTO	185
RHHL-84-240-H-L	.1052	MTO	185
RHHL-84-240-H-L-R	.1499	MTO	185
RHHL-84-240-H-R	.1014	MTO	185
RHHL-84-240-L	.984	MTO	185
RHHL-84-240-L-R	.1435	MTO	185
RHHL-84-240-R	.1008	MTO	185
RHHL-96-120	.597	MTO	185
RHHL-96-120-H	.668	MTO	185
RHHL-96-120-H-L	.1180	MTO	185
RHHL-96-120-H-L-R	.1621	MTO	185
RHHL-96-120-H-R	.1135	MTO	185
RHHL-96-120-L	.1111	MTO	185
RHHL-96-120-L-R	.1555	MTO	185
RHHL-96-120-R	.1067	MTO	185
RHHL-96-208	.597	MTO	185
RHHL-96-208-H	.668	MTO	185
RHHL-96-208-H-L	.1180	MTO	185
RHHL-96-208-H-L-R	.1621	MTO	185
RHHL-96-208-H-R	.1135	MTO	185
RHHL-96-208-L	.1111	MTO	185
RHHL-96-208-L-R	.1555	MTO	185
RHHL-96-208-R	.1067	MTO	185
RHHL-96-240	.597	MTO	185
RHHL-96-240-H	.668	MTO	185
RHHL-96-240-H-L	.1180	MTO	185
RHHL-96-240-H-L-R	.1621	MTO	185
RHHL-96-240-H-R	.1135	MTO	185
RHHL-96-240-L	.1111	MTO	185
RHHL-96-240-L-R	.1555	MTO	185
RHHL-96-240-R	.1067	MTO	185
RLB-2	.451	MTO	164
RLB-3	.563	MTO	164
RLB-4	.604	MTO	164
RLB-5	.728	MTO	164
RLB-6	.964	MTO	164
RM1436BL	.63	MTO	15
RM1436C	.63	MTO	15
RM1436R	.63	MTO	15
RM1436W	.63	MTO	15
RM1436Z	.56	MTO	15
RM1448BL	.74	MTS	15
RM1448C	.74	MTS	15
RM1448R	.74	MTO	15
RM1448W	.74	MTO	15
RM1448Z	.65	MTO	15
RM1836BL	.67	MTO	15
RM1836C	.67	MTO	15
RM1836R	.67	MTO	15
RM1836W	.67	MTO	15
RM1836Z	.66	MTO	15
RM1848BL	.80	MTO	15
RM1848C	.80	MTO	15
RM1848R	.80	MTO	15
RM1848W	.80	MTO	15
RM1848Z	.76	MTO	15
RM2136BL	.79	MTO	15
RM2136C	.79	MTO	15
RM2136R	.79	MTO	15
RM2136W	.79	MTO	15
RM2136Z	.72	MTO	15
RM2148BL	.91	MTO	15
RM2148C	.91	MTO	15
RM2148R	.91	MTO	15
RM2148W	.91	MTO	15
RM2148Z	.82	MTO	15
RM2424BL	.77	MTO	15
RM2424C	.77	MTO	15
RM2424R	.77	MTO	15
RM2424W	.77	MTO	15
RM2424Z	.72	MTO	15
RM2436BL	.82	MTO	15
RM2436C	.82	MTO	15
RM2436R	.82	MTO	15
RM2436W	.82	MTO	15
RM2436Z	.77	MTO	15
RM2448BL	.99	MTO	15
RM2448C	.99	MTO	15
RM2448R	.99	MTO	15
RM2448W	.99	MTO	15
RM2448Z	.92	MTO	15
RS4-63-A1436BL	.483	MTO	15
RS4-63-A1436C	.483	MTO	15
RS4-74-A1436BL	.514	MTO	15
RS4-74-A1436C	.514	MTO	15
RS4-63-A1448BL	.515	MTO	15
RS4-63-A1448C	.515	MTO	15
RS4-74-A1448BL	.546	MTO	15
RS4-74-A1448C	.546	MTO	15
RS4-63-A1836BL	.517	MTO	15
RS4-63-A1836C	.517	MTO	15
RS4-74-A1836BL	.548	MTO	15
RS4-74-A1836C	.548	MTO	15
RS4-63-A1848BL	.559	MTO	15
RS4-63-A1848C	.559	MTO	15
RS4-74-A1848BL	.589	MTO	15
RS4-74-A1848C	.589	MTO	15
RS4-63-A2136BL	.532	MTO	15
RS4-63-A2136C	.532	MTO	15
RS4-74-A2136BL	.563	MTO	15
RS4-74-A2136C	.563	MTO	15
RS4-63-A2148BL	.586	MTO	15
RS4-63-A2148C	.586	MTO	15
RS4-74-A2148BL	.616	MTO	15
RS4-74-A2148C	.616	MTO	15
RS4-63-A2436BL	.564	MTO	15
RS4-63-A2436C	.564	MTO	15
RS4-74-A2436BL	.594	MTO	15
RS4-74-A2436C	.594	MTO	15
RS4-63-A2448BL	.644	MTO	15
RS4-63-A2448C	.644	MTO	15
RS4-74-A2448BL	.674	MTO	15
RS4-74-A2448C	.674	MTO	15
S10	.38	MTO	49,72
S12	.41	MTO	49,72
S14	.44	MTO	49,72
S16	.48	MTO	49,72
S18	.51	MTO	49,72
S1824PSM	.123	MTS	53
S1824PSM-M	.164	MTO	53
S1824PZM	.110	MTO	53
S1824PZM-M	.147	MTO	53
S1830PSM	.126	MTS	53
S1830PSM-M	.167	MTO	53
S1830PZM	.113	MTS	53
S1830PZM-M	.150	MTO	53
S1836PSM	.134	MTS	53
S1836PSM-M	.175	MTO	53
S1836PZM	.117	MTO	53
S1836PZM-M	.154	MTO	53
S1842PSM	.149	MTO	53
S1842PSM-M	.190	MTO	53
S1842PZM	.134	MTO	53
S1842PZM-M	.171	MTO	53
S1848PSM	.161	MTS	53
S1848PSM-M	.202	MTO	53

100 Industrial Boulevard, Clayton, DE 19938-8903 U.S.A.
Phone: 800-441-8440 or 302-653-3000. Fax: 302-653-2065
http://www.eaglegrp.com

EAGLE GROUP
Profit from the Eagle Advantage®

Part List Number	Price	MTO/ MTS	Page No.
S1848PZM	.137	MTS	53
S1848PZM-M	.174	MTO	53
S1854PSM	.184	MTS	53
S1854PSM-M	.225	MTO	53
S1854PZM	.159	MTO	53
S1854PZM-M	.196	MTO	53
S1860PSM	.203	MTS	53
S1860PSM-M	.245	MTO	53
S1860PZM	.162	MTS	53
S1860PZM-M	.199	MTO	53
S20	.53	MTO	49,72
S2324PSM	.147	MTS	53
S2324PSM-M	.208	MTO	53
S2324PZM	.133	MTO	53
S2324PZM-M	.189	MTO	53
S2330PSM	.157	MTS	53
S2330PSM-M	.217	MTO	53
S2330PZM	.136	MTO	53
S2330PZM-M	.192	MTO	53
S2336PSM	.166	MTS	53
S2336PSM-M	.227	MTO	53
S2336PZM	.139	MTO	53
S2336PZM-M	.196	MTO	53
S2342PSM	.186	MTS	53
S2342PSM-M	.247	MTO	53
S2342PZM	.167	MTS	53
S2342PZM-M	.224	MTO	53
S2348PSM	.197	MTS	53
S2348PSM-M	.258	MTO	53
S2348PZM	.171	MTS	53
S2348PZM-M	.227	MTO	53
S2354PSM	.215	MTS	53
S2354PSM-M	.276	MTO	53
S2354PZM	.195	MTO	53
S2354PZM-M	.251	MTO	53
S2360PSM	.220	MTS	53
S2360PSM-M	.280	MTO	53
S2360PZM	.198	MTO	53
S2360PZM-M	.254	MTO	53
S4-63-1824C	.332	MTO	10
S4-63-1824E	.404	MTO	10
S4-63-1824S	1308	MTO	10
S4-63-1824V	.336	MTO	10
S4-63-1824VG	.336	MTO	10
S4-63-1824Z	.328	MTO	10
S4-63-1830C	.344	MTO	10
S4-63-1830E	.412	MTO	10
S4-63-1830S	1316	MTO	10
S4-63-1830V	.372	MTO	10
S4-63-1830VG	.372	MTO	10
S4-63-1830Z	.336	MTO	10
S4-63-1836C	.352	MTO	10
S4-63-1836E	.424	MTO	10
S4-63-1836S	1328	MTO	10
S4-63-1836V	.392	MTO	10
S4-63-1836VG	.392	MTO	10
S4-63-1836Z	.348	MTO	10
S4-63-1842C	.392	MTO	10
S4-63-1842E	.480	MTO	10
S4-63-1842S	1520	MTO	10
S4-63-1842V	.424	MTO	10
S4-63-1842VG	.424	MTO	10
S4-63-1842Z	.376	MTO	10
S4-63-1848C	.400	MTO	10
S4-63-1848E	.492	MTO	10
S4-63-1848S	1532	MTO	10
S4-63-1848V	.452	MTO	10
S4-63-1848VG	.452	MTO	10
S4-63-1848Z	.388	MTO	10
S4-63-1860C	.456	MTO	10
S4-63-1860E	.560	MTO	10
S4-63-1860S	1880	MTO	10
S4-63-1860V	.508	MTO	10
S4-63-1860VG	.508	MTO	10
S4-63-1860Z	.440	MTO	10
S4-63-1872C	.524	MTO	10
S4-63-1872E	.628	MTO	10
S4-63-1872S	2180	MTO	10
S4-63-1872V	.592	MTO	10
S4-63-1872VG	.592	MTO	10
S4-63-1872Z	.500	MTO	10
S4-63-2124C	.376	MTO	10
S4-63-2124E	.448	MTO	10
S4-63-2124S	1464	MTO	10
S4-63-2124V	.368	MTO	10
S4-63-2124VG	.368	MTO	10
S4-63-2124Z	.352	MTO	10
S4-63-2130C	.388	MTO	10
S4-63-2130E	.456	MTO	10
S4-63-2130S	1476	MTO	10
S4-63-2130V	.400	MTO	10
S4-63-2130VG	.400	MTO	10
S4-63-2130Z	.360	MTO	10
S4-63-2136C	.396	MTO	10
S4-63-2136E	.464	MTO	10
S4-63-2136S	1484	MTO	10
S4-63-2136V	.440	MTO	10
S4-63-2136VG	.440	MTO	10
S4-63-2136Z	.372	MTO	10
S4-63-2142C	.436	MTO	10
S4-63-2142E	.516	MTO	10
S4-63-2142S	1672	MTO	10
S4-63-2142V	.464	MTO	10
S4-63-2142VG	.464	MTO	10
S4-63-2142Z	.400	MTO	10
S4-63-2148C	.444	MTO	10
S4-63-2148E	.524	MTO	10
S4-63-2148S	1680	MTO	10
S4-63-2148V	.484	MTO	10
S4-63-2148VG	.484	MTO	10
S4-63-2148Z	.412	MTO	10
S4-63-2160C	.504	MTO	10
S4-63-2160E	.604	MTO	10
S4-63-2160S	2140	MTO	10
S4-63-2160V	.564	MTO	10
S4-63-2160VG	.564	MTO	10
S4-63-2160Z	.484	MTO	10
S4-63-2172C	.592	MTO	10
S4-63-2172E	.716	MTO	10
S4-63-2172S	2484	MTO	10
S4-63-2172V	.644	MTO	10
S4-63-2172VG	.644	MTO	10
S4-63-2172Z	.568	MTO	10
S4-63-2424C	.392	MTO	10
S4-63-2424E	.476	MTO	10
S4-63-2424S	1564	MTO	10
S4-63-2424V	.404	MTO	10
S4-63-2424VG	.404	MTO	10
S4-63-2424Z	.372	MTO	10
S4-63-2430C	.400	MTO	10
S4-63-2430E	.484	MTO	10
S4-63-2430S	1572	MTO	10
S4-63-2430V	.440	MTO	10
S4-63-2430VG	.440	MTO	10
S4-63-2430Z	.380	MTO	10
S4-63-2436C	.412	MTO	10
S4-63-2436E	.496	MTO	10
S4-63-2436S	1588	MTO	10
S4-63-2436V	.456	MTO	10
S4-63-2436VG	.456	MTO	10
S4-63-2436Z	.392	MTO	10
S4-63-2442C	.468	MTO	10
S4-63-2442E	.568	MTO	10
S4-63-2442S	1844	MTO	10
S4-63-2442V	.496	MTO	10
S4-63-2442VG	.496	MTO	10
S4-63-2442Z	.440	MTO	10
S4-63-2448C	.480	MTO	10
S4-63-2448E	.584	MTO	10
S4-63-2448S	1856	MTO	10
S4-63-2448V	.536	MTO	10
S4-63-2448VG	.536	MTO	10
S4-63-2448Z	.448	MTO	10
S4-63-2460C	.548	MTO	10
S4-63-2460E	.668	MTO	10
S4-63-2460S	2220	MTO	10
S4-63-2460V	.620	MTO	10
S4-63-2460VG	.620	MTO	10
S4-63-2460Z	.528	MTO	10
S4-63-2472C	.636	MTO	10
S4-63-2472E	.764	MTO	10
S4-63-2472S	2704	MTO	10
S4-63-2472V	.716	MTO	10
S4-63-2472VG	.716	MTO	10
S4-63-2472Z	.596	MTO	10
S4-63S-L1824PM	.608	MTO	52
S4-63S-L1830PM	.632	MTO	52
S4-63S-L1836PM	.680	MTO	52
S4-63S-L1842PM	.712	MTO	52
S4-63S-L1848PM	.740	MTO	52
S4-63S-L1854PM	.804	MTO	52
S4-63S-L1860PM	.816	MTO	52
S4-63S-L2324PM	.700	MTO	52
S4-63S-L2330PM	.712	MTO	52
S4-63S-L2336PM	.724	MTO	52
S4-63S-L2342PM	.836	MTO	52
S4-63S-L2348PM	.852	MTO	52
S4-63S-L2354PM	.948	MTO	52
S4-63S-L2360PM	.960	MTO	52
S4-63S-S1824PM	.660	MTO	52
S4-63S-S1830PM	.672	MTO	52
S4-63S-S1836PM	.704	MTO	52
S4-63S-S1842PM	.764	MTO	52
S4-63S-S1848PM	.812	MTO	52
S4-63S-S1854PM	.904	MTO	52
S4-63S-S1860PM	.980	MTO	52
S4-63S-S2324PM	.756	MTO	52
S4-63S-S2330PM	.796	MTO	52
S4-63S-S2336PM	.832	MTO	52
S4-63S-S2342PM	.912	MTO	52
S4-63S-S2348PM	.956	MTO	52
S4-63S-S2354PM	1028	MTO	52
S4-63S-S2360PM	1048	MTO	52
S4-63Z-L1824PM	.548	MTO	52
S4-63Z-L1830PM	.556	MTO	52
S4-63Z-L1836PM	.568	MTO	52
S4-63Z-L1842PM	.636	MTO	52
S4-63Z-L1848PM	.648	MTO	52
S4-63Z-L1854PM	.716	MTO	52
S4-63Z-L1860PM	.732	MTO	52
S4-63Z-L2324PM	.632	MTO	52
S4-63Z-L2330PM	.640	MTO	52
S4-63Z-L2336PM	.652	MTO	52
S4-63Z-L2342PM	.748	MTO	52
S4-63Z-L2348PM	.756	MTO	52
S4-63Z-L2354PM	.848	MTO	52
S4-63Z-L2360PM	.856	MTO	52
S4-63Z-S1824PM	.588	MTO	52
S4-63Z-S1830PM	.600	MTO	52
S4-63Z-S1836PM	.616	MTO	52
S4-63Z-S1842PM	.684	MTO	52
S4-63Z-S1848PM	.696	MTO	52
S4-63Z-S1854PM	.784	MTO	52
S4-63Z-S1860PM	.796	MTO	52
S4-63Z-S2324PM	.680	MTO	52
S4-63Z-S2330PM	.692	MTO	52
S4-63Z-S2336PM	.704	MTO	52
S4-63Z-S2342PM	.816	MTO	52
S4-63Z-S2348PM	.832	MTO	52
S4-63Z-S2354PM	.928	MTO	52
S4-63Z-S2360PM	.940	MTO	52
S4-74-1824C	.344	MTO	10
S4-74-1824E	.412	MTO	10
S4-74-1824S	1344	MTO	10
S4-74-1824V	.344	MTO	10
S4-74-1824VG	.344	MTO	10
S4-74-1824Z	.340	MTO	10
S4-74-1830C	.356	MTO	10
S4-74-1830E	.420	MTO	10
S4-74-1830S	1352	MTO	10
S4-74-1830V	.380	MTO	10
S4-74-1830VG	.380	MTO	10
S4-74-1830Z	.348	MTO	10
S4-74-1836C	.364	MTO	10

Alphanumeric Index

Part List Number	Price	MTO/ MTS	Page No.
S4-74-1836E	.432	MTO	10
S4-74-1836S	1364	MTO	10
S4-74-1836V	.400	MTO	10
S4-74-1836VG	.400	MTO	10
S4-74-1836Z	.360	MTO	10
S4-74-1842C	.404	MTO	10
S4-74-1842E	.488	MTO	10
S4-74-1842S	1556	MTO	10
S4-74-1842V	.432	MTO	10
S4-74-1842VG	.432	MTO	10
S4-74-1842Z	.388	MTO	10
S4-74-1848C	.412	MTO	10
S4-74-1848E	.500	MTO	10
S4-74-1848S	1568	MTO	10
S4-74-1848V	.460	MTO	10
S4-74-1848VG	.460	MTO	10
S4-74-1848Z	.400	MTO	10
S4-74-1860C	.468	MTO	10
S4-74-1860E	.568	MTO	10
S4-74-1860S	1916	MTO	10
S4-74-1860V	.516	MTO	10
S4-74-1860VG	.516	MTO	10
S4-74-1860Z	.452	MTO	10
S4-74-1872C	.536	MTO	10
S4-74-1872E	.636	MTO	10
S4-74-1872S	2216	MTO	10
S4-74-1872V	.600	MTO	10
S4-74-1872VG	.600	MTO	10
S4-74-1872Z	.512	MTO	10
S4-74-2124C	.388	MTO	10
S4-74-2124E	.456	MTO	10
S4-74-2124S	1500	MTO	10
S4-74-2124V	.376	MTO	10
S4-74-2124VG	.376	MTO	10
S4-74-2124Z	.364	MTO	10
S4-74-2130C	.400	MTO	10
S4-74-2130E	.464	MTO	10
S4-74-2130S	1512	MTO	10
S4-74-2130V	.408	MTO	10
S4-74-2130VG	.408	MTO	10
S4-74-2130Z	.372	MTO	10
S4-74-2136C	.408	MTO	10
S4-74-2136E	.472	MTO	10
S4-74-2136S	1520	MTO	10
S4-74-2136V	.448	MTO	10
S4-74-2136VG	.448	MTO	10
S4-74-2136Z	.384	MTO	10
S4-74-2142C	.448	MTO	10
S4-74-2142E	.524	MTO	10
S4-74-2142S	1708	MTO	10
S4-74-2142V	.472	MTO	10
S4-74-2142VG	.472	MTO	10
S4-74-2142Z	.412	MTO	10
S4-74-2148C	.456	MTO	10
S4-74-2148E	.532	MTO	10
S4-74-2148S	1716	MTO	10
S4-74-2148V	.492	MTO	10
S4-74-2148VG	.492	MTO	10
S4-74-2148Z	.424	MTO	10
S4-74-2160C	.516	MTO	10
S4-74-2160E	.612	MTO	10
S4-74-2160S	2176	MTO	10
S4-74-2160V	.572	MTO	10
S4-74-2160VG	.572	MTO	10
S4-74-2160Z	.496	MTO	10
S4-74-2172C	.604	MTO	10
S4-74-2172E	.724	MTO	10
S4-74-2172S	2520	MTO	10
S4-74-2172V	.652	MTO	10
S4-74-2172VG	.652	MTO	10
S4-74-2172Z	.580	MTO	10
S4-74-2424C	.404	MTO	10
S4-74-2424E	.484	MTO	10
S4-74-2424S	1600	MTO	10
S4-74-2424V	.412	MTO	10
S4-74-2424VG	.412	MTO	10
S4-74-2424Z	.384	MTO	10
S4-74-2430C	.412	MTO	10
S4-74-2430E	.492	MTO	10
S4-74-2430S	1608	MTO	10
S4-74-2430V	.448	MTO	10
S4-74-2430VG	.448	MTO	10
S4-74-2430Z	.392	MTO	10
S4-74-2436C	.424	MTO	10
S4-74-2436E	.504	MTO	10
S4-74-2436S	1624	MTO	10
S4-74-2436V	.464	MTO	10
S4-74-2436VG	.464	MTO	10
S4-74-2436Z	.404	MTO	10
S4-74-2442C	.480	MTO	10
S4-74-2442E	.576	MTO	10
S4-74-2442S	1880	MTO	10
S4-74-2442V	.504	MTO	10
S4-74-2442VG	.504	MTO	10
S4-74-2442Z	.452	MTO	10
S4-74-2448C	.492	MTO	10
S4-74-2448E	.592	MTO	10
S4-74-2448S	1892	MTO	10
S4-74-2448V	.544	MTO	10
S4-74-2448VG	.544	MTO	10
S4-74-2448Z	.460	MTO	10
S4-74-2460C	.560	MTO	10
S4-74-2460E	.676	MTO	10
S4-74-2460S	2256	MTO	10
S4-74-2460V	.628	MTO	10
S4-74-2460VG	.628	MTO	10
S4-74-2460Z	.540	MTO	10
S4-74-2472C	.648	MTO	10
S4-74-2472E	.772	MTO	10
S4-74-2472S	2740	MTO	10
S4-74-2472V	.724	MTO	10
S4-74-2472VG	.724	MTO	10
S4-74-2472Z	.608	MTO	10
S4-74S-L1824PM	.632	MTO	52
S4-74S-L1830PM	.656	MTO	52
S4-74S-L1836PM	.704	MTO	52
S4-74S-L1842PM	.736	MTO	52
S4-74S-L1848PM	.764	MTO	52
S4-74S-L1854PM	.828	MTO	52
S4-74S-L1860PM	.840	MTO	52
S4-74S-L2324PM	.724	MTO	52
S4-74S-L2330PM	.736	MTO	52
S4-74S-L2336PM	.748	MTO	52
S4-74S-L2342PM	.860	MTO	52
S4-74S-L2348PM	.876	MTO	52
S4-74S-L2354PM	.972	MTO	52
S4-74S-L2360PM	.984	MTO	52
S4-74S-S1824PM	.684	MTO	52
S4-74S-S1830PM	.696	MTO	52
S4-74S-S1836PM	.728	MTO	52
S4-74S-S1842PM	.788	MTO	52
S4-74S-S1848PM	.836	MTO	52
S4-74S-S1854PM	.928	MTO	52
S4-74S-S1860PM	1004	MTO	52
S4-74S-S2324PM	.780	MTO	52
S4-74S-S2330PM	.820	MTO	52
S4-74S-S2336PM	.856	MTO	52
S4-74S-S2342PM	.936	MTO	52
S4-74S-S2348PM	.980	MTO	52
S4-74S-S2354PM	1052	MTO	52
S4-74S-S2360PM	1072	MTO	52
S4-74Z-L1824PM	.568	MTO	52
S4-74Z-L1830PM	.576	MTO	52
S4-74Z-L1836PM	.588	MTO	52
S4-74Z-L1842PM	.656	MTO	52
S4-74Z-L1848PM	.668	MTO	52
S4-74Z-L1854PM	.736	MTO	52
S4-74Z-L1860PM	.752	MTO	52
S4-74Z-L2324PM	.652	MTO	52
S4-74Z-L2330PM	.660	MTO	52
S4-74Z-L2336PM	.672	MTO	52
S4-74Z-L2342PM	.768	MTO	52
S4-74Z-L2348PM	.776	MTO	52
S4-74Z-L2354PM	.868	MTO	52
S4-74Z-L2360PM	.876	MTO	52
S4-74Z-S1824PM	.608	MTO	52
S4-74Z-S1830PM	.620	MTO	52
S4-74Z-S1836PM	.636	MTO	52
S4-74Z-S1842PM	.704	MTO	52
S4-74Z-S1848PM	.716	MTO	52
S4-74Z-S1854PM	.804	MTO	52
S4-74Z-S1860PM	.816	MTO	52
S4-74Z-S2324PM	.700	MTO	52
S4-74Z-S2330PM	.712	MTO	52
S4-74Z-S2336PM	.724	MTO	52
S4-74Z-S2342PM	.836	MTO	52
S4-74Z-S2348PM	.852	MTO	52
S4-74Z-S2354PM	.948	MTO	52
S4-74Z-S2360PM	.960	MTO	52
S5-74-1824C	.404	MTO	12
S5-74-1824E	.486	MTO	12
S5-74-1824S	1603	MTO	12
S5-74-1824V	.403	MTO	12
S5-74-1824VG	.403	MTO	12
S5-74-1824Z	.399	MTO	12
S5-74-1830C	.419	MTO	12
S5-74-1830E	.496	MTO	12
S5-74-1830S	1613	MTO	12
S5-74-1830V	.448	MTO	12
S5-74-1830VG	.448	MTO	12
S5-74-1830Z	.409	MTO	12
S5-74-1836C	.429	MTO	12
S5-74-1836E	.511	MTO	12
S5-74-1836S	1628	MTO	12
S5-74-1836V	.473	MTO	12
S5-74-1836VG	.473	MTO	12
S5-74-1836Z	.424	MTO	12
S5-74-1842C	.479	MTO	12
S5-74-1842E	.581	MTO	12
S5-74-1842S	1868	MTO	12
S5-74-1842V	.513	MTO	12
S5-74-1842VG	.513	MTO	12
S5-74-1842Z	.459	MTO	12
S5-74-1848C	.489	MTO	12
S5-74-1848E	.596	MTO	12
S5-74-1848S	1883	MTO	12
S5-74-1848V	.548	MTO	12
S5-74-1848VG	.548	MTO	12
S5-74-1848Z	.474	MTO	12
S5-74-1860C	.559	MTO	12
S5-74-1860E	.681	MTO	12
S5-74-1860S	2318	MTO	12
S5-74-1860V	.618	MTO	12
S5-74-1860VG	.618	MTO	12
S5-74-1860Z	.539	MTO	12
S5-74-1872C	.644	MTO	12
S5-74-1872E	.766	MTO	12
S5-74-1872S	2693	MTO	12
S5-74-1872V	.723	MTO	12
S5-74-1872VG	.723	MTO	12
S5-74-1872Z	.614	MTO	12
S5-74-2124C	.459	MTO	12
S5-74-2124E	.541	MTO	12
S5-74-2124S	1798	MTO	12
S5-74-2124V	.443	MTO	12
S5-74-2124VG	.443	MTO	12
S5-74-2124Z	.429	MTO	12
S5-74-2130C	.474	MTO	12
S5-74-2130E	.551	MTO	12
S5-74-2130S	1813	MTO	12
S5-74-2130V	.483	MTO	12
S5-74-2130VG	.483	MTO	12
S5-74-2130Z	.439	MTO	12
S5-74-2136C	.484	MTO	12
S5-74-2136E	.561	MTO	12
S5-74-2136S	1823	MTO	12
S5-74-2136V	.533	MTO	12
S5-74-2136VG	.533	MTO	12
S5-74-2136Z	.454	MTO	12
S5-74-2142C	.534	MTO	12
S5-74-2142E	.626	MTO	12
S5-74-2142S	2058	MTO	12
S5-74-2142V	.563	MTO	12
S5-74-2142VG	.563	MTO	12

100 Industrial Boulevard, Clayton, DE 19938-8903 U.S.A.
Phone: 800-441-8440 or 302-653-3000. Fax: 302-653-2065
http://www.eaglegrp.com

EAGLE GROUP
Profit from the Eagle Advantage®

Part List Number	Price	MTO/ MTS	Page No.
S5-74-2142Z	.489	MTO	12
S5-74-2148C	.544	MTO	12
S5-74-2148E	.636	MTO	12
S5-74-2148S	.2068	MTO	12
S5-74-2148V	.588	MTO	12
S5-74-2148VG	.588	MTO	12
S5-74-2148Z	.504	MTO	12
S5-74-2160C	.619	MTO	12
S5-74-2160E	.736	MTO	12
S5-74-2160S	.2643	MTO	12
S5-74-2160V	.688	MTO	12
S5-74-2160VG	.688	MTO	12
S5-74-2160Z	.594	MTO	12
S5-74-2172C	.729	MTO	12
S5-74-2172E	.876	MTO	12
S5-74-2172S	.3073	MTO	12
S5-74-2172V	.788	MTO	12
S5-74-2172VG	.788	MTO	12
S5-74-2172Z	.699	MTO	12
S5-74-2424C	.479	MTO	12
S5-74-2424E	.576	MTO	12
S5-74-2424S	.1923	MTO	12
S5-74-2424V	.488	MTO	12
S5-74-2424VG	.488	MTO	12
S5-74-2424Z	.454	MTO	12
S5-74-2430C	.489	MTO	12
S5-74-2430E	.586	MTO	12
S5-74-2430S	.1933	MTO	12
S5-74-2430V	.533	MTO	12
S5-74-2430VG	.533	MTO	12
S5-74-2430Z	.464	MTO	12
S5-74-2436C	.504	MTO	12
S5-74-2436E	.601	MTO	12
S5-74-2436S	.1953	MTO	12
S5-74-2436V	.553	MTO	12
S5-74-2436VG	.553	MTO	12
S5-74-2436Z	.479	MTO	12
S5-74-2442C	.574	MTO	12
S5-74-2442E	.691	MTO	12
S5-74-2442S	.2273	MTO	12
S5-74-2442V	.603	MTO	12
S5-74-2442VG	.603	MTO	12
S5-74-2442Z	.539	MTO	12
S5-74-2448C	.589	MTO	12
S5-74-2448E	.711	MTO	12
S5-74-2448S	.2288	MTO	12
S5-74-2448V	.653	MTO	12
S5-74-2448VG	.653	MTO	12
S5-74-2448Z	.549	MTO	12
S5-74-2460C	.674	MTO	12
S5-74-2460E	.816	MTO	12
S5-74-2460S	.2743	MTO	12
S5-74-2460V	.758	MTO	12
S5-74-2460VG	.758	MTO	12
S5-74-2460Z	.649	MTO	12
S5-74-2472C	.784	MTO	12
S5-74-2472E	.936	MTO	12
S5-74-2472S	.3348	MTO	12
S5-74-2472V	.878	MTO	12
S5-74-2472VG	.878	MTO	12
S5-74-2472Z	.734	MTO	12
S5-86-1824C	.424	MTO	12
S5-86-1824E	.506	MTO	12
S5-86-1824S	.1663	MTO	12
S5-86-1824V	.427	MTO	12
S5-86-1824VG	.427	MTO	12
S5-86-1824Z	.419	MTO	12
S5-86-1830C	.439	MTO	12
S5-86-1830E	.516	MTO	12
S5-86-1830S	.1673	MTO	12
S5-86-1830V	.472	MTO	12
S5-86-1830VG	.472	MTO	12
S5-86-1830Z	.429	MTO	12
S5-86-1836C	.449	MTO	12
S5-86-1836E	.531	MTO	12
S5-86-1836S	.1688	MTO	12
S5-86-1836V	.497	MTO	12
S5-86-1836VG	.497	MTO	12
S5-86-1836Z	.444	MTO	12
S5-86-1842C	.499	MTO	12
S5-86-1842E	.601	MTO	12
S5-86-1842S	.1928	MTO	12
S5-86-1842V	.537	MTO	12
S5-86-1842VG	.537	MTO	12
S5-86-1842Z	.479	MTO	12
S5-86-1848C	.509	MTO	12
S5-86-1848E	.616	MTO	12
S5-86-1848S	.1943	MTO	12
S5-86-1848V	.572	MTO	12
S5-86-1848VG	.572	MTO	12
S5-86-1848Z	.494	MTO	12
S5-86-1860C	.579	MTO	12
S5-86-1860E	.701	MTO	12
S5-86-1860S	.2378	MTO	12
S5-86-1860V	.642	MTO	12
S5-86-1860VG	.642	MTO	12
S5-86-1860Z	.559	MTO	12
S5-86-1872C	.664	MTO	12
S5-86-1872E	.786	MTO	12
S5-86-1872S	.2753	MTO	12
S5-86-1872V	.747	MTO	12
S5-86-1872VG	.747	MTO	12
S5-86-1872Z	.634	MTO	12
S5-86-2124C	.479	MTO	12
S5-86-2124E	.561	MTO	12
S5-86-2124S	.1858	MTO	12
S5-86-2124V	.467	MTO	12
S5-86-2124VG	.467	MTO	12
S5-86-2124Z	.449	MTO	12
S5-86-2130C	.494	MTO	12
S5-86-2130E	.571	MTO	12
S5-86-2130S	.1873	MTO	12
S5-86-2130V	.507	MTO	12
S5-86-2130VG	.507	MTO	12
S5-86-2130Z	.459	MTO	12
S5-86-2136C	.504	MTO	12
S5-86-2136E	.581	MTO	12
S5-86-2136S	.1883	MTO	12
S5-86-2136V	.557	MTO	12
S5-86-2136VG	.557	MTO	12
S5-86-2136Z	.474	MTO	12
S5-86-2142C	.554	MTO	12
S5-86-2142E	.646	MTO	12
S5-86-2142S	.2118	MTO	12
S5-86-2142V	.587	MTO	12
S5-86-2142VG	.587	MTO	12
S5-86-2142Z	.509	MTO	12
S5-86-2148C	.564	MTO	12
S5-86-2148E	.656	MTO	12
S5-86-2148S	.2128	MTO	12
S5-86-2148V	.612	MTO	12
S5-86-2148VG	.612	MTO	12
S5-86-2148Z	.524	MTO	12
S5-86-2160C	.639	MTO	12
S5-86-2160E	.756	MTO	12
S5-86-2160S	.2703	MTO	12
S5-86-2160V	.712	MTO	12
S5-86-2160VG	.712	MTO	12
S5-86-2160Z	.614	MTO	12
S5-86-2172C	.749	MTO	12
S5-86-2172E	.896	MTO	12
S5-86-2172S	.3133	MTO	12
S5-86-2172V	.812	MTO	12
S5-86-2172VG	.812	MTO	12
S5-86-2172Z	.719	MTO	12
S5-86-2424C	.499	MTO	12
S5-86-2424E	.596	MTO	12
S5-86-2424S	.1983	MTO	12
S5-86-2424V	.512	MTO	12
S5-86-2424VG	.512	MTO	12
S5-86-2424Z	.474	MTO	12
S5-86-2430C	.509	MTO	12
S5-86-2430E	.606	MTO	12
S5-86-2430S	.1993	MTO	12
S5-86-2430V	.557	MTO	12
S5-86-2430VG	.557	MTO	12
S5-86-2430Z	.484	MTO	12
S5-86-2436C	.524	MTO	12
S5-86-2436E	.621	MTO	12
S5-86-2436S	.2013	MTO	12
S5-86-2436V	.577	MTO	12
S5-86-2436VG	.577	MTO	12
S5-86-2436Z	.499	MTO	12
S5-86-2442C	.594	MTO	12
S5-86-2442E	.711	MTO	12
S5-86-2442S	.2333	MTO	12
S5-86-2442V	.627	MTO	12
S5-86-2442VG	.627	MTO	12
S5-86-2442Z	.559	MTO	12
S5-86-2448C	.609	MTO	12
S5-86-2448E	.731	MTO	12
S5-86-2448S	.2348	MTO	12
S5-86-2448V	.677	MTO	12
S5-86-2448VG	.677	MTO	12
S5-86-2448Z	.569	MTO	12
S5-86-2460C	.694	MTO	12
S5-86-2460E	.836	MTO	12
S5-86-2460S	.2803	MTO	12
S5-86-2460V	.782	MTO	12
S5-86-2460VG	.782	MTO	12
S5-86-2460Z	.669	MTO	12
S5-86-2472C	.804	MTO	12
S5-86-2472E	.956	MTO	12
S5-86-2472S	.3408	MTO	12
S5-86-2472V	.902	MTO	12
S5-86-2472VG	.902	MTO	12
S5-86-2472Z	.754	MTO	12
SA1824C	.86	MTO	18
SA1824Z	.77	MTO	18
SA1830C	.96	MTO	18
SA1830Z	.86	MTO	18
SA1836C	.100	MTO	18
SA1836Z	.92	MTO	18
SA1842C	.111	MTO	18
SA1842Z	.100	MTO	18
SA1848C	.120	MTO	18
SA1848Z	.110	MTO	18
SA1854C	.136	MTO	18
SA1854Z	.125	MTO	18
SA1860C	.139	MTO	18
SA1860Z	.126	MTO	18
SA2124C	.95	MTO	18
SA2124Z	.87	MTO	18
SA2130C	.106	MTO	18
SA2130Z	.95	MTO	18
SA2136C	.115	MTO	18
SA2136Z	.101	MTO	18
SA2142C	.126	MTO	18
SA2142Z	.112	MTO	18
SA2148C	.132	MTO	18
SA2148Z	.120	MTO	18
SA2154C	.152	MTO	18
SA2154Z	.136	MTO	18
SA2160C	.157	MTO	18
SA2160Z	.145	MTO	18
SA2424C	.104	MTO	18
SA2424Z	.95	MTO	18
SA2430C	.111	MTO	18
SA2430Z	.104	MTO	18
SA2436C	.119	MTO	18
SA2436Z	.106	MTO	18
SA2442C	.132	MTO	18
SA2442Z	.119	MTO	18
SA2448C	.144	MTO	18
SA2448Z	.126	MTO	18
SA2454C	.161	MTO	18
SA2454Z	.145	MTO	18
SA2460C	.170	MTO	18
SA2460Z	.155	MTO	18
SAP54-C	.34	MTO	18
SAP54-Z	.32	MTO	18
SAP63-C	.39	MTO	18
SAP63-Z	.33	MTO	18
SAP72-C	.40	MTO	18

Alphanumeric Index

Part List Number	Price	MTO/ MTS	Page No.
SAP72-Z	.34	MTO	18
SB-1	.255	MTO	105
SB1014	.155	MTO	213
SBH-1/3	.90	MTO	164,178
SBH-1/6	.80	MTO	164,178
SC1436	1153	MTS	35
SC1436E	1381	MTO	35
SC1436S	3426	MTO	35
SC1448	1434	MTS	35
SC1448E	1680	MTO	35
SC1448S	4141	MTO	35
SC1460	1707	MTO	35
SC1460E	1921	MTO	35
SC1460S	4255	MTO	35
SC-18/22-12	.98	MTO	207
SC-18/22-24	132	MTO	207
SC-18/22-28	134	MTO	207
SC-18/22-30	149	MTO	207
SC-18/22-36	178	MTO	207
SC2436	1180	MTS	35
SC2436E	1506	MTS	35
SC2436S	3442	MTO	35
SC2448	1464	MTS	35
SC2448E	1873	MTS	35
SC2448S	4197	MTO	35
SC2460	1757	MTS	35
SC2460E	2036	MTO	35
SC2460S	4343	MTO	35
SC3036	1724	MTO	35
SC3036E	1967	MTO	35
SC3036S	4846	MTO	35
SC3048	2147	MTO	35
SC3048E	2467	MTO	35
SC3048S	5913	MTO	35
SC3060	2311	MTS	35
SC3060E	2654	MTO	35
SC3060S	6159	MTO	35
SCP-3	1660	MTO	159
SCP-4	2018	MTO	159
SCP-5	2348	MTO	159
SCRAP TROUGH	778	MTO	231
SD14-BL	.22	MTO	46,68
SD14-C	.23	MTS	20,46,68
SD14-E	.40	MTO	20
SD14-R	.22	MTO	46,68
SD14-S	.55	MTO	20
SD14-V	.34	MTO	20
SD14-VG	.34	MTO	20
SD14-W	.22	MTO	46,68
SD18-BL	.29	MTO	46,68
SD18-C	.31	MTS	20,46,68
SD18-E	.47	MTO	20
SD18-R	.29	MTO	46,68
SD18-S	.65	MTO	20
SD18-V	.40	MTO	20
SD18-VG	.40	MTO	20
SD18-W	.29	MTO	46,68
SD21-BL	.32	MTO	46,68
SD21-C	.34	MTS	20,46,68
SD21-E	.49	MTO	20
SD21-R	.32	MTO	46,68
SD21-S	.73	MTO	20
SD21-V	.43	MTO	20
SD21-VG	.43	MTO	20
SD21-W	.32	MTO	46,68
SD24-BL	.35	MTO	46,68
SD24-C	.37	MTS	20,46,68
SD24-E	.55	MTO	20
SD24-R	.35	MTO	46,68
SD24-S	.80	MTS	20
SD24-V	.50	MTO	20
SD24-VG	.50	MTO	20
SD24-W	.35	MTO	46,68
SD30-BL	.44	MTO	46,68
SD30-C	.46	MTO	20,46,68
SD30-R	.44	MTO	46,68
SD30-S	100	MTO	20
SD30-V	.54	MTO	20
SD30-VG	.54	MTO	20
SD30-W	.44	MTO	46,68
SD36-BL	.55	MTO	46,68
SD36-C	.58	MTO	20,46,68
SD36-R	.55	MTO	46,68
SD36-S	122	MTO	20
SD36-V	.55	MTO	20
SD36-VG	.55	MTO	20
SD36-W	.55	MTO	46,68
SDFT-10	874	MTO	41,57
SDFT-11	951	MTO	41,57
SDFT-12	1027	MTO	41,57
SDFT-13	1104	MTO	41,57
SDFT-14	1180	MTO	41,57
SDFT-15	1257	MTO	41,57
SDFT-16	1333	MTO	41,57
SDFT-17	1409	MTO	41,57
SDFT-18	1486	MTO	41,57
SDFT-19	1562	MTO	41,57
SDFT-20	1638	MTO	41,57
SDFT-21	1714	MTO	41,57
SDFT-6	569	MTO	41,57
SDFT-7	645	MTO	41,57
SDFT-8	722	MTO	41,57
SDFT-9	798	MTO	41,57
SDG2424R	354	MTO	75
SDHT2-120	1694	MTO	153
SDHT2-208	1694	MTO	153
SDHT2-240	1694	MTO	153
SDHT3-120	1906	MTS	153
SDHT3-208	1906	MTO	153
SDHT3-240	1906	MTO	153
SDHT4-120	2589	MTO	153
SDHT4-208	2589	MTO	153
SDHT4-240	2589	MTS	153
SDHT5-208	3258	MTO	153
SDHT5-240	3258	MTO	153
SDM1436C	1095	MTO	75
SDSK-18	561	MTO	41
SDSK-21	581	MTO	41
SDSK-24	606	MTO	41
SDSK-30	676	MTO	41
SDSK-36	894	MTO	41
SDSKATB-S	239	MTO	41,57
SDTCIL-108-14/3	5950	MTO	228
SDTCIL-108-16/3	4991	MTO	228
SDTCIL-108-16/4	4636	MTO	228
SDTCIL-120-14/3	6303	MTO	228
SDTCIL-120-16/3	5378	MTO	228
SDTCIL-120-16/4	5008	MTO	228
SDTCIL-60-14/3	5041	MTO	228
SDTCIL-60-16/3	4282	MTO	228
SDTCIL-60-16/4	3898	MTO	228
SDTCIL-72-14/3	5191	MTO	228
SDTCIL-72-16/3	4397	MTO	228
SDTCIL-72-16/4	4014	MTO	228
SDTCIL-84-14/3	5376	MTO	228
SDTCIL-84-16/3	4524	MTO	228
SDTCIL-84-16/4	4143	MTO	228
SDTCIL-96-14/3	5420	MTO	228
SDTCIL-96-16/3	4563	MTO	228
SDTCIL-96-16/4	4183	MTO	228
SDTCIR-108-14/3	5950	MTO	228
SDTCIR-108-16/3	4991	MTO	228
SDTCIR-108-16/4	4636	MTO	228
SDTCIR-120-14/3	6303	MTO	228
SDTCIR-120-16/3	5378	MTO	228
SDTCIR-120-16/4	5008	MTO	228
SDTCIR-60-14/3	5041	MTO	228
SDTCIR-60-16/3	4282	MTO	228
SDTCIR-60-16/4	3898	MTO	228
SDTCIR-72-14/3	5191	MTO	228
SDTCIR-72-16/3	4397	MTO	228
SDTCIR-72-16/4	4014	MTO	228
SDTCIR-84-14/3	5376	MTO	228
SDTCIR-84-16/3	4524	MTO	228
SDTCIR-84-16/4	4143	MTO	228
SDTCIR-96-14/3	5420	MTO	228
SDTCIR-96-16/3	4563	MTO	228
SDTCIR-96-16/4	4183	MTO	228
SDTCL-120-14/3	6401	MTO	228
SDTCL-120-16/3	5518	MTO	228
SDTCL-120-16/4	5148	MTO	228
SDTCL-60-14/3	5141	MTO	228
SDTCL-60-16/3	4374	MTO	228
SDTCL-60-16/4	3991	MTO	228
SDTCL-72-14/3	5295	MTO	228
SDTCL-72-16/3	4487	MTO	228
SDTCL-72-16/4	4105	MTO	228
SDTCL-84-14/3	5476	MTO	228
SDTCL-84-16/3	4612	MTO	228
SDTCL-84-16/4	4235	MTO	228
SDTCL-96-14/3	5521	MTO	228
SDTCL-96-16/3	4654	MTO	228
SDTCL-96-16/4	4276	MTO	228
SDTCR-120-14/3	6401	MTO	228
SDTCR-120-16/3	5518	MTO	228
SDTCR-120-16/4	5148	MTO	228
SDTCR-60-14/3	5141	MTO	228
SDTCR-60-16/3	4374	MTO	228
SDTCR-60-16/4	3991	MTO	228
SDTCR-72-14/3	5295	MTO	228
SDTCR-72-16/3	4487	MTO	228
SDTCR-72-16/4	4105	MTO	228
SDTCR-84-14/3	5476	MTO	228
SDTCR-84-16/3	4612	MTO	228
SDTCR-84-16/4	4235	MTO	228
SDTCR-96-14/3	5521	MTO	228
SDTCR-96-16/3	4654	MTO	228
SDTCR-96-16/4	4276	MTO	228
SDTL-120-14/3	4441	MTO	228
SDTL-120-16/3	3188	MTO	228
SDTL-120-16/4	3080	MTO	228
SDTL-30-14/3	2239	MTO	228
SDTL-30-16/3	1887	MTO	228
SDTL-30-16/4	1762	MTO	228
SDTL-36-14/3	3071	MTO	228
SDTL-36-16/3	2108	MTS	228
SDTL-36-16/4	2032	MTS	228
SDTL-48-14/3	3176	MTO	228
SDTL-48-16/3	2178	MTS	228
SDTL-48-16/4	2103	MTS	228
SDTL-60-14/3	3278	MTO	228
SDTL-60-16/3	2251	MTS	228
SDTL-60-16/4	2176	MTS	228
SDTL-72-14/3	3432	MTO	228
SDTL-72-16/3	2367	MTS	228
SDTL-72-16/4	2289	MTO	228
SDTL-84-14/3	3617	MTO	228
SDTL-84-16/3	2538	MTO	228
SDTL-84-16/4	2424	MTO	228
SDTL-96-14/3	3664	MTO	228
SDTL-96-16/3	2767	MTO	228
SDTL-96-16/4	2463	MTO	228
SDTLL-108-14/3	6522	MTO	229
SDTLL-108-16/3	5697	MTO	229
SDTLL-108-16/4	5159	MTO	229
SDTLL-120-14/3	7823	MTO	229
SDTLL-120-16/3	6725	MTO	229
SDTLL-120-16/4	6369	MTO	229
SDTLL-66-14/3	4778	MTO	229
SDTLL-66-16/3	4026	MTO	229
SDTLL-66-16/4	3552	MTO	229
SDTLL-72-14/3	5995	MTO	229
SDTLL-72-16/3	5120	MTO	229
SDTLL-72-16/4	4745	MTO	229
SDTLL-78-14/3	6132	MTO	229
SDTLL-78-16/3	5267	MTO	229
SDTLL-78-16/4	4951	MTO	229
SDTLL-84-14/3	6177	MTO	229
SDTLL-84-16/3	5245	MTO	229
SDTLL-84-16/4	4873	MTO	229
SDTLL-96-14/3	6221	MTO	229
SDTLL-96-16/3	5284	MTO	229
SDTLL-96-16/4	4912	MTO	229
SDTLR-108-14/3	6522	MTO	229

100 Industrial Boulevard, Clayton, DE 19938-8903 U.S.A.
Phone: 800-441-8440 or 302-653-3000. Fax: 302-653-2065
http://www.eaglegrp.com

EAGLE GROUP
Profit from the Eagle Advantage®

Part List Number	Price	MTO/ MTS	Page No.
SDTLR-108-16/3	.5697	MTO	229
SDTLR-108-16/4	.5159	MTO	229
SDTLR-120-14/3	.7823	MTO	229
SDTLR-120-16/3	.6725	MTO	229
SDTLR-120-16/4	.6369	MTO	229
SDTLR-66-14/3	.4778	MTO	229
SDTLR-66-16/3	.4026	MTO	229
SDTLR-66-16/4	.3552	MTO	229
SDTLR-72-14/3	.5995	MTO	229
SDTLR-72-16/3	.5120	MTO	229
SDTLR-72-16/4	.4745	MTO	229
SDTLR-78-14/3	.6132	MTO	229
SDTLR-78-16/3	.5267	MTO	229
SDTLR-78-16/4	.4951	MTO	229
SDTLR-84-14/3	.6177	MTO	229
SDTLR-84-16/3	.5245	MTO	229
SDTLR-84-16/4	.4873	MTO	229
SDTLR-96-14/3	.6221	MTO	229
SDTLR-96-16/3	.5284	MTO	229
SDTLR-96-16/4	.4912	MTO	229
SDTPL-124-14/3	.8195	MTO	229
SDTPL-124-16/3	.6762	MTO	229
SDTPL-124-16/4	.5803	MTO	229
SDTPR-124-14/3	.8195	MTO	229
SDTPR-124-16/3	.6762	MTO	229
SDTPR-124-16/4	.5803	MTO	229
SDTR-120-14/3	.4441	MTO	228
SDTR-120-16/3	.3188	MTO	228
SDTR-120-16/4	.3080	MTO	228
SDTR-30-14/3	.2239	MTO	228
SDTR-30-16/3	.1887	MTO	228
SDTR-30-16/4	.1762	MTO	228
SDTR-36-14/3	.3071	MTO	228
SDTR-36-16/3	.2108	MTS	228
SDTR-36-16/4	.2032	MTS	228
SDTR-48-14/3	.3176	MTO	228
SDTR-48-16/3	.2178	MTS	228
SDTR-48-16/4	.2103	MTS	228
SDTR-60-14/3	.3278	MTO	228
SDTR-60-16/3	.2251	MTS	228
SDTR-60-16/4	.2176	MTS	228
SDTR-72-14/3	.3432	MTO	228
SDTR-72-16/3	.2367	MTS	228
SDTR-72-16/4	.2289	MTO	228
SDTR-84-14/3	.3617	MTO	228
SDTR-84-16/3	.2538	MTO	228
SDTR-84-16/4	.2424	MTO	228
SDTR-96-14/3	.3664	MTO	228
SDTR-96-16/3	.2767	MTO	228
SDTR-96-16/4	.2463	MTO	228
SECM1830C	.410	MTO	35
SECM1830E	.431	MTO	35
SECM1830FC	.439	MTO	35
SECM1830FE	.462	MTO	35
SECM1830FS	.1438	MTO	35
SECM1830FZ	.368	MTO	35
SECM1830S	.1231	MTO	35
SECM1830Z	.313	MTO	35
SECM1836C	.416	MTO	35
SECM1836E	.438	MTO	35
SECM1836FC	.444	MTO	35
SECM1836FE	.467	MTO	35
SECM1836FS	.1459	MTO	35
SECM1836FZ	.373	MTO	35
SECM1836S	.1255	MTO	35
SECM1836Z	.319	MTO	35
SECM1848C	.494	MTO	35
SECM1848E	.520	MTO	35
SECM1848FC	.503	MTO	35
SECM1848FE	.530	MTO	35
SECM1848FS	.1530	MTO	35
SECM1848FZ	.390	MTO	35
SECM1848S	.1343	MTO	35
SECM1848Z	.340	MTO	35
SECM1860C	.440	MTO	35
SECM1860E	.463	MTO	35
SECM1860FC	.465	MTO	35
SECM1860FE	.490	MTO	35
SECM1860FS	.1540	MTO	35
SECM1860FZ	.394	MTO	35
SECM1860S	.1348	MTO	35
SECM1860Z	.344	MTO	35
SECM2130C	.415	MTO	35
SECM2130E	.437	MTO	35
SECM2130FC	.443	MTO	35
SECM2130FE	.466	MTO	35
SECM2130FS	.1455	MTO	35
SECM2130FZ	.372	MTO	35
SECM2130S	.1251	MTO	35
SECM2130Z	.318	MTO	35
SECM2136C	.422	MTO	35
SECM2136E	.444	MTO	35
SECM2136FC	.449	MTO	35
SECM2136FE	.473	MTO	35
SECM2136FS	.1479	MTO	35
SECM2136FZ	.378	MTO	35
SECM2136S	.1278	MTO	35
SECM2136Z	.326	MTO	35
SECM2148C	.502	MTO	35
SECM2148E	.528	MTO	35
SECM2148FC	.510	MTO	35
SECM2148FE	.537	MTO	35
SECM2148FS	.1557	MTO	35
SECM2148FZ	.397	MTO	35
SECM2148S	.1374	MTO	35
SECM2148Z	.348	MTO	35
SECM2160C	.450	MTO	35
SECM2160E	.474	MTO	35
SECM2160FC	.474	MTO	35
SECM2160FE	.499	MTO	35
SECM2160FS	.1574	MTO	35
SECM2160FZ	.403	MTO	35
SECM2160S	.1387	MTO	35
SECM2160Z	.354	MTO	35
SECM2430C	.420	MTO	35
SECM2430E	.442	MTO	35
SECM2430FC	.448	MTO	35
SECM2430FE	.471	MTO	35
SECM2430FS	.1472	MTO	35
SECM2430FZ	.377	MTO	35
SECM2430S	.1270	MTO	35
SECM2430Z	.323	MTO	35
SECM2436C	.450	MTO	35
SECM2436E	.473	MTO	35
SECM2436FC	.471	MTO	35
SECM2436FE	.496	MTO	35
SECM2436FS	.1510	MTO	35
SECM2436FZ	.386	MTO	35
SECM2436S	.1315	MTO	35
SECM2436Z	.334	MTO	35
SECM2448C	.510	MTO	35
SECM2448E	.537	MTO	35
SECM2448FC	.517	MTO	35
SECM2448FE	.544	MTO	35
SECM2448FS	.1584	MTO	35
SECM2448FZ	.404	MTO	35
SECM2448S	.1405	MTO	35
SECM2448Z	.356	MTO	35
SECM2460C	.570	MTO	35
SECM2460E	.600	MTO	35
SECM2460FC	.564	MTO	35
SECM2460FE	.593	MTO	35
SECM2460FS	.1659	MTO	35
SECM2460FZ	.422	MTO	35
SECM2460S	.1495	MTO	35
SECM2460Z	.378	MTO	35
SFN2832-2-14/3	.4298	MTO	136
SFN2832-2-18-14/3	.5295	MTO	136
SFN2832-2-18L-14/3	.4837	MTO	136
SFN2832-2-18R-14/3	.4837	MTO	136
SFN3052-3-14/3	.5509	MTO	136
SFN3052-3-18-14/3	.6115	MTO	136
SFN3052-3-18L-14/3	.5962	MTO	136
SFN3052-3-18R-14/3	.5962	MTO	136
SFN3242-3-14/3	.5741	MTO	136
SFN3242-3-18-14/3	.6129	MTO	136
SFN3242-3-18L-14/3	.5918	MTO	136
SFN3242-3-18R-14/3	.5918	MTO	136
SGDI-1-120T	.2028	MTO	190
SGDI-1-120T-D	.2255	MTO	190
SGDI-1-240T	.2028	MTO	190
SGDI-1-240T6	.2033	MTO	190
SGDI-1-240T6-D	.2260	MTO	190
SGDI-1-240T-D	.2255	MTO	190
SGDI-2-120T	.2749	MTO	190
SGDI-2-120T-D	.3143	MTO	190
SGDI-2-240T	.2749	MTO	190
SGDI-2-240T6	.2758	MTO	190
SGDI-2-240T6-D	.3152	MTO	190
SGDI-2-240T-D	.3143	MTO	190
SGDI-3-120T	.3365	MTO	190
SGDI-3-120T-D	.3867	MTO	190
SGDI-3-240T	.3365	MTO	190
SGDI-3-240T6	.3377	MTO	190
SGDI-3-240T6-D	.4114	MTO	190
SGDI-3-240T-D	.3867	MTO	190
SGDI-4-240T	.4017	MTO	190
SGDI-4-240T6	.4034	MTO	190
SGDI-4-240T6-D	.4609	MTO	190
SGDI-4-240T-D	.4591	MTO	190
SGDI-5-240T	.4647	MTO	190
SGDI-5-240T6	.4668	MTO	190
SGDI-5-240T6-D	.5654	MTO	190
SGDI-5-240T-D	.5330	MTO	190
SGDI-6-240T	.5218	MTO	190
SGDI-6-240T6	.5235	MTO	190
SGDI-6-240T6-D	.6017	MTO	190
SGDI-6-240T-D	.5992	MTO	190
SH	.4	MTO	38
SH-BL	.7	MTO	46,68
SH-C	.7	MTO	46,68
SHDS1836SE	.421	MTO	50
SHDS1836SF	.385	MTO	50
SHDS1836SL	.421	MTO	50
SHDS1836VE	.229	MTO	50
SHDS1836VF	.223	MTO	50
SHDS1836VL	.232	MTO	50
SHDS1842SE	.467	MTO	50
SHDS1842SF	.429	MTO	50
SHDS1842SL	.467	MTO	50
SHDS1842VE	.240	MTO	50
SHDS1842VF	.235	MTO	50
SHDS1842VL	.242	MTO	50
SHDS1848SE	.507	MTO	50
SHDS1848SF	.467	MTO	50
SHDS1848SL	.507	MTO	50
SHDS1848VE	.246	MTO	50
SHDS1848VF	.242	MTO	50
SHDS1848VL	.249	MTO	50
SHDS1854SE	.545	MTO	50
SHDS1854SF	.509	MTO	50
SHDS1854SL	.545	MTO	50
SHDS1854VE	.266	MTO	50
SHDS1854VF	.260	MTO	50
SHDS1854VL	.255	MTO	50
SHDS1860SE	.580	MTO	50
SHDS1860SF	.547	MTO	50
SHDS1860SL	.580	MTO	50
SHDS1860VE	.275	MTO	50
SHDS1860VF	.271	MTO	50
SHDS1860VL	.279	MTO	50
SHDS2436SE	.524	MTO	50
SHDS2436SF	.502	MTO	50
SHDS2436SL	.524	MTO	50
SHDS2436VE	.245	MTO	50
SHDS2436VF	.240	MTO	50
SHDS2436VL	.247	MTO	50
SHDS2442SE	.541	MTO	50
SHDS2442SF	.548	MTO	50
SHDS2442SL	.541	MTO	50
SHDS2442VE	.256	MTO	50
SHDS2442VF	.252	MTO	50
SHDS2442VL	.259	MTO	50
SHDS2448SE	.584	MTO	50

Alphanumeric Index

Part List Number	Price	MTO/ MTS	Page No.
SHDS2448SF	.615	MTO	50
SHDS2448SL	.584	MTO	50
SHDS2448VE	.266	MTO	50
SHDS2448VF	.261	MTO	50
SHDS2448VL	.269	MTO	50
SHDS2454SE	.654	MTO	50
SHDS2454SF	.665	MTO	50
SHDS2454SL	.654	MTO	50
SHDS2454VE	.288	MTO	50
SHDS2454VF	.284	MTO	50
SHDS2454VL	.293	MTO	50
SHDS2460SE	.728	MTO	50
SHDS2460SF	.712	MTO	50
SHDS2460SL	.728	MTO	50
SHDS2460VE	.300	MTO	50
SHDS2460VF	.294	MTO	50
SHDS2460VL	.304	MTO	50
SHT2-120	.2746	MTO	154
SHT2-240	.2746	MTO	154
SHT2-LP	.1700	MTO	156
SHT2-NG	.1700	MTO	156
SHT3-120	.3636	MTS	154
SHT3-240	.3636	MTS	154
SHT3-LP	.2038	MTO	156
SHT3-NG	.2038	MTO	156
SHT4-120	.4460	MTS	154
SHT4-240	.4460	MTS	154
SHT4-LP	.2495	MTO	156
SHT4-NG	.2495	MTO	156
SHT5-240	.5471	MTS	154
SHT5-LP	.3003	MTO	156
SHT5-NG	.3003	MTO	156
SL14-1C	.17	MTO	20
SL14-1S	.32	MTO	20
SL14-4C	.28	MTO	20
SL14-4S	.45	MTO	20
SL18-1C	.18	MTO	20
SL18-1S	.38	MTO	20
SL18-4C	.31	MTO	20
SL18-4S	.47	MTO	20
SL21-1C	.21	MTO	20
SL21-1S	.39	MTO	20
SL2136C	.89	MTO	17
SL2136E	.106	MTO	17
SL2136Z	.81	MTO	17
SL2148C	.116	MTO	17
SL2148E	.140	MTO	17
SL2148Z	.106	MTO	17
SL21-4C	.32	MTO	20
SL21-4S	.54	MTO	20
SL2160C	.125	MTO	17
SL2160E	.162	MTO	17
SL2160Z	.113	MTO	17
SL24-1C	.26	MTO	20
SL24-1S	.42	MTO	20
SL2436C	.111	MTO	17
SL2436E	.132	MTO	17
SL2436Z	.100	MTO	17
SL2448C	.129	MTO	17
SL2448E	.157	MTO	17
SL2448Z	.118	MTO	17
SL24-4C	.32	MTO	20
SL24-4S	.60	MTO	20
SL2460C	.136	MTO	17
SL2460E	.166	MTO	17
SL2460Z	.127	MTO	17
SL30-1C	.27	MTO	20
SL30-1S	.55	MTO	20
SL30-4C	.41	MTO	20
SL30-4S	.68	MTO	20
SL36-1C	.29	MTO	20
SL36-1S	.64	MTO	20
SL36-4C	.48	MTO	20
SL36-4S	.84	MTO	20
SL42-1C	.35	MTO	20
SL42-1S	.70	MTO	20
SL42-4C	.51	MTO	20
SL42-4S	.93	MTO	20
SL48-1C	.37	MTO	20
SL48-1S	.71	MTO	20
SL48-4C	.59	MTO	20
SL48-4S	.104	MTO	20
SL54-1C	.38	MTO	20
SL54-1S	.82	MTO	20
SL54-4C	.61	MTO	20
SL54-4S	.116	MTO	20
SL60-1C	.41	MTO	20
SL60-1S	.92	MTO	20
SL60-4C	.62	MTO	20
SL60-4S	.121	MTO	20
SL72-1C	.46	MTO	20
SL72-1S	.100	MTO	20
SL72-4C	.73	MTO	20
SL72-4S	.133	MTO	20
SMPT30108	.7450	MTO	95
SMPT30120	.7891	MTO	95
SMPT30144	.8766	MTO	95
SMPT3096	.7016	MTO	95
SNSW1224C	.96	MTO	39,101
SNSW1224E	.112	MTO	39,101
SNSW1224V	.101	MTO	39,101
SNSW1224VG	.101	MTO	39,101
SNSW1236C	.126	MTO	39,101
SNSW1236E	.145	MTO	39,101
SNSW1236V	.134	MTO	39,101
SNSW1236VG	.134	MTO	39,101
SNSW1248C	.158	MTO	39,101
SNSW1248E	.177	MTO	39,101
SNSW1248V	.166	MTO	39,101
SNSW1248VG	.166	MTO	39,101
SNSW1260C	.171	MTO	39,101
SNSW1260E	.194	MTO	39,101
SNSW1260V	.180	MTO	39,101
SNSW1260VG	.180	MTO	39,101
SNSW1272C	.219	MTO	39,101
SNSW1272E	.241	MTO	39,101
SNSW1272V	.231	MTO	39,101
SNSW1272VG	.231	MTO	39,101
SP1813-18	.17	MTS	251
SP1826-16	.31	MTS	251
SP1826-18	.23	MTS	251
SP1826-G	.39	MTO	251
SP1826-N	.62	MTS	251
SP1826-NCA	.74	MTO	251
SP74-CS	.28	MTO	36
SP74-ES	.27	MTO	36
SP74-SS	.87	MTO	36
SP86-CS	.34	MTO	36
SP86-ES	.33	MTO	36
SP86-SS	.103	MTO	36
SPCP-3	.2102	MTO	159
SPCP-4	.2472	MTO	159
SPCP-5	.2795	MTO	159
SPDHT2-120	.2083	MTO	153
SPDHT2-208	.2083	MTO	153
SPDHT2-240	.2083	MTO	153
SPDHT3-120	.2295	MTS	153
SPDHT3-208	.2295	MTO	153
SPDHT3-240	.2295	MTO	153
SPDHT4-120	.3153	MTS	153
SPDHT4-208	.3153	MTO	153
SPDHT4-240	.3153	MTO	153
SPDHT5-208	.3872	MTO	153
SPDHT5-240	.3872	MTO	153
SPHT2-120	.2835	MTO	154
SPHT2-208	.2835	MTO	154
SPHT2-240	.2835	MTO	154
SPHT3-120	.3753	MTO	154
SPHT3-208	.3753	MTO	154
SPHT3-240	.3753	MTO	154
SPHT4-120	.4527	MTO	154
SPHT4-208	.4527	MTO	154
SPHT4-240	.4527	MTO	154
SPHT5-208	.5745	MTO	154
SPHT5-240	.5745	MTO	154
SPST-3	.1714	MTO	160
SPST-4	.1921	MTO	160
SPST-5	.2276	MTO	160
SR10-14-5-1	.346	MTS	138
SR10-14-9.5-1	.454	MTS	138
SR10-14-9.5-2	.902	MTS	138
SR10-14-9.5-3	.1300	MTS	138
SR14	.56	MTO	38
SR14-16-9.5-1	.726	MTO	138
SR14-16-9.5-3	.1512	MTS	138
SR16-19-13.5-2	.1357	MTO	138
SR16-19-13.5-3	.1778	MTO	138
SR16-19-8-2	.1291	MTO	138
SR18-24-13.5-3	.2158	MTO	138
SR19-16-13.5-1	.779	MTO	138
SR19-16-8-1	.726	MTO	138
SR22-22-13.5-1	.963	MTO	138
SR22-22-13.5-2	.1728	MTO	138
SR24	.60	MTO	38
SRW10-14-5-1	.605	MTO	138
SRWU10-14-5-1	.798	MTO	138
SS-2	.220	MTO	167
SS-3	.268	MTO	167
SS-4	.292	MTO	167
SS1424G	.135	MTO	18
SS1424S	.236	MTO	18
SS1424V	.148	MTO	18
SS1430G	.138	MTO	18
SS1430S	.239	MTO	18
SS1430V	.152	MTO	18
SS1436G	.145	MTO	18
SS1436S	.241	MTO	18
SS1436V	.157	MTO	18
SS1442G	.148	MTO	18
SS1442S	.288	MTO	18
SS1442V	.164	MTO	18
SS1448G	.150	MTO	18
SS1448S	.293	MTS	18
SS1448V	.166	MTO	18
SS1454G	.162	MTO	18
SS1454S	.303	MTO	18
SS1454V	.181	MTO	18
SS1460G	.164	MTO	18
SS1460S	.350	MTO	18
SS1460V	.186	MTO	18
SS1472G	.171	MTO	18
SS1472S	.364	MTO	18
SS1472V	.195	MTO	18
SS1824G	.135	MTO	18
SS1824S	.266	MTO	18
SS1824V	.152	MTO	18
SS1830G	.141	MTO	18
SS1830S	.270	MTO	18
SS1830V	.155	MTO	18
SS1836G	.141	MTS	18
SS1836S	.274	MTS	18
SS1836V	.161	MTO	18
SS1842G	.152	MTO	18
SS1842S	.332	MTO	18
SS1842V	.168	MTO	18
SS1848G	.155	MTS	18
SS1848S	.335	MTS	18
SS1848V	.168	MTS	18
SS1854G	.167	MTO	18
SS1854S	.349	MTO	18
SS1854V	.186	MTO	18
SS1860G	.169	MTS	18
SS1860S	.393	MTS	18
SS1860V	.189	MTO	18
SS1872G	.178	MTS	18
SS1872S	.408	MTS	18
SS1872V	.202	MTO	18
SS2124G	.144	MTO	18
SS2124S	.297	MTO	18
SS2124V	.159	MTO	18
SS2130G	.148	MTO	18
SS2130S	.299	MTO	18
SS2130V	.164	MTO	18
SS2136G	.157	MTO	18

100 Industrial Boulevard, Clayton, DE 19938-8903 U.S.A.
Phone: 800-441-8440 or 302-653-3000. Fax: 302-653-2065
http://www.eaglegrp.com

EAGLE GROUP
Profit from the Eagle Advantage®

Part List Number	Price	MTO/ MTS	Page No.
SS2136S	.302	MTS	18
SS2136V	.174	MTO	18
SS2142G	.161	MTO	18
SS2142S	.380	MTO	18
SS2142V	.180	MTO	18
SS2148G	.166	MTO	18
SS2148S	.383	MTO	18
SS2148V	.184	MTO	18
SS2154G	.179	MTO	18
SS2154S	.397	MTO	18
SS2154V	.200	MTO	18
SS2160G	.178	MTO	18
SS2160S	.445	MTO	18
SS2160V	.202	MTO	18
SS2172G	.194	MTO	18
SS2172S	.454	MTO	18
SS2172V	.267	MTO	18
SS2424G	.146	MTO	18
SS2424S	.322	MTO	18
SS2424V	.161	MTO	18
SS2430G	.151	MTO	18
SS2430S	.325	MTO	18
SS2430V	.165	MTO	18
SS2436G	.159	MTS	18
SS2436S	.327	MTS	18
SS2436V	.176	MTO	18
SS2442G	.165	MTO	18
SS2442S	.397	MTS	18
SS2442V	.184	MTO	18
SS2448G	.170	MTS	18
SS2448S	.399	MTS	18
SS2448V	.188	MTO	18
SS2454G	.184	MTO	18
SS2454S	.412	MTS	18
SS2454V	.204	MTO	18
SS2460G	.188	MTS	18
SS2460S	.473	MTS	18
SS2460V	.211	MTS	18
SS2472G	.199	MTS	18
SS2472S	.482	MTS	18
SS2472V	.228	MTO	18
SSC	.47	MTO	56
SSD14-C	.27	MTO	20
SSD14-S	.78	MTO	20
SSD18-C	.32	MTO	20
SSD18-S	.84	MTO	20
SSD21-C	.37	MTO	20
SSD21-S	.89	MTO	20
SSD24-C	.44	MTS	20
SSD24-S	.91	MTO	20
SSD30-C	.54	MTO	20
SSD30-S	.109	MTO	20
SSD36-C	.64	MTO	20
SSD36-S	.111	MTO	20
SSH2	.1997	MTO	179
SSH3	.2232	MTO	179
SSH4	.2589	MTO	179
SSH5	.3355	MTO	179
SSH6	.3712	MTO	179
SS-HT2	.671	MTO	163
SS-HT3	.751	MTO	163
SS-HT4	.805	MTO	163
SS-HT5	.1029	MTO	163
SS-HT6	.1062	MTO	163
SSP-HT2	.777	MTO	163
SSP-HT3	.821	MTO	163
SSP-HT4	.907	MTS	163
SSP-HT5	.1175	MTO	163
SSP-HT6	.1211	MTO	163
SSR-12	.143	MTO	220
SSR-13	.143	MTO	220
SSR-14	.143	MTO	220
SSR-15	.143	MTO	220
SSR-16	.143	MTO	220
SSR-17	.143	MTO	220
SSR-18	.167	MTO	220
SSR-19	.167	MTO	220
SSR-20	.167	MTO	220
SSR-21	.167	MTO	220
SSR-22	.167	MTO	220
SSR-23	.167	MTO	220
SSR-24	.186	MTO	220
SSR-25	.186	MTO	220
SSR-26	.186	MTO	220
SSR-27	.186	MTO	220
SSR-28	.186	MTO	220
SSR-29	.186	MTO	220
SSR-30	.214	MTO	220
SSR-31	.214	MTO	220
SSR-32	.214	MTO	220
SSR-33	.214	MTO	220
SSR-34	.214	MTO	220
SSR-35	.214	MTO	220
SSR-36	.242	MTO	220
SSR-37	.242	MTO	220
SSR-38	.242	MTO	220
SSR-39	.242	MTO	220
SSR-40	.242	MTO	220
SSR-41	.242	MTO	220
SSR-42	.271	MTO	220
SSR-43	.271	MTO	220
SSR-44	.271	MTO	220
SSR-45	.271	MTO	220
SSR-46	.271	MTO	220
SSR-47	.271	MTO	220
SSR-48	.299	MTO	220
SSR-49	.299	MTO	220
SSR-50	.299	MTO	220
SSR-51	.299	MTO	220
SSR-52	.299	MTO	220
SSR-53	.299	MTO	220
SSR-54	.328	MTO	220
SSR-55	.328	MTO	220
SSR-56	.328	MTO	220
SSR-57	.328	MTO	220
SSR-58	.328	MTO	220
SSR-59	.328	MTO	220
SSR-60	.355	MTO	220
SSR-61	.355	MTO	220
SSR-62	.355	MTO	220
SSR-63	.355	MTO	220
SSR-64	.355	MTO	220
SSR-65	.355	MTO	220
SSR-66	.384	MTO	220
SSR-67	.384	MTO	220
SSR-68	.384	MTO	220
SSR-69	.384	MTO	220
SSR-70	.384	MTO	220
SSR-71	.384	MTO	220
SSR-72	.412	MTO	220
SSR-73	.412	MTO	220
SSR-74	.412	MTO	220
SSR-75	.412	MTO	220
SSR-76	.412	MTO	220
SSR-77	.412	MTO	220
SSR-78	.439	MTO	220
SSR-79	.439	MTO	220
SSR-80	.439	MTO	220
SSR-81	.439	MTO	220
SSR-82	.439	MTO	220
SSR-83	.439	MTO	220
SSR-84	.467	MTO	220
SSRLC-12	.152	MTO	220
SSRLC-13	.152	MTO	220
SSRLC-14	.152	MTO	220
SSRLC-15	.152	MTO	220
SSRLC-16	.152	MTO	220
SSRLC-17	.152	MTO	220
SSRLC-18	.178	MTO	220
SSRLC-19	.178	MTO	220
SSRLC-20	.178	MTO	220
SSRLC-21	.178	MTO	220
SSRLC-22	.178	MTO	220
SSRLC-23	.178	MTO	220
SSRLC-24	.229	MTO	220
SSRLC-25	.229	MTO	220
SSRLC-26	.229	MTO	220
SSRLC-27	.229	MTO	220
SSRLC-28	.229	MTO	220
SSRLC-29	.229	MTO	220
SSRLC-30	.273	MTO	220
SSRLC-31	.273	MTO	220
SSRLC-32	.273	MTO	220
SSRLC-33	.273	MTO	220
SSRLC-34	.273	MTO	220
SSRLC-35	.273	MTO	220
SSRLC-36	.320	MTO	220
SSRLC-37	.320	MTO	220
SSRLC-38	.320	MTO	220
SSRLC-39	.320	MTO	220
SSRLC-40	.320	MTO	220
SSRLC-41	.320	MTO	220
SSRLC-42	.367	MTO	220
SST-3	1286	MTO	160
SST-4	1491	MTO	160
SST-5	1851	MTO	160
ST-3	1101	MTO	160
ST3CB	4750	MTO	160
ST3OB	3765	MTO	160
ST-4	1278	MTO	160
ST4CB	5585	MTO	160
ST4OB	4386	MTO	160
ST-5	1587	MTO	160
ST5CB	6354	MTO	160
ST5OB	5427	MTO	160
STR2430A	.394	MTO	40
STR2430B	.600	MTO	40
STR2448A	.470	MTO	40
STR2448B	.728	MTO	40
SW-1	.667	MTO	160
SWS1212TR-16/4	.177	MTO	101
SWS1218TR-16/4	.193	MTO	101
SWS1224-14/3	.266	MTO	101
SWS1224-16/3	.252	MTS	101
SWS1224-16/4	.209	MTO	101
SWS1224TR-16/4	.220	MTO	101
SWS1236-14/3	.304	MTO	101
SWS1236-16/3	.318	MTS	101
SWS1236-16/4	.226	MTS	101
SWS1236TR-16/4	.246	MTO	101
SWS1248-14/3	.379	MTO	101
SWS1248-16/3	.352	MTS	101
SWS1248-16/4	.278	MTS	101
SWS1248TR-16/4	.312	MTO	101
SWS1260-14/3	.410	MTO	101
SWS1260-16/3	.385	MTS	101
SWS1260-16/4	.295	MTS	101
SWS1260TR-16/4	.342	MTO	101
SWS1272-14/3	.518	MTO	101
SWS1272-16/3	.474	MTS	101
SWS1272-16/4	.366	MTS	101
SWS1272TR-16/4	.423	MTO	101
SWS1296TR-16/4	.543	MTO	101
SWS1524-14/3	.299	MTO	101
SWS1524-14/304-VMAR	.389	MTO	101
SWS1524-14/316-VMAR	.433	MTO	101
SWS1524-16/3	.275	MTO	101
SWS1524-16/304-VMAR	.382	MTO	101
SWS1524-16/4	.226	MTO	101
SWS1524-16/430-VMAR	.340	MTO	101
SWS1536-14/3	.370	MTO	101
SWS1536-14/304-VMAR	.408	MTO	101
SWS1536-14/316-VMAR	.503	MTO	101
SWS1536-16/3	.327	MTO	101
SWS1536-16/304-VMAR	.425	MTO	101
SWS1536-16/4	.233	MTO	101
SWS1536-16/430-VMAR	.368	MTO	101
SWS1548-14/3	.449	MTO	101
SWS1548-14/304-VMAR	.530	MTO	101
SWS1548-14/316-VMAR	.623	MTO	101
SWS1548-16/3	.399	MTO	101
SWS1548-16/304-VMAR	.507	MTO	101
SWS1548-16/4	.281	MTO	101
SWS1548-16/430-VMAR	.434	MTO	101

Part List Number	Price	MTO/ MTS	Page No.
SWS1560-14/3	.464	MTO	101
SWS1560-14/304-VMAR	.588	MTO	101
SWS1560-14/316-VMAR	.701	MTO	101
SWS1560-16/3	.438	MTO	101
SWS1560-16/304-VMAR	.557	MTO	101
SWS1560-16/4	.305	MTO	101
SWS1560-16/430-VMAR	.466	MTO	101
SWS1572-14/3	.617	MTO	101
SWS1572-14/304-VMAR	.695	MTO	101
SWS1572-14/316-VMAR	.823	MTO	101
SWS1572-16/3	.545	MTO	101
SWS1572-16/304-VMAR	.654	MTO	101
SWS1572-16/4	.372	MTO	101
SWS1572-16/430-VMAR	.549	MTO	101
SWT2-208	.4958	MTO	157
SWT2-240	.4958	MTO	157
SWT3-208	.5415	MTO	157
SWT3-240	.5415	MTO	157
SWT4-208	.6151	MTO	157
SWT4-240	.6151	MTO	157
SWT5-208	.6499	MTO	157
SWT5-240	.6499	MTO	157
T24108B	.1929	MTO	82
T24108B-BS	.2197	MTO	90
T24108E	.2020	MTO	82
T24108EB	.2062	MTO	82
T24108EB-BS	.2353	MTO	90
T24108E-BS	.2432	MTO	90
T24108EM	.2523	MTO	82
T24108EM-BS	.2962	MTO	90
T24108GTB	.1964	MTO	84
T24108GTB-BS	.2233	MTO	92
T24108GTE	.2378	MTO	84
T24108GTEB	.2161	MTO	84
T24108GTEB-BS	.2386	MTO	92
T24108GTE-BS	.2457	MTO	92
T24108GTEM	.2627	MTO	84
T24108GTEM-BS	.3161	MTO	92
T24108SB	.2503	MTO	83
T24108SB-BS	.2621	MTO	91
T24108SE	.2938	MTO	83
T24108SEB	.2610	MTO	83
T24108SEB-BS	.3029	MTO	91
T24108SE-BS	.3250	MTO	91
T24108SEM	.3175	MTO	83
T24108SEM-BS	.3561	MTO	91
T24108STB	.2527	MTO	85
T24108STB-BS	.2824	MTO	93
T24108STE	.3046	MTO	85
T24108STEB	.2812	MTO	85
T24108STEB-BS	.3041	MTO	93
T24108STE-BS	.3255	MTO	93
T24108STEM	.3275	MTO	85
T24108STEM-BS	.3660	MTO	93
T24120B	.1985	MTO	82
T24120B-BS	.2256	MTO	90
T24120E	.2224	MTO	82
T24120EB	.2121	MTO	82
T24120EB-BS	.2407	MTO	90
T24120E-BS	.2484	MTO	90
T24120EM	.2582	MTO	82
T24120EM-BS	.3112	MTO	90
T24120GTB	.2034	MTO	84
T24120GTB-BS	.2357	MTO	92
T24120GTE	.2436	MTO	84
T24120GTEB	.2221	MTO	84
T24120GTEB-BS	.2515	MTO	92
T24120GTE-BS	.2591	MTO	92
T24120GTEM	.2686	MTO	84
T24120GTEM-BS	.3214	MTO	92
T24120SB	.2562	MTO	83
T24120SB-BS	.2864	MTO	91
T24120SE	.2998	MTO	83
T24120SEB	.2771	MTO	83
T24120SEB-BS	.3088	MTO	91
T24120SE-BS	.3307	MTO	91
T24120SEM	.3236	MTO	83
T24120SEM-BS	.3618	MTO	91
T24120STB	.2661	MTO	85
T24120STB-BS	.2966	MTO	93
T24120STE	.3102	MTO	85
T24120STEB	.2875	MTO	85
T24120STEB-BS	.3193	MTO	93
T24120STE-BS	.3413	MTO	93
T24120STEM	.3338	MTO	85
T24120STEM-BS	.3723	MTO	93
T24132B	.1995	MTO	82
T24132B-BS	.2311	MTO	90
T24132E	.2341	MTO	82
T24132EB	.2160	MTO	82
T24132EB-BS	.2409	MTO	90
T24132E-BS	.2545	MTO	90
T24132EM	.2770	MTO	82
T24132EM-BS	.3217	MTO	90
T24132GTB	.2083	MTO	84
T24132GTB-BS	.2407	MTO	92
T24132GTE	.2386	MTO	84
T24132GTEB	.2266	MTO	84
T24132GTEB-BS	.2566	MTO	92
T24132GTE-BS	.2646	MTO	92
T24132GTEM	.2873	MTO	84
T24132GTEM-BS	.3420	MTO	92
T24132SB	.2618	MTO	83
T24132SB-BS	.2916	MTO	91
T24132SE	.3098	MTO	83
T24132SEB	.2850	MTO	83
T24132SEB-BS	.3270	MTO	91
T24132SE-BS	.3411	MTO	91
T24132SEM	.3488	MTO	83
T24132SEM-BS	.3866	MTO	91
T24132STB	.2718	MTO	85
T24132STB-BS	.3014	MTO	93
T24132STE	.3201	MTO	85
T24132STEB	.2952	MTO	85
T24132STEB-BS	.3277	MTO	93
T24132STE-BS	.3518	MTO	93
T24132STEM	.3589	MTO	85
T24132STEM-BS	.3972	MTO	93
T24144B	.1997	MTO	82
T24144B-BS	.2436	MTO	90
T24144E	.2349	MTO	82
T24144EB	.2224	MTO	82
T24144EB-BS	.2597	MTO	90
T24144E-BS	.2683	MTO	90
T24144EM	.2829	MTO	82
T24144EM-BS	.3278	MTO	90
T24144GTB	.2092	MTO	84
T24144GTB-BS	.2465	MTO	92
T24144GTE	.2443	MTO	84
T24144GTEB	.2326	MTO	84
T24144GTEB-BS	.2641	MTO	92
T24144GTE-BS	.2707	MTO	92
T24144GTEM	.2934	MTO	84
T24144GTEM-BS	.3479	MTO	92
T24144SB	.2756	MTO	83
T24144SB-BS	.3063	MTO	91
T24144SE	.3250	MTO	83
T24144SEB	.2908	MTO	83
T24144SEB-BS	.3332	MTO	91
T24144SE-BS	.3578	MTO	91
T24144SEM	.3549	MTO	83
T24144SEM-BS	.3927	MTO	91
T24144STB	.2776	MTO	85
T24144STB-BS	.3072	MTO	93
T24144STE	.3261	MTO	85
T24144STEB	.3012	MTO	85
T24144STEB-BS	.3437	MTO	93
T24144STE-BS	.3578	MTO	93
T24144STEM	.3652	MTO	85
T24144STEM-BS	.4035	MTO	93
T2424B	.603	MTS	82
T2424B-BS	.829	MTO	90
T2424E	.698	MTO	82
T2424EB	.665	MTO	82
T2424EB-BS	.905	MTO	90
T2424E-BS	.928	MTO	90
T2424EM	.1167	MTO	82
T2424EM-BS	.1559	MTO	90
T2424GS	.839	MTO	109
T2424GTB	.705	MTO	84
T2424GTB-BS	.933	MTO	92
T2424GTE	.801	MTO	84
T2424GTEB	.770	MTO	84
T2424GTEB-BS	.1008	MTO	92
T2424GTE-BS	.1033	MTO	92
T2424GTEM	.1273	MTO	84
T2424GTEM-BS	.1709	MTO	92
T2424SB	.847	MTO	83
T2424SB-BS	.1139	MTO	91
T2424SE	.975	MTO	83
T2424SEB	.904	MTO	83
T2424SEB-BS	.1187	MTO	91
T2424SE-BS	.1254	MTO	91
T2424SEM	.1457	MTO	83
T2424SEM-BS	.1834	MTO	91
T2424SGS	.960	MTO	109
T2424STB	.947	MTO	85
T2424STB-BS	.1240	MTO	93
T2424STE	.1079	MTO	85
T2424STEB	.1007	MTO	85
T2424STEB-BS	.1292	MTO	93
T2424STE-BS	.1357	MTO	93
T2424STEM	.1561	MTO	85
T2424STEM-BS	.1941	MTO	93
T2430B	.655	MTS	82
T2430B-BS	.886	MTO	90
T2430E	.773	MTO	82
T2430EB	.725	MTO	82
T2430EB-BS	.978	MTO	90
T2430E-BS	.1007	MTO	90
T2430EM	.1250	MTO	82
T2430EM-BS	.1690	MTO	90
T2430GTB	.756	MTO	84
T2430GTB-BS	.987	MTO	92
T2430GTE	.877	MTO	84
T2430GTEB	.830	MTO	84
T2430GTEB-BS	.1086	MTO	92
T2430GTE-BS	.1109	MTO	92
T2430GTEM	.1351	MTO	84
T2430GTEM-BS	.1797	MTO	92
T2430SB	.923	MTO	83
T2430SB-BS	.1227	MTO	91
T2430SE	.1082	MTO	83
T2430SEB	.996	MTO	83
T2430SEB-BS	.1278	MTO	91
T2430SE-BS	.1364	MTO	91
T2430SEM	.1563	MTO	83
T2430SEM-BS	.1942	MTO	91
T2430STB	.1025	MTO	85
T2430STB-BS	.1328	MTO	93
T2430STE	.1186	MTO	85
T2430STEB	.1100	MTO	85
T2430STEB-BS	.1385	MTO	93
T2430STE-BS	.1471	MTO	93
T2430STEM	.1668	MTO	85
T2430STEM-BS	.2049	MTO	93
T2436B	.711	MTS	82
T2436B-BS	.938	MTS	90
T2436E	.828	MTO	82
T2436EB	.780	MTO	82
T2436EB-BS	.1034	MTO	90
T2436E-BS	.1062	MTO	90
T2436EBW	.729	MTO	19,107
T2436EBW-1	.907	MTO	19,107
T2436EBW-2	.996	MTO	19,107
T2436EM	.1305	MTO	82
T2436EM-BS	.1697	MTO	90
T2436EW	.799	MTO	19,107
T2436EW-1	.977	MTO	19,107
T2436EW-2	.1066	MTO	19,107
T2436GS	.926	MTS	109
T2436GTB	.811	MTO	84
T2436GTB-BS	.1043	MTO	92
T2436GTE	.932	MTO	84

100 Industrial Boulevard, Clayton, DE 19938-8903 U.S.A.
Phone: 800-441-8440 or 302-653-3000. Fax: 302-653-2065
http://www.eaglegrp.com

EAGLE GROUP
Profit from the Eagle Advantage®

Part List Number	Price	MTO/ MTS	Page No.
T2436GTEB	.885	MTO	84
T2436GTEB-BS	.1139	MTO	92
T2436GTE-BS	.1166	MTO	92
T2436GTEM	.1409	MTO	84
T2436GTEM-BS	.1852	MTO	92
T2436SB	.976	MTO	83
T2436SB-BS	.1280	MTO	91
T2436SE	.1137	MTO	83
T2436SEB	.1050	MTS	83
T2436SEB-BS	.1337	MTS	91
T2436SE-BS	.1450	MTO	91
T2436SEM	.1617	MTO	83
T2436SEM-BS	.1999	MTO	91
T2436SGS	.1062	MTO	109
T2436STB	.1078	MTO	85
T2436STB-BS	.1382	MTO	93
T2436STE	.1242	MTO	85
T2436STEB	.1155	MTO	85
T2436STEB-BS	.1439	MTO	93
T2436STE-BS	.1527	MTO	93
T2436STEM	.1724	MTO	85
T2436STEM-BS	.2103	MTO	93
T2448B	.724	MTS	82
T2448B-BS	.944	MTS	90
T2448E	.843	MTO	82
T2448EB	.793	MTO	82
T2448EB-BS	.1057	MTO	90
T2448E-BS	.1088	MTO	90
T2448EBW	.792	MTO	19,107
T2448EBW-1	.1017	MTO	19,107
T2448EBW-2	.1122	MTO	19,107
T2448EM	.1326	MTO	82
T2448EM-BS	.1775	MTO	90
T2448EW	.918	MTO	19,107
T2448EW-1	.1112	MTO	19,107
T2448EW-2	.1218	MTO	19,107
T2448F	.537	MTO	114
T2448F-US	.647	MTO	114
T2448F-USS	.702	MTO	114
T2448GS	.1041	MTO	109
T2448GTB	.824	MTO	84
T2448GTB-BS	.1045	MTO	92
T2448GTE	.950	MTO	84
T2448GTEB	.898	MTO	84
T2448GTEB-BS	.1158	MTO	92
T2448GTE-BS	.1192	MTO	92
T2448GTEM	.1432	MTO	84
T2448GTEM-BS	.1879	MTO	92
T2448SB	.1003	MTO	83
T2448SB-BS	.1307	MTO	91
T2448SE	.1186	MTS	83
T2448SEB	.1088	MTS	83
T2448SEB-BS	.1384	MTS	91
T2448SE-BS	.1482	MTO	91
T2448SEM	.1668	MTO	83
T2448SEM-BS	.2050	MTO	91
T2448SGS	.1165	MTO	109
T2448STB	.1103	MTO	85
T2448STB-BS	.1408	MTO	93
T2448STB-L1	.1156	MTO	94
T2448STE	.1290	MTO	85
T2448STEB	.1192	MTO	85
T2448STEB-BS	.1487	MTO	93
T2448STE-BS	.1584	MTO	93
T2448STEM	.2166	MTO	85
T2448STEM-BS	.2151	MTO	93
T2460B	.764	MTS	82
T2460B-BS	.1008	MTS	90
T2460E	.923	MTO	82
T2460EB	.860	MTO	82
T2460EB-BS	.1133	MTO	90
T2460E-BS	.1167	MTO	90
T2460EBW	.927	MTO	19,107
T2460EBW-1	.1149	MTO	19,107
T2460EBW-2	.1263	MTO	19,107
T2460EM	.1403	MTO	82
T2460EM-BS	.1807	MTO	90
T2460EW	.1055	MTO	19,107
T2460EW-1	.1257	MTO	19,107
T2460EW-2	.1372	MTO	19,107
T2460F	.566	MTO	114
T2460F-US	.698	MTO	114
T2460F-USS	.763	MTO	114
T2460GS	.1100	MTO	109
T2460GTB	.865	MTO	84
T2460GTB-BS	.1111	MTO	92
T2460GTE	.1025	MTO	84
T2460GTEB	.964	MTO	84
T2460GTEB-BS	.1236	MTO	92
T2460GTE-BS	.1273	MTO	92
T2460GTEM	.1510	MTO	84
T2460GTEM-BS	.1961	MTO	92
T2460SB	.1084	MTO	83
T2460SB-BS	.1386	MTO	91
T2460SE	.1292	MTO	83
T2460SEB	.1183	MTO	83
T2460SEB-BS	.1487	MTO	91
T2460SE-BS	.1592	MTO	91
T2460SEM	.1775	MTO	83
T2460SEM-BS	.2154	MTO	91
T2460SGS	.1270	MTO	109
T2460STB	.1183	MTO	85
T2460STB-BS	.1486	MTO	93
T2460STB-L1	.1263	MTO	94
T2460STE	.1397	MTO	85
T2460STEB	.1286	MTO	85
T2460STEB-BS	.1590	MTO	93
T2460STE-BS	.1698	MTO	93
T2460STEM	.1879	MTO	85
T2460STEM-BS	.2260	MTO	93
T2472B	.817	MTS	82
T2472B-BS	.1066	MTS	90
T2472E	.1000	MTO	82
T2472EB	.932	MTO	82
T2472EB-BS	.1209	MTO	90
T2472E-BS	.1252	MTO	90
T2472EM	.1490	MTO	82
T2472EM-BS	.1891	MTO	90
T2472F	.645	MTO	114
T2472F-US	.741	MTO	114
T2472F-USS	.819	MTO	114
T2472GS	.1188	MTO	109
T2472GTB	.920	MTO	84
T2472GTB-BS	.1168	MTO	92
T2472GTE	.1102	MTO	84
T2472GTEB	.1036	MTO	84
T2472GTEB-BS	.1315	MTO	92
T2472GTE-BS	.1355	MTO	92
T2472GTEM	.1598	MTO	84
T2472GTEM-BS	.2053	MTO	92
T2472SB	.1163	MTO	83
T2472SB-BS	.1468	MTO	91
T2472SE	.1400	MTO	83
T2472SEB	.1277	MTO	83
T2472SEB-BS	.1590	MTO	91
T2472SE-BS	.1708	MTO	91
T2472SEM	.1884	MTO	83
T2472SEM-BS	.2261	MTO	91
T2472SGS	.1374	MTO	109
T2472STB	.1265	MTO	85
T2472STB-BS	.1569	MTO	93
T2472STB-L1	.1361	MTO	94
T2472STE	.1507	MTO	85
T2472STEB	.1384	MTO	85
T2472STEB-BS	.1696	MTO	93
T2472STE-BS	.1812	MTO	93
T2472STEM	.1991	MTO	85
T2472STEM-BS	.2368	MTO	93
T2484B	.1042	MTO	82
T2484B-BS	.1307	MTO	90
T2484E	.1363	MTO	82
T2484EB	.1333	MTO	82
T2484EB-BS	.1539	MTO	90
T2484E-BS	.1592	MTO	90
T2484EM	.1818	MTO	82
T2484EM-BS	.2228	MTO	90
T2484GS	.1453	MTO	109
T2484GTB	.1144	MTO	84
T2484GTB-BS	.1408	MTO	92
T2484GTE	.1470	MTO	84
T2484GTEB	.1438	MTO	84
T2484GTEB-BS	.1647	MTO	92
T2484GTE-BS	.1698	MTO	92
T2484GTEM	.1924	MTO	84
T2484GTEM-BS	.2400	MTO	92
T2484SB	.1436	MTO	83
T2484SB-BS	.1740	MTO	91
T2484SE	.1916	MTO	83
T2484SEB	.1757	MTO	83
T2484SEB-BS	.2041	MTO	91
T2484SE-BS	.2188	MTO	91
T2484SEM	.2323	MTO	83
T2484SEM-BS	.2700	MTO	91
T2484SGS	.1713	MTO	109
T2484STB	.1535	MTO	85
T2484STB-BS	.1838	MTO	93
T2484STE	.2016	MTO	85
T2484STEB	.1864	MTO	85
T2484STEB-BS	.2145	MTO	93
T2484STE-BS	.2292	MTO	93
T2484STEM	.2427	MTO	85
T2484STEM-BS	.2803	MTO	93
T2496B	.1186	MTS	82
T2496B-BS	.1459	MTO	90
T2496E	.1463	MTO	82
T2496EB	.1428	MTO	82
T2496EB-BS	.1662	MTO	90
T2496E-BS	.1699	MTO	90
T2496EM	.1922	MTO	82
T2496EM-BS	.2337	MTO	90
T2496GS	.1491	MTO	109
T2496GTB	.1286	MTO	84
T2496GTB-BS	.1560	MTO	92
T2496GTE	.1565	MTO	84
T2496GTEB	.1534	MTO	84
T2496GTEB-BS	.1749	MTO	92
T2496GTE-BS	.1805	MTO	92
T2496GTEM	.2025	MTO	84
T2496GTEM-BS	.2513	MTO	92
T2496SB	.1542	MTO	83
T2496SB-BS	.1845	MTO	91
T2496SE	.2053	MTO	83
T2496SEB	.1880	MTO	83
T2496SEB-BS	.2174	MTO	91
T2496SE-BS	.2333	MTO	91
T2496SEM	.2458	MTO	83
T2496SEM-BS	.2834	MTO	91
T2496SGS	.1751	MTO	109
T2496STB	.1644	MTO	85
T2496STB-BS	.1946	MTO	93
T2496STE	.2155	MTO	85
T2496STEB	.1987	MTO	85
T2496STEB-BS	.2274	MTO	93
T2496STE-BS	.2438	MTO	93
T2496STEM	.2613	MTO	85
T2496STEM-BS	.2939	MTO	93
T30108B	.1948	MTO	82
T30108B-BS	.2317	MTO	90
T30108E	.2300	MTO	82
T30108EB	.2185	MTO	82
T30108EB-BS	.2473	MTO	90
T30108E-BS	.2558	MTO	90

Alphanumeric Index

Part List Number	Price	MTO/ MTS	Page No.
T30108EM	.2715	MTO	82
T30108EM-BS	.3166	MTO	90
T30108GTB	.2054	MTO	84
T30108GTB-BS	.2421	MTO	92
T30108GTE	.2402	MTO	84
T30108GTEB	.2287	MTO	84
T30108GTEB-BS	.2508	MTO	92
T30108GTE-BS	.2661	MTO	92
T30108GTEM	.2817	MTO	84
T30108GTEM-BS	.3364	MTO	92
T30108SB	.2655	MTO	83
T30108SB-BS	.2959	MTO	91
T30108SE	.3140	MTO	83
T30108SEB	.2898	MTO	83
T30108SEB-BS	.3210	MTO	91
T30108SE-BS	.3451	MTO	91
T30108SEM	.3434	MTO	83
T30108SEM-BS	.3815	MTO	91
T30108STB	.2756	MTO	85
T30108STB-BS	.3063	MTO	93
T30108STE	.3243	MTO	85
T30108STEB	.3002	MTO	85
T30108STEB-BS	.3314	MTO	93
T30108STE-BS	.3555	MTO	93
T30108STEM	.3540	MTO	85
T30108STEM-BS	.3922	MTO	93
T30120B	.2013	MTO	82
T30120B-BS	.2379	MTO	90
T30120E	.2362	MTO	82
T30120EB	.2250	MTO	82
T30120EB-BS	.2538	MTO	90
T30120E-BS	.2621	MTO	90
T30120EM	.2775	MTO	82
T30120EM-BS	.3226	MTO	90
T30120GTB	.2114	MTO	84
T30120GTB-BS	.2477	MTO	92
T30120GTE	.2465	MTO	84
T30120GTEB	.2350	MTO	84
T30120GTEB-BS	.2645	MTO	92
T30120GTE-BS	.2723	MTO	92
T30120GTEM	.2880	MTO	84
T30120GTEM-BS	.3424	MTO	92
T30120SB	.2716	MTO	83
T30120SB-BS	.3021	MTO	91
T30120SE	.3203	MTO	83
T30120SEB	.2961	MTO	83
T30120SEB-BS	.3274	MTO	91
T30120SE-BS	.3515	MTO	91
T30120SEM	.3495	MTO	83
T30120SEM-BS	.3877	MTO	91
T30120STB	.2817	MTO	85
T30120STB-BS	.3124	MTO	93
T30120STE	.3305	MTO	85
T30120STEB	.3066	MTO	85
T30120STEB-BS	.3276	MTO	93
T30120STE-BS	.3620	MTO	93
T30120STEM	.3599	MTO	85
T30120STEM-BS	.3984	MTO	93
T30132B	.2114	MTO	82
T30132B-BS	.2518	MTO	90
T30132E	.2440	MTO	82
T30132EB	.2373	MTO	82
T30132EB-BS	.2686	MTO	90
T30132E-BS	.2783	MTO	90
T30132EM	.2937	MTO	82
T30132EM-BS	.3397	MTO	90
T30132GTB	.2151	MTO	84
T30132GTB-BS	.2618	MTO	92
T30132GTE	.2541	MTO	84
T30132GTEB	.2411	MTO	84
T30132GTEB-BS	.2713	MTO	92
T30132GTE-BS	.2803	MTO	92
T30132GTEM	.3042	MTO	84
T30132GTEM-BS	.3599	MTO	92
T30132SB	.2885	MTO	83
T30132SB-BS	.3189	MTO	91
T30132SE	.3437	MTO	83
T30132SEB	.3164	MTO	83
T30132SEB-BS	.3495	MTO	91
T30132SE-BS	.3763	MTO	91
T30132SEM	.3726	MTO	83
T30132SEM-BS	.4109	MTO	91
T30132STB	.2900	MTO	85
T30132STB-BS	.3198	MTO	93
T30132STE	.3442	MTO	85
T30132STEB	.3175	MTO	85
T30132STEB-BS	.3599	MTO	93
T30132STE-BS	.3867	MTO	93
T30132STEM	.3833	MTO	85
T30132STEM-BS	.4215	MTO	93
T30144B	.2177	MTO	82
T30144B-BS	.2577	MTO	90
T30144E	.2574	MTO	82
T30144EB	.2390	MTO	82
T30144EB-BS	.2748	MTO	90
T30144E-BS	.2845	MTO	90
T30144EM	.3000	MTO	82
T30144EM-BS	.3455	MTO	90
T30144GTB	.2275	MTO	84
T30144GTB-BS	.2686	MTO	92
T30144GTE	.2677	MTO	84
T30144GTEB	.2547	MTO	84
T30144GTEB-BS	.2774	MTO	92
T30144GTE-BS	.2865	MTO	92
T30144GTEM	.3105	MTO	84
T30144GTEM-BS	.3664	MTO	92
T30144SB	.2946	MTO	83
T30144SB-BS	.3249	MTO	91
T30144SE	.3500	MTO	83
T30144SEB	.3229	MTO	83
T30144SEB-BS	.3559	MTO	91
T30144SE-BS	.3824	MTO	91
T30144SEM	.3789	MTO	83
T30144SEM-BS	.4173	MTO	91
T30144STB	.3047	MTO	85
T30144STB-BS	.3253	MTO	93
T30144STE	.3604	MTO	85
T30144STEB	.3330	MTO	85
T30144STEB-BS	.3664	MTO	93
T30144STE-BS	.3928	MTO	93
T30144STEM	.3895	MTO	85
T30144STEM-BS	.4279	MTO	93
T3024GS	.858	MTO	109
T3024SGS	.1001	MTO	109
T3030B	.673	MTS	82
T3030B-BS	.903	MTS	90
T3030E	.799	MTO	82
T3030EB	.751	MTO	82
T3030EB-BS	.1007	MTO	90
T3030E-BS	.1036	MTO	90
T3030EM	.1278	MTO	82
T3030EM-BS	.1658	MTO	90
T3030GTB	.775	MTO	84
T3030GTB-BS	.1004	MTO	92
T3030GTE	.904	MTO	84
T3030GTEB	.855	MTO	84
T3030GTEB-BS	.1109	MTO	92
T3030GTE-BS	.1139	MTO	92
T3030GTEM	.1385	MTO	84
T3030GTEM-BS	.1823	MTO	92
T3030SB	.961	MTO	83
T3030SB-BS	.1279	MTS	91
T3030SE	.1147	MTO	83
T3030SEB	.1058	MTS	83
T3030SEB-BS	.1341	MTO	91
T3030SE-BS	.1433	MTO	91
T3030SEM	.1628	MTO	83
T3030SEM-BS	.2007	MTO	91
T3030STB	.1074	MTO	85
T3030STB-BS	.1381	MTO	93
T3030STE	.1252	MTO	85
T3030STEB	.1161	MTO	85
T3030STEB-BS	.1446	MTO	93
T3030STE-BS	.1537	MTO	93
T3030STEM	.1734	MTO	85
T3030STEM-BS	.2112	MTO	93
T3036B	.726	MTS	82
T3036BA-BS-HGD	.1393	MTO	94
T3036BA-BS-SLD	.1532	MTO	94
T3036B-BS	.958	MTS	90
T3036E	.853	MTO	82
T3036EB	.807	MTO	82
T3036EB-BS	.1062	MTO	90
T3036E-BS	.1091	MTO	90
T3036EBW	.808	MTO	19,107
T3036EBW-1	.986	MTO	19,107
T3036EBW-2	.1073	MTO	19,107
T3036EM	.1337	MTO	82
T3036EM-BS	.1668	MTO	90
T3036EW	.905	MTO	19,107
T3036EW-1	.1087	MTO	19,107
T3036EW-2	.1174	MTO	19,107
T3036GS	.962	MTS	109
T3036GTB	.827	MTO	84
T3036GTB-BS	.1058	MTO	92
T3036GTE	.959	MTO	84
T3036GTEB	.913	MTO	92
T3036GTEB-BS	.1166	MTO	84
T3036GTE-BS	.1197	MTO	92
T3036GTEM	.1439	MTO	84
T3036GTEM-BS	.1879	MTO	92
T3036SB	.1028	MTO	83
T3036SB-BS	.1334	MTO	91
T3036SE	.1205	MTO	83
T3036SEB	.1111	MTS	83
T3036SEB-BS	.1397	MTS	91
T3036SE-BS	.1489	MTO	91
T3036SEM	.1684	MTO	83
T3036SEM-BS	.2063	MTO	91
T3036SGS	.1124	MTO	109
T3036STB	.1129	MTO	85
T3036STB-BS	.1435	MTS	93
T3036STE	.1308	MTO	85
T3036STEB	.1214	MTO	85
T3036STEB-BS	.1502	MTO	93
T3036STE-BS	.1596	MTO	93
T3036STEM	.1789	MTO	85
T3036STEM-BS	.2171	MTO	93
T3048B	.737	MTS	82
T3048BA-BS-HGD	.1487	MTO	94
T3048BA-BS-SLD	.1637	MTO	94
T3048B-BS	.974	MTS	90
T3048E	.887	MTO	82
T3048EB	.830	MTS	82
T3048EB-BS	.1096	MTO	90
T3048E-BS	.1132	MTO	90
T3048EBW	.911	MTO	19,107
T3048EBW-1	.1107	MTO	19,107
T3048EBW-2	.1210	MTO	19,107
T3048EM	.1372	MTO	82
T3048EM-BS	.1821	MTO	90
T3048EW	.1039	MTO	19,107
T3048EW-1	.1230	MTO	19,107
T3048EW-2	.1340	MTO	19,107
T3048F	.589	MTO	114
T3048F-US	.665	MTO	114
T3048F-USS	.716	MTO	114
T3048GS	.1067	MTS	109
T3048GTB	.841	MTO	84
T3048GTB-BS	.1072	MTO	92
T3048GTE	.993	MTO	84
T3048GTEB	.933	MTS	84

100 Industrial Boulevard, Clayton, DE 19938-8903 U.S.A.
Phone: 800-441-8440 or 302-653-3000. Fax: 302-653-2065
http://www.eaglegrp.com

EAGLE GROUP
Profit from the Eagle Advantage®

Part List Number	Price	MTO/ MTS	Page No.
T3048GTEB-BS	1200	MTO	92
T3048GTE-BS	1234	MTO	92
T3048GTEM	1476	MTO	84
T3048GTEM-BS	1925	MTO	92
T3048SB	1069	MTO	83
T3048SB-BS	1376	MTO	91
T3048SE	1276	MTO	83
T3048SEB	1167	MTS	83
T3048SEB-BS	1459	MTS	91
T3048SE-BS	1565	MTS	91
T3048SEM	1753	MTO	83
T3048SEM-BS	2134	MTO	91
T3048SGS	1248	MTO	109
T3048STB	1171	MTO	85
T3048STB-BS	1475	MTO	93
T3048STB-L1	1248	MTO	94
T3048STE	1382	MTS	85
T3048STEB	1273	MTS	85
T3048STEB-BS	1564	MTO	93
T3048STE-BS	1680	MTO	93
T3048STEM	1861	MTO	85
T3048STEM-BS	2242	MTO	93
T3060B	807	MTS	82
T3060BA-BS-HGD	1594	MTS	94
T3060BA-BS-SLD	1752	MTO	94
T3060B-BS	1045	MTS	90
T3060E	978	MTO	82
T3060EB	913	MTS	82
T3060EB-BS	1186	MTO	90
T3060E-BS	1227	MTO	90
T3060EBW	1055	MTO	19,107
T3060EBW-1	1257	MTO	19,107
T3060EBW-2	1371	MTO	19,107
T3060EM	1471	MTO	82
T3060EM-BS	1928	MTO	90
T3060EW	1201	MTO	19,107
T3060EW-1	1405	MTO	19,107
T3060EW-2	1521	MTO	19,107
T3060F	631	MTO	114
T3060F-US	718	MTO	114
T3060F-USS	776	MTO	114
T3060GS	1174	MTS	109
T3060GTB	908	MTO	84
T3060GTB-BS	1146	MTO	92
T3060GTE	1086	MTO	84
T3060GTEB	1017	MTS	84
T3060GTEB-BS	1290	MTO	92
T3060GTE-BS	1330	MTO	92
T3060GTEM	1576	MTO	84
T3060GTEM-BS	2029	MTO	92
T3060SB	1169	MTO	83
T3060SB-BS	1474	MTO	91
T3060SE	1403	MTS	83
T3060SEB	1286	MTS	83
T3060SEB-BS	1588	MTS	91
T3060SE-BS	1703	MTO	91
T3060SEM	1885	MTO	83
T3060SEM-BS	2265	MTO	91
T3060SGS	1376	MTS	109
T3060STB	1273	MTO	85
T3060STB-BS	1576	MTO	93
T3060STB-L1	1383	MTO	94
T3060STE	1520	MTS	85
T3060STEB	1390	MTS	85
T3060STEB-BS	1693	MTO	93
T3060STE-BS	1811	MTO	93
T3060STEM	1992	MTO	85
T3060STEM-BS	2300	MTO	93
T3072B	876	MTS	82
T3072B-BS	1115	MTS	90
T3072E	1071	MTO	82
T3072EB	1000	MTS	82
T3072EB-BS	1280	MTO	90
T3072E-BS	1326	MTO	90
T3072EM	1568	MTO	82
T3072EM-BS	1971	MTO	90
T3072F	669	MTO	114
T3072F-US	765	MTO	114
T3072F-USS	835	MTO	114
T3072GS	1280	MTS	109
T3072GTB	975	MTO	84
T3072GTB-BS	1216	MTO	92
T3072GTE	1176	MTO	84
T3072GTEB	1102	MTS	84
T3072GTEB-BS	1387	MTO	92
T3072GTE-BS	1432	MTO	92
T3072GTEM	1674	MTO	84
T3072GTEM-BS	2135	MTO	92
T3072SB	1267	MTS	83
T3072SB-BS	1566	MTO	91
T3072SE	1537	MTS	83
T3072SEB	1400	MTS	83
T3072SEB-BS	1711	MTS	91
T3072SE-BS	1843	MTO	91
T3072SEM	2082	MTO	83
T3072SEM-BS	2395	MTO	91
T3072SGS	1502	MTO	109
T3072STB	1369	MTO	85
T3072STB-BS	1674	MTO	93
T3072STB-L1	1500	MTO	94
T3072STE	1643	MTS	85
T3072STEB	1507	MTS	85
T3072STEB-BS	1818	MTO	93
T3072STE-BS	1947	MTO	93
T3072STEM	2188	MTO	85
T3072STEM-BS	2502	MTO	93
T3084B	1093	MTS	82
T3084B-BS	1368	MTO	90
T3084E	1438	MTO	82
T3084EB	1353	MTO	82
T3084EB-BS	1611	MTO	90
T3084E-BS	1668	MTO	90
T3084EM	1898	MTO	82
T3084EM-BS	2380	MTO	90
T3084GS	1997	MTO	109
T3084GTB	1193	MTO	84
T3084GTB-BS	1472	MTO	92
T3084GTE	1540	MTO	84
T3084GTEB	1458	MTO	84
T3084GTEB-BS	1714	MTO	92
T3084GTE-BS	1774	MTO	92
T3084GTEM	2003	MTO	84
T3084GTEM-BS	2483	MTO	92
T3084SB	1489	MTO	83
T3084SB-BS	1795	MTO	91
T3084SE	2000	MTS	83
T3084SEB	1834	MTO	83
T3084SEB-BS	2118	MTO	91
T3084SE-BS	2271	MTO	91
T3084SEM	2405	MTO	83
T3084SEM-BS	2785	MTO	91
T3084SGS	2300	MTO	109
T3084STB	1594	MTO	85
T3084STB-BS	1895	MTO	93
T3084STE	2104	MTO	85
T3084STEB	1941	MTO	85
T3084STEB-BS	2218	MTO	93
T3084STE-BS	2378	MTO	93
T3084STEM	2513	MTO	85
T3084STEM-BS	2892	MTO	93
T3096B	1266	MTS	82
T3096B-BS	1548	MTS	90
T3096E	1571	MTO	82
T3096EB	1475	MTO	82
T3096EB-BS	1747	MTO	90
T3096E-BS	1809	MTO	90
T3096EM	2030	MTO	82
T3096EM-BS	2528	MTO	90
T3096GS	2036	MTO	109
T3096GTB	1368	MTO	84
T3096GTB-BS	1647	MTO	92
T3096GTE	1677	MTO	84
T3096GTEB	1578	MTO	84
T3096GTEB-BS	1851	MTO	92
T3096GTE-BS	1910	MTO	92
T3096GTEM	2136	MTO	84
T3096GTEM-BS	2638	MTO	92
T3096SB	1669	MTO	83
T3096SB-BS	1972	MTO	91
T3096SE	2215	MTO	83
T3096SEB	2029	MTO	83
T3096SEB-BS	2323	MTO	91
T3096SE-BS	2500	MTO	91
T3096SEM	2502	MTO	83
T3096SEM-BS	2993	MTO	91
T3096SGS	2339	MTO	109
T3096STB	1768	MTO	85
T3096STB-BS	2075	MTO	93
T3096STE	2323	MTS	85
T3096STEB	2135	MTO	85
T3096STEB-BS	2427	MTO	93
T3096STE-BS	2600	MTO	93
T3096STEM	2605	MTO	85
T3096STEM-BS	3100	MTO	93
T3224RCB	511	MTO	114
T3224RCSB	760	MTO	114
T3424RCB	515	MTO	114
T3424RCSB	764	MTO	114
T36108B	2351	MTO	82
T36108B-BS	2732	MTO	90
T36108E	2686	MTO	82
T36108EB	2623	MTO	82
T36108EB-BS	2902	MTO	90
T36108E-BS	3000	MTO	90
T36108EM	3137	MTO	82
T36108EM-BS	3604	MTO	90
T36108GTB	2379	MTO	84
T36108GTB-BS	2752	MTO	92
T36108GTE	2790	MTO	84
T36108GTEB	2650	MTO	84
T36108GTEB-BS	2921	MTO	92
T36108GTE-BS	3105	MTO	92
T36108GTEM	3242	MTO	84
T36108GTEM-BS	3813	MTO	92
T36108SB	3160	MTO	83
T36108SB-BS	3465	MTO	91
T36108SE	3649	MTO	83
T36108SEB	3443	MTO	83
T36108SEB-BS	3747	MTO	91
T36108SE-BS	4027	MTO	91
T36108SEM	3959	MTO	83
T36108SEM-BS	4330	MTO	91
T36108STB	3171	MTO	85
T36108STB-BS	3567	MTO	93
T36108STE	3752	MTO	85
T36108STEB	3511	MTO	85
T36108STEB-BS	3740	MTO	93
T36108STE-BS	4132	MTO	93
T36108STEM	4061	MTO	85
T36108STEM-BS	4438	MTO	93
T36120B	2405	MTO	82
T36120B-BS	2792	MTO	90
T36120E	2748	MTO	82
T36120EB	2686	MTO	82
T36120EB-BS	2964	MTO	90
T36120E-BS	3063	MTO	90
T36120EM	3199	MTO	82
T36120EM-BS	3664	MTO	90
T36120GTB	2509	MTO	84
T36120GTB-BS	2893	MTO	92
T36120GTE	2854	MTO	84
T36120GTEB	2790	MTO	84

Alphanumeric Index

Part List Number	Price	MTO/ MTS	Page No.
T36120GTEB-BS	.3070	MTO	92
T36120GTE-BS	.3167	MTO	92
T36120GTEM	.3304	MTO	84
T36120GTEM-BS	.3875	MTO	92
T36120SB	.3223	MTO	83
T36120SB-BS	.3525	MTO	91
T36120SE	.3712	MTO	83
T36120SEB	.3505	MTO	83
T36120SEB-BS	.3807	MTO	91
T36120SE-BS	.4091	MTO	91
T36120SEM	.4017	MTO	83
T36120SEM-BS	.4393	MTO	91
T36120STB	.3323	MTO	85
T36120STB-BS	.3628	MTO	93
T36120STE	.3815	MTO	85
T36120STEB	.3613	MTO	85
T36120STEB-BS	.3914	MTO	93
T36120STE-BS	.4192	MTO	93
T36120STEM	.4121	MTO	85
T36120STEM-BS	.4499	MTO	93
T36132B	.2465	MTO	82
T36132B-BS	.2869	MTO	90
T36132E	.2870	MTO	82
T36132EB	.2775	MTO	82
T36132EB-BS	.3051	MTO	90
T36132E-BS	.3250	MTO	90
T36132EM	.3388	MTO	82
T36132EM-BS	.3867	MTO	90
T36132GTB	.2563	MTO	84
T36132GTB-BS	.2969	MTO	92
T36132GTE	.2973	MTO	84
T36132GTEB	.2876	MTO	84
T36132GTEB-BS	.3150	MTO	92
T36132GTE-BS	.3261	MTO	92
T36132GTEM	.3495	MTO	84
T36132GTEM-BS	.4084	MTO	92
T36132SB	.3335	MTO	83
T36132SB-BS	.3736	MTO	91
T36132SE	.3990	MTO	83
T36132SEB	.3653	MTO	83
T36132SEB-BS	.3951	MTO	91
T36132SE-BS	.4252	MTO	91
T36132SEM	.4291	MTO	83
T36132SEM-BS	.4671	MTO	91
T36132STB	.3433	MTO	85
T36132STB-BS	.3727	MTO	93
T36132STE	.3971	MTO	85
T36132STEB	.3815	MTO	85
T36132STEB-BS	.4057	MTO	93
T36132STE-BS	.4486	MTO	93
T36132STEM	.4392	MTO	85
T36132STEM-BS	.4774	MTO	93
T36144B	.2600	MTO	82
T36144B-BS	.2929	MTO	90
T36144E	.3018	MTO	82
T36144EB	.2835	MTO	82
T36144EB-BS	.3203	MTO	90
T36144E-BS	.3317	MTO	90
T36144EM	.3453	MTO	82
T36144EM-BS	.3927	MTO	90
T36144GTB	.2701	MTO	84
T36144GTB-BS	.3025	MTO	92
T36144GTE	.3033	MTO	84
T36144GTEB	.3024	MTO	84
T36144GTEB-BS	.3212	MTO	92
T36144GTE-BS	.3321	MTO	92
T36144GTEM	.3559	MTO	84
T36144GTEM-BS	.4145	MTO	92
T36144SB	.3492	MTO	83
T36144SB-BS	.3803	MTO	91
T36144SE	.4051	MTO	83
T36144SEB	.3821	MTO	83
T36144SEB-BS	.4013	MTO	91
T36144SE-BS	.4442	MTO	91
T36144SEM	.4355	MTO	83
T36144SEM-BS	.4736	MTO	91
T36144STB	.3492	MTO	85
T36144STB-BS	.3786	MTO	93
T36144STE	.4159	MTO	85
T36144STEB	.3926	MTO	85
T36144STEB-BS	.4115	MTO	93
T36144STE-BS	.4553	MTO	93
T36144STEM	.4457	MTO	85
T36144STEM-BS	.4837	MTO	93
T3648B	.919	MTO	82
T3648B-BS	.1266	MTO	90
T3648E	.1041	MTO	82
T3648EB	.1011	MTO	82
T3648EB-BS	.1320	MTO	90
T3648E-BS	.1358	MTO	90
T3648EM	.1649	MTO	82
T3648EM-BS	.2060	MTO	90
T3648GTB	.1022	MTO	84
T3648GTB-BS	.1368	MTO	92
T3648GTE	.1276	MTO	84
T3648GTEB	.1114	MTO	84
T3648GTEB-BS	.1423	MTO	92
T3648GTE-BS	.1464	MTO	92
T3648GTEM	.1753	MTO	84
T3648GTEM-BS	.2220	MTO	92
T3648SB	.1233	MTO	83
T3648SB-BS	.1535	MTO	91
T3648SE	.1457	MTO	83
T3648SEB	.1376	MTO	83
T3648SEB-BS	.1714	MTO	91
T3648SE-BS	.1842	MTO	91
T3648SEM	.2046	MTO	83
T3648SEM-BS	.2430	MTO	91
T3648STB	.1337	MTO	85
T3648STB-BS	.1637	MTO	93
T3648STE	.1561	MTO	85
T3648STEB	.1482	MTO	85
T3648STEB-BS	.1821	MTO	93
T3648STE-BS	.1946	MTO	93
T3648STEM	.2150	MTO	85
T3648STEM-BS	.2321	MTO	93
T3660B	.1035	MTO	82
T3660B-BS	.1371	MTO	90
T3660E	.1167	MTO	82
T3660EB	.1133	MTO	82
T3660EB-BS	.1510	MTO	90
T3660E-BS	.1561	MTO	90
T3660EM	.1777	MTO	82
T3660EM-BS	.2190	MTO	90
T3660GTB	.1137	MTO	84
T3660GTB-BS	.1474	MTO	92
T3660GTE	.1273	MTO	84
T3660GTEB	.1236	MTO	84
T3660GTEB-BS	.1614	MTO	92
T3660GTE-BS	.1665	MTO	92
T3660GTEM	.1880	MTO	84
T3660GTEM-BS	.2355	MTO	92
T3660SB	.1365	MTO	83
T3660SB-BS	.1669	MTO	91
T3660SE	.1604	MTO	83
T3660SEB	.1510	MTO	83
T3660SEB-BS	.1935	MTO	91
T3660SE-BS	.2076	MTO	91
T3660SEM	.2200	MTO	83
T3660SEM-BS	.2583	MTO	91
T3660STB	.1465	MTO	85
T3660STB-BS	.1768	MTO	93
T3660STE	.1709	MTO	85
T3660STEB	.1614	MTO	85
T3660STEB-BS	.2037	MTO	93
T3660STE-BS	.2182	MTO	93
T3660STEM	.2307	MTO	85
T3660STEM-BS	.2607	MTO	93
T3672B	.1131	MTO	82
T3672B-BS	.1455	MTO	90
T3672E	.1272	MTO	82
T3672EB	.1230	MTO	82
T3672EB-BS	.1613	MTO	90
T3672E-BS	.1671	MTO	90
T3672EM	.1893	MTO	82
T3672EM-BS	.2310	MTO	90
T3672GTB	.1233	MTO	84
T3672GTB-BS	.1508	MTO	92
T3672GTE	.1376	MTO	84
T3672GTEB	.1333	MTO	84
T3672GTEB-BS	.1715	MTO	92
T3672GTE-BS	.1775	MTO	92
T3672GTEM	.2000	MTO	84
T3672GTEM-BS	.2482	MTO	92
T3672SB	.1492	MTO	83
T3672SB-BS	.1801	MTO	91
T3672SE	.1752	MTO	83
T3672SEB	.1648	MTO	83
T3672SEB-BS	.2075	MTO	91
T3672SE-BS	.2226	MTO	91
T3672SEM	.2359	MTO	83
T3672SEM-BS	.2741	MTO	91
T3672STB	.1596	MTO	85
T3672STB-BS	.1898	MTO	93
T3672STE	.1860	MTO	85
T3672STEB	.1752	MTO	85
T3672STEB-BS	.2179	MTO	93
T3672STE-BS	.2334	MTO	93
T3672STEM	.2464	MTO	85
T3672STEM-BS	.2846	MTO	93
T3684B	.1556	MTO	82
T3684B-BS	.1719	MTO	90
T3684E	.1703	MTO	82
T3684EB	.1671	MTO	82
T3684EB-BS	.1889	MTO	90
T3684E-BS	.1957	MTO	90
T3684EM	.2284	MTO	82
T3684EM-BS	.2716	MTO	90
T3684GTB	.1656	MTO	84
T3684GTB-BS	.1820	MTO	92
T3684GTE	.1822	MTO	84
T3684GTEB	.1775	MTO	84
T3684GTEB-BS	.1998	MTO	92
T3684GTE-BS	.2063	MTO	92
T3684GTEM	.2390	MTO	84
T3684GTEM-BS	.2899	MTO	92
T3684SB	.2063	MTO	83
T3684SB-BS	.2366	MTO	91
T3684SE	.2372	MTO	83
T3684SEB	.2240	MTO	83
T3684SEB-BS	.2468	MTO	91
T3684SE-BS	.2652	MTO	91
T3684SEM	.2878	MTO	83
T3684SEM-BS	.3262	MTO	91
T3684STB	.2166	MTO	85
T3684STB-BS	.2466	MTO	93
T3684STE	.2473	MTO	85
T3684STEB	.2339	MTO	85
T3684STEB-BS	.2574	MTO	93
T3684STE-BS	.2760	MTO	93
T3684STEM	.2984	MTO	85
T3684STEM-BS	.3368	MTO	93
T3696B	.1654	MTO	82
T3696B-BS	.1932	MTO	90
T3696E	.1821	MTO	82
T3696EB	.1771	MTO	82
T3696EB-BS	.2125	MTO	90
T3696E-BS	.2199	MTO	90
T3696EM	.2393	MTO	82
T3696EM-BS	.2827	MTO	90
T3696GTB	.1736	MTO	84
T3696GTB-BS	.1968	MTO	92

100 Industrial Boulevard, Clayton, DE 19938-8903 U.S.A.
Phone: 800-441-8440 or 302-653-3000. Fax: 302-653-2065
http://www.eaglegrp.com

EAGLE GROUP
Profit from the Eagle Advantage®

Part List Number	Price	MTO/ MTS	Page No.
T3696GTE	.1925	MTO	84
T3696GTEB	.1874	MTO	84
T3696GTEB-BS	.2226	MTO	92
T3696GTE-BS	.2305	MTO	92
T3696GTEM	.2501	MTO	84
T3696GTEM-BS	.3016	MTO	92
T3696SB	.2225	MTO	83
T3696SB-BS	.2526	MTO	91
T3696SE	.2550	MTO	83
T3696SEB	.2402	MTO	83
T3696SEB-BS	.2641	MTO	91
T3696SE-BS	.2841	MTO	91
T3696SEM	.3055	MTO	83
T3696SEM-BS	.3440	MTO	91
T3696STB	.2325	MTO	85
T3696STB-BS	.2631	MTO	93
T3696STE	.2652	MTO	85
T3696STEB	.2509	MTO	85
T3696STEB-BS	.2746	MTO	93
T3696STE-BS	.2947	MTO	93
T3696STEM	.3163	MTO	85
T3696STEM-BS	.3545	MTO	93
T48108E	.6333	MTO	82
T48108EM	.7146	MTO	82
T48108GTE	.6433	MTO	84
T48108GTEM	.7246	MTO	84
T48108SE	.7237	MTO	83
T48108SEM	.8052	MTO	83
T48108STE	.7352	MTO	85
T48108STEM	.8151	MTO	85
T48120E	.6405	MTO	82
T48120EM	.7204	MTO	82
T48120GTE	.6505	MTO	84
T48120GTEM	.7308	MTO	84
T48120SE	.7300	MTO	83
T48120SEM	.8111	MTO	83
T48120STE	.7402	MTO	85
T48120STEM	.8210	MTO	85
T48132E	.6958	MTO	82
T48132EM	.7759	MTO	82
T48132GTE	.7062	MTO	84
T48132GTEM	.7859	MTO	84
T48132SE	.7849	MTO	83
T48132SEM	.8658	MTO	83
T48132STE	.7962	MTO	85
T48132STEM	.8762	MTO	85
T48144E	.7008	MTO	82
T48144EM	.7821	MTO	82
T48144GTE	.7120	MTO	84
T48144GTEM	.7920	MTO	84
T48144SE	.7909	MTO	83
T48144SEM	.8720	MTO	83
T48144STE	.8025	MTO	85
T48144STEM	.8820	MTO	85
T4848E	.2428	MTO	82
T4848EM	.3237	MTO	82
T4848GTE	.2530	MTO	84
T4848GTEM	.3321	MTO	84
T4848SE	.2815	MTO	83
T4848SEM	.3625	MTO	83
T4848STE	.3027	MTO	85
T4848STEM	.3728	MTO	85
T4860E	.2715	MTO	82
T4860EM	.3523	MTO	82
T4860GTE	.2821	MTO	84
T4860GTEM	.3625	MTO	84
T4860SE	.3114	MTO	83
T4860SEM	.3927	MTO	83
T4860STE	.3216	MTO	85
T4860STEM	.4033	MTO	85
T4872E	.2948	MTO	82
T4872EM	.3758	MTO	82
T4872GTE	.3053	MTO	84
T4872GTEM	.3932	MTO	84
T4872SE	.3401	MTO	83
T4872SEM	.4214	MTO	83
T4872STE	.3503	MTO	85
T4872STEM	.4313	MTO	85
T4884E	.4002	MTO	82
T4884EM	.4808	MTO	82
T4884GTE	.4107	MTO	84
T4884GTEM	.4911	MTO	84
T4884SE	.4598	MTO	83
T4884SEM	.5408	MTO	83
T4884STE	.4707	MTO	85
T4884STEM	.5512	MTO	85
T4896E	.4232	MTO	82
T4896EM	.5042	MTO	82
T4896GTE	.4332	MTO	84
T4896GTEM	.5145	MTO	84
T4896SE	.4963	MTO	83
T4896SEM	.5775	MTO	83
T4896STE	.5064	MTO	85
T4896STEM	.5874	MTO	85
TB1016-3	.28	MTO	23
TB1016-6	.29	MTO	23
TB1022-3	.31	MTO	23
TB1022-6	.38	MTO	23
TB1722-3	.52	MTO	23,24
TB1722-6	.60	MTS	23,24
TB1722-9	.70	MTO	23,24
TB30108S	.3944	MTO	110
TB30120S	.4172	MTO	110
TB3036S	.1786	MTO	110
TB3048S	.2035	MTO	110
TB3060S	.2447	MTO	110
TB3072S	.2782	MTO	110
TB3084S	.3058	MTO	110
TB3096S	.3600	MTO	110
TB36108S	.4473	MTO	110
TB36120S	.5049	MTO	110
TB3636S	.1909	MTO	110
TB3648S	.2419	MTO	110
TB3660S	.2865	MTO	110
TB3672S	.3213	MTO	110
TB3684S	.3579	MTO	110
TB3696S	.4072	MTO	110
TC6-19	.411	MTO	221
TC6-24	.468	MTO	221
TCS6-18	.520	MTO	205
TCS6-22	.548	MTO	205
TD2448-BSP	.1087	MTO	34
TD2448-SP	.937	MTO	34
TD2460-BSP	.1237	MTO	34
TD2460-SP	.1088	MTO	34
TD3	.2123	MTS	105
TD3L	.2396	MTS	105
TEP74-C	.164	MTO	41
TEP74-E	.180	MTO	41
TEP74-Z	.154	MTO	41
TEP86-C	.174	MTO	41
TEP86-E	.191	MTO	41
TEP86-Z	.160	MTO	41
TLEP63-S	.469	MTO	57
TLEP74-S	.535	MTO	57
TM108APR	.1352	MTO	106
TM108PR	.1679	MTO	106
TM108PRS	.1499	MTO	106
TM120APR	.1393	MTO	106
TM120PR	.1749	MTO	106
TM120PRS	.1514	MTO	106
TM1220FW-120	.556	MTS	191
TM1220FW-120-D	.601	MTO	191
TM1220FW-120T	.594	MTO	191
TM1220FW-120T-D	.651	MTO	191
TM1220FW-240	.574	MTO	191
TM1220FW-240-D	.618	MTO	191
TM1220FW-240T	.594	MTO	191
TM1220FW-240T6	.594	MTO	191
TM1220FW-240T6-D	.651	MTO	191
TM1220FW-240T-D	.651	MTO	191
TM1220FW-277T	.594	MTO	191
TM1220FW-277T-D	.651	MTO	191
TM132APR	.1434	MTO	106
TM132PR	.1835	MTO	106
TM132PRS	.1582	MTO	106
TM144APR	.1481	MTO	106
TM144PR	.1871	MTO	106
TM144PRS	.1599	MTO	106
TM36APR	.806	MTO	106
TM36PR	.963	MTO	106
TM36PRS	.392	MTO	106
TM48APR	.837	MTO	106
TM48PR	.1017	MTO	106
TM48PRS	.424	MTO	106
TM60APR	.866	MTO	106
TM60PR	.1072	MTO	106
TM60PRS	.454	MTO	106
TM72APR	.906	MTO	106
TM72PR	.1128	MTS	106
TM72PRS	.490	MTO	106
TM84APR	.1081	MTO	106
TM84PR	.1334	MTO	106
TM84PRS	.526	MTO	106
TM96APR	.1114	MTO	106
TM96PR	.1389	MTO	106
TM96PRS	.582	MTO	106
TMP	.125	MTO	191
TMS2424	.736	MTO	108
TMS2424S	.895	MTO	108
TMS3024	.768	MTO	108
TMS3024S	.938	MTO	108
TMS3030	.855	MTO	108
TMS3030S	.1064	MTO	108
TMS3036	.878	MTO	108
TMS3036S	.1082	MTO	108
TMS3636	.921	MTO	108
TMS3636S	.1132	MTO	108
TR10	.45	MTO	38
TR18481-VG	.115	MTO	56,232
TR18483-VG	.108	MTO	56,232
TR18C	.58	MTO	27
TR23481-VG	.115	MTO	56,232
TR23483-VG	.109	MTO	56,232
TS1417	.114	MTO	23
TS1421	.115	MTO	23,56
TS18-C	.88	MTO	24
TS18-E	.118	MTO	24
TS2021	.120	MTS	23,56
TS24-C	.94	MTO	24
TS24-E	.122	MTO	24
TS2517	.112	MTO	23
TSB2460Z	.1793	MTO	63
TSC3036Z	.727	MTO	63
TSCO2460Z	.1015	MTO	63
TSD3660Z	.960	MTO	63
TS-DB-HT2	.602	MTO	163
TS-DB-HT3	.725	MTO	163
TS-DB-HT4	.948	MTO	163
TS-DB-HT5	.1188	MTO	163
TS-DB-HT6	.1212	MTO	163
TS-HT2	.550	MTO	163
TS-HT3	.673	MTO	163
TS-HT4	.893	MTO	163
TS-HT5	.1111	MTO	163
TS-HT6	.1172	MTO	163
TSL-DB-HT2	.802	MTO	163
TSL-DB-HT3	.848	MTS	163
TSL-DB-HT4	.937	MTO	163
TSL-DB-HT5	.1213	MTO	163
TSL-DB-HT6	.1250	MTO	163
TSL-HT2	.692	MTO	163

Alphanumeric Index

Part List Number	Price	MTO/ MTS	Page No.
TSL-HT3	.775	MTS	163
TSL-HT4	.832	MTS	163
TSL-HT5	.1063	MTS	163
TSL-HT6	.1097	MTO	163
TSM3048C	.1743	MTO	63
TSP1448Z	.827	MTO	63
TSPP2460Z	.1486	MTO	63
TSSP1436Z	.512	MTO	63
TU-1	.1668	MTO	160
U10	.38	MTO	49,72
U12	.41	MTO	49,72
U14	.44	MTO	49,72
U16	.48	MTO	49,72
U18	.51	MTO	49,72
U20	.53	MTO	49,72
U2-1836C	.407	MTO	39
U2-1836C-RP	.296	MTO	16
U2-1836S	.915	MTO	39
U2-1836Z	.362	MTO	39
U2-1842C	.423	MTO	39
U2-1842S	.1017	MTO	39
U2-1842Z	.408	MTO	39
U2-2136C	.453	MTO	39
U2-2136S	.996	MTO	39
U2-2136Z	.405	MTO	39
U2-2142C	.470	MTO	39
U2-2142S	.1089	MTO	39
U2-2142Z	.421	MTO	39
U2-2148C	.491	MTO	39
U2-2148S	.1093	MTO	39
U2-2148Z	.435	MTO	39
U2-2436C	.424	MTO	39
U2-2436S	.1052	MTO	39
U2-2436Z	.410	MTO	39
U2-2442C	.447	MTO	39
U2-2442S	.1180	MTO	39
U2-2442Z	.434	MTO	39
U2-2448C	.469	MTO	39
U2-2448S	.1185	MTO	39
U2-2448Z	.438	MTO	39
U2-2460C	.518	MTO	39
U2-2460S	.1367	MTO	39
U2-2460Z	.478	MTO	39
U3-1836C	.484	MTO	39
U3-1836C-RP	.359	MTO	16
U3-1836S	.1179	MTO	39
U3-1836Z	.431	MTO	39
U3-1842C	.507	MTO	39
U3-1842S	.1333	MTO	39
U3-1842Z	.454	MTO	39
U3-2136C	.543	MTO	39
U3-2136CS	.758	MTO	39
U3-2136S	.1299	MTO	39
U3-2136Z	.488	MTO	39
U3-2142C	.569	MTO	39
U3-2142S	.1439	MTO	39
U3-2142Z	.511	MTO	39
U3-2148C	.600	MTO	39
U3-2148S	.1446	MTO	39
U3-2148Z	.532	MTO	39
U3-2436C	.515	MTO	39
U3-2436CS	.771	MTO	39
U3-2436S	.1382	MTO	39
U3-2436Z	.485	MTO	39
U3-2442C	.549	MTO	39
U3-2442S	.1574	MTO	39
U3-2442Z	.520	MTO	39
U3-2448C	.584	MTO	39
U3-2448S	.1580	MTO	39
U3-2448Z	.526	MTO	39
U3-2460C	.656	MTO	39
U3-2460S	.1854	MTO	39
U3-2460Z	.587	MTO	39
U3-L1836PSM	.912	MTO	57
U3-L1836PZM	.716	MTO	57
U3-L1848PSM	.1003	MTO	57
U3-L1848PZM	.803	MTO	57
U3-L2336PSM	.980	MTO	57
U3-L2336PZM	.762	MTO	57
U3-L2348PSM	.1100	MTO	57
U3-L2348PZM	.851	MTO	57
U3-S1836PSM	.929	MTO	57
U3-S1836PZM	.734	MTO	57
U3-S1848PSM	.1028	MTO	57
U3-S1848PZM	.877	MTO	57
U3-S2336PSM	.1023	MTO	57
U3-S2336PZM	.803	MTO	57
U3-S2348PSM	.1160	MTO	57
U3-S2348PZM	.911	MTO	57
UAR-64-A	.2095	MTO	246
UAR-64-SR	.2402	MTO	246
UAR-70-A	.2129	MTO	246
UAR-70-SR	.2622	MTO	246
UARR-64-A	.2102	MTO	247
UARR-64-SR	.2495	MTO	247
UB-24	.206	MTO	95
UB-30	.263	MTO	95
UCB24120SE	.4853	MTO	97
UCB2436SE	.2639	MTO	97
UCB2448SE	.2952	MTO	97
UCB2460SE	.3172	MTO	97
UCB2472SE	.3401	MTO	97
UCB2484SE	.3888	MTO	97
UCB2496SE	.4200	MTO	97
UCB30120SE	.5062	MTO	97
UCB3036SE	.2757	MTO	97
UCB3048SE	.3063	MTO	97
UCB3060SE	.3305	MTO	97
UCB3072SE	.3551	MTO	97
UCB3084SE	.3996	MTO	97
UCB3096SE	.4377	MTO	97
UCBH24120SE	.5274	MTO	97
UCBH2436SE	.3235	MTO	97
UCBH2448SE	.3387	MTO	97
UCBH2460SE	.3611	MTO	97
UCBH2472SE	.3832	MTO	97
UCBH2484SE	.4312	MTO	97
UCBH2496SE	.4625	MTO	97
UCBH30120SE	.5480	MTO	97
UCBH3036SE	.3343	MTO	97
UCBH3048SE	.3496	MTO	97
UCBH3060SE	.3742	MTO	97
UCBH3072SE	.3985	MTO	97
UCBH3084SE	.4424	MTO	97
UCBH3096SE	.4800	MTO	97
UDT-4L-14/3	.2097	MTO	229
UDT-4L-16/3	.1884	MTS	229
UDT-4L-16/4	.1646	MTS	229
UDT-4R-14/3	.2097	MTO	229
UDT-4R-16/3	.1884	MTS	229
UDT-4R-16/4	.1646	MTS	229
UDT-5L-14/3	.2317	MTO	229
UDT-5L-16/3	.2041	MTO	229
UDT-5L-16/4	.1762	MTO	229
UDT-5R-14/3	.2317	MTO	229
UDT-5R-16/3	.2041	MTO	229
UDT-5R-16/4	.1762	MTO	229
UH	.10	MTS	38
UH18-C	.51	MTS	26
UH18-S	.102	MTO	26
UH21-C	.61	MTS	26
UH21-S	.103	MTO	26
UH24-C	.65	MTS	26
UH24-S	.105	MTO	26
UOB24120SE	.3318	MTO	97
UOB2436SE	.2068	MTO	97
UOB2448SE	.2147	MTO	97
UOB2460SE	.2297	MTO	97
UOB2472SE	.2448	MTO	97
UOB2484SE	.2664	MTO	97
UOB2496SE	.2800	MTO	97
UOB30120SE	.3528	MTO	97
UOB3036SE	.2183	MTO	97
UOB3048SE	.2259	MTO	97
UOB3060SE	.2429	MTO	97
UOB3072SE	.2598	MTO	97
UOB3084SE	.2780	MTO	97
UOB3096SE	.3068	MTO	97
UR1836C	.418	MTO	28
UR1848C	.448	MTO	28
UR1860C	.484	MTO	28
UR-501	.598	MTO	108
URS1836C	.549	MTO	28
URS1848C	.602	MTO	28
URS1860C	.689	MTO	28
US0824-16/3	.499	MTO	145
US0836-16/3	.574	MTO	145
US18-S	.70	MTO	24
US-2	.236	MTO	167
US21-S	.84	MTO	24
US24-S	.90	MTO	24
US-3	.271	MTO	167
US30-S	.101	MTO	24
US3CB	.4647	MTO	159
US3OB	.3684	MTO	159
US-4	.312	MTO	167
US4CB	.5465	MTO	159
US4OB	.4293	MTO	159
US5CB	.6545	MTO	159
US5OB	.5312	MTO	159
USS24-S	.119	MTO	24
USS30-S	.143	MTO	24
UT24108B	.2004	MTO	86
UT24108E	.2184	MTO	86
UT24108EB	.2079	MTO	86
UT24108GTB	.2044	MTO	88
UT24108GTE	.2284	MTO	88
UT24108GTEB	.2183	MTO	88
UT24108SB	.2582	MTO	87
UT24108SE	.3018	MTO	87
UT24108SEB	.2790	MTO	87
UT24108STB	.2607	MTO	89
UT24108STE	.3123	MTO	89
UT24108STEB	.2815	MTO	89
UT24120B	.2044	MTO	86
UT24120E	.2311	MTO	86
UT24120EB	.2203	MTO	86
UT24120GTB	.2169	MTO	88
UT24120GTE	.2411	MTO	88
UT24120GTEB	.2308	MTO	88
UT24120SB	.2641	MTO	87
UT24120SE	.3080	MTO	87
UT24120SEB	.2854	MTO	87
UT24120STB	.2742	MTO	89
UT24120STE	.3188	MTO	89
UT24120STEB	.2958	MTO	89
UT2412STE	.810	MTO	94
UT2412STEB	.687	MTO	94
UT24132B	.2064	MTO	86
UT24132E	.2434	MTO	86
UT24132EB	.2245	MTO	86
UT24132GTB	.2174	MTO	88
UT24132GTE	.2465	MTO	88
UT24132GTEB	.2345	MTO	88
UT24132SB	.2697	MTO	87
UT24132SE	.3177	MTO	87
UT24132SEB	.3017	MTO	87
UT24132STB	.2798	MTO	89
UT24132STE	.3278	MTO	89
UT24132STEB	.3032	MTO	89
UT24144B	.2076	MTO	86
UT24144E	.2508	MTO	86

100 Industrial Boulevard, Clayton, DE 19938-8903 U.S.A.
Phone: 800-441-8440 or 302-653-3000. Fax: 302-653-2065
http://www.eaglegrp.com

EAGLE GROUP
Profit from the Eagle Advantage®

Part List Number	Price	MTO/ MTS	Page No.
UT24144EB	.2374	MTO	86
UT24144GTB	.2181	MTO	88
UT24144GTE	.2525	MTO	88
UT24144GTEB	.2404	MTO	88
UT24144SB	.2838	MTO	87
UT24144SE	.3335	MTO	87
UT24144SEB	.3078	MTO	87
UT24144STB	.2801	MTO	89
UT24144STE	.3440	MTO	89
UT24144STEB	.3095	MTO	89
UT2415STE	.810	MTO	94
UT2415STEB	.703	MTO	94
UT2418STE	.810	MTO	94
UT2418STEB	.734	MTS	94
UT2424B	.683	MTO	86
UT2424E	.780	MTO	86
UT2424EB	.750	MTO	86
UT2424GTB	.784	MTO	88
UT2424GTE	.962	MTO	88
UT2424GTEB	.854	MTO	88
UT2424SB	.931	MTO	87
UT2424SE	.1059	MTO	87
UT2424SEB	.986	MTO	87
UT2424STB	.1047	MTO	89
UT2424STE	.1161	MTO	89
UT2424STEB	.1089	MTO	89
UT2430B	.736	MTS	86
UT2430E	.855	MTO	86
UT2430EB	.807	MTO	86
UT2430GTB	.837	MTO	88
UT2430GTE	.1005	MTO	88
UT2430GTEB	.912	MTO	88
UT2430SB	.1004	MTO	87
UT2430SE	.1166	MTO	87
UT2430SEB	.1077	MTO	87
UT2430STB	.1105	MTO	89
UT2430STE	.1272	MTO	89
UT2430STEB	.1183	MTO	89
UT2436B	.787	MTS	86
UT2436E	.913	MTO	86
UT2436EB	.861	MTO	86
UT2436GTB	.891	MTO	88
UT2436GTE	.1022	MTO	88
UT2436GTEB	.966	MTO	88
UT2436SB	.1058	MTO	87
UT2436SE	.1222	MTO	87
UT2436SEB	.1136	MTO	87
UT2436STB	.1161	MTO	89
UT2436STE	.1326	MTO	89
UT2436STEB	.1238	MTO	89
UT2448B	.800	MTS	86
UT2448E	.929	MTO	86
UT2448EB	.877	MTO	86
UT2448GTB	.903	MTO	88
UT2448GTE	.1072	MTO	88
UT2448GTEB	.979	MTO	88
UT2448SB	.1086	MTO	87
UT2448SE	.1272	MTO	87
UT2448SEB	.1172	MTO	87
UT2448STB	.1185	MTO	89
UT2448STE	.1376	MTO	89
UT2448STEB	.1277	MTO	89
UT2460B	.846	MTS	86
UT2460E	.1005	MTO	86
UT2460EB	.942	MTO	86
UT2460GTB	.945	MTO	88
UT2460GTE	.1107	MTO	88
UT2460GTEB	.1048	MTO	88
UT2460SB	.1163	MTO	87
UT2460SE	.1380	MTO	87
UT2460SEB	.1265	MTO	87
UT2460STB	.1265	MTO	89
UT2460STE	.1483	MTO	89
UT2460STEB	.1370	MTO	89
UT2472B	.900	MTS	86
UT2472E	.1082	MTO	86
UT2472EB	.1014	MTO	86
UT2472GTB	.1001	MTO	88
UT2472GTE	.1186	MTO	88
UT2472GTEB	.1122	MTO	88
UT2472SB	.1242	MTO	87
UT2472SE	.1487	MTO	87
UT2472SEB	.1358	MTO	87
UT2472STB	.1345	MTO	89
UT2472STE	.1590	MTO	89
UT2472STEB	.1464	MTO	89
UT2484B	.1121	MTO	86
UT2484E	.1450	MTO	86
UT2484EB	.1421	MTO	86
UT2484GTB	.1223	MTO	88
UT2484GTE	.1554	MTO	88
UT2484GTEB	.1523	MTO	88
UT2484SB	.1515	MTO	87
UT2484SE	.1999	MTO	87
UT2484SEB	.1842	MTO	87
UT2484STB	.1618	MTO	89
UT2484STE	.2101	MTO	89
UT2484STEB	.1946	MTO	89
UT2496B	.1267	MTO	86
UT2496E	.1545	MTO	86
UT2496EB	.1513	MTO	86
UT2496GTB	.1369	MTO	88
UT2496GTE	.1649	MTO	88
UT2496GTEB	.1617	MTO	88
UT2496SB	.1624	MTO	87
UT2496SE	.2135	MTO	87
UT2496SEB	.1961	MTO	87
UT2496STB	.1723	MTO	89
UT2496STE	.2243	MTO	89
UT2496STEB	.2070	MTO	89
UT30108B	.2029	MTO	86
UT30108E	.2383	MTO	86
UT30108EB	.2267	MTO	86
UT30108GTB	.2075	MTO	88
UT30108GTE	.2484	MTO	88
UT30108GTEB	.2374	MTO	88
UT30108SB	.2738	MTO	87
UT30108SE	.3226	MTO	87
UT30108SEB	.2982	MTO	87
UT30108STB	.2759	MTO	89
UT30108STE	.3329	MTO	89
UT30108STEB	.3086	MTO	89
UT30120B	.2089	MTO	86
UT30120E	.2445	MTO	86
UT30120EB	.2332	MTO	86
UT30120GTB	.2188	MTO	88
UT30120GTE	.2550	MTO	88
UT30120GTEB	.2436	MTO	88
UT30120SB	.2799	MTO	87
UT30120SE	.3288	MTO	87
UT30120SEB	.3043	MTO	87
UT30120STB	.2898	MTO	89
UT30120STE	.3388	MTO	89
UT30120STEB	.3148	MTO	89
UT3012STE	.1005	MTO	94
UT3012STEB	.742	MTO	94
UT30132B	.2194	MTO	86
UT30132E	.2520	MTO	86
UT30132EB	.2396	MTO	86
UT30132GTB	.2233	MTO	88
UT30132GTE	.2700	MTO	88
UT30132GTEB	.2498	MTO	88
UT30132SB	.2882	MTO	87
UT30132SE	.3520	MTO	87
UT30132SEB	.3151	MTO	87
UT30132STB	.2978	MTO	89
UT30132STE	.3625	MTO	89
UT30132STEB	.3255	MTO	89
UT30144B	.2256	MTO	86
UT30144E	.2579	MTO	86
UT30144EB	.2455	MTO	86
UT30144GTB	.2292	MTO	88
UT30144GTE	.2767	MTO	88
UT30144GTEB	.2558	MTO	88
UT30144SB	.2939	MTO	87
UT30144SE	.3585	MTO	87
UT30144SEB	.3307	MTO	87
UT30144STB	.3041	MTO	89
UT30144STE	.3688	MTO	89
UT30144STEB	.3413	MTO	89
UT3015STE	.1005	MTO	94
UT3015STEB	.758	MTO	94
UT3018STE	.1005	MTO	94
UT3018STEB	.800	MTS	94
UT3030B	.754	MTS	86
UT3030E	.880	MTO	86
UT3030EB	.835	MTO	86
UT3030GTB	.854	MTO	88
UT3030GTE	.986	MTO	88
UT3030GTEB	.939	MTO	88
UT3030SB	.1055	MTO	87
UT3030SE	.1230	MTO	87
UT3030SEB	.1139	MTO	87
UT3030STB	.1158	MTO	89
UT3030STE	.1333	MTO	89
UT3030STEB	.1246	MTO	89
UT3036B	.807	MTS	86
UT3036E	.936	MTO	86
UT3036EB	.891	MTO	86
UT3036GTB	.908	MTO	88
UT3036GTE	.1041	MTO	88
UT3036GTEB	.996	MTO	88
UT3036SB	.1108	MTO	87
UT3036SE	.1283	MTO	87
UT3036SEB	.1197	MTO	87
UT3036STB	.1212	MTO	89
UT3036STE	.1389	MTO	89
UT3036STEB	.1302	MTO	89
UT3048B	.817	MTS	86
UT3048E	.968	MTO	86
UT3048EB	.912	MTO	86
UT3048GTB	.920	MTO	88
UT3048GTE	.1076	MTO	88
UT3048GTEB	.1016	MTO	88
UT3048SB	.1149	MTO	87
UT3048SE	.1357	MTO	87
UT3048SEB	.1252	MTO	87
UT3048STB	.1252	MTO	89
UT3048STE	.1463	MTO	89
UT3048STEB	.1355	MTO	89
UT3060B	.886	MTS	86
UT3060E	.1063	MTO	86
UT3060EB	.1000	MTO	86
UT3060GTB	.988	MTO	88
UT3060GTE	.1167	MTO	88
UT3060GTEB	.1102	MTO	88
UT3060SB	.1249	MTO	87
UT3060SE	.1490	MTO	87
UT3060SEB	.1370	MTO	87
UT3060STB	.1352	MTO	89
UT3060STE	.1598	MTO	89
UT3060STEB	.1475	MTO	89
UT3072B	.955	MTS	86
UT3072E	.1155	MTO	86
UT3072EB	.1082	MTO	86
UT3072GTB	.1055	MTO	88
UT3072GTE	.1259	MTO	88
UT3072GTEB	.1186	MTO	88
UT3072SB	.1351	MTO	87
UT3072SE	.1622	MTO	87
UT3072SEB	.1487	MTO	87
UT3072STB	.1449	MTO	89

Part List Number	Price	MTO/ MTS	Page No.
UT3072STE	1727	MTO	89
UT3072STEB	1590	MTO	89
UT3084B	1174	MTO	86
UT3084E	1523	MTO	86
UT3084EB	1436	MTO	86
UT3084GTB	1276	MTO	88
UT3084GTE	1628	MTO	88
UT3084GTEB	1539	MTO	88
UT3084SB	1574	MTO	87
UT3084SE	2082	MTO	87
UT3084SEB	1918	MTO	87
UT3084STB	1674	MTO	89
UT3084STE	2188	MTO	89
UT3084STEB	2024	MTO	89
UT3096B	1346	MTS	86
UT3096E	1654	MTO	86
UT3096EB	1560	MTO	86
UT3096GTB	1448	MTO	88
UT3096GTE	1758	MTO	88
UT3096GTEB	1663	MTO	88
UT3096SB	1748	MTO	87
UT3096SE	2300	MTO	87
UT3096SEB	2118	MTO	87
UT3096STB	1849	MTO	89
UT3096STE	2402	MTO	89
UT3096STEB	2218	MTO	89
UT36108B	2429	MTO	86
UT36108E	2692	MTO	86
UT36108EB	2775	MTO	86
UT36108GTB	2531	MTO	88
UT36108GTE	2793	MTO	88
UT36108GTEB	2732	MTO	88
UT36108SB	3240	MTO	87
UT36108SE	3733	MTO	87
UT36108SEB	3425	MTO	87
UT36108STB	3247	MTO	89
UT36108STE	3837	MTO	89
UT36108STEB	3527	MTO	89
UT36120B	2491	MTO	86
UT36120E	2832	MTO	86
UT36120EB	2771	MTO	86
UT36120GTB	2592	MTO	88
UT36120GTE	2937	MTO	88
UT36120GTEB	2875	MTO	88
UT36120SB	3303	MTO	87
UT36120SE	3796	MTO	87
UT36120SEB	3589	MTO	87
UT36120STB	3404	MTO	89
UT36120STE	3900	MTO	89
UT36120STEB	3693	MTO	89
UT3612STE	1227	MTO	94
UT3612STEB	790	MTO	94
UT36132B	2543	MTO	86
UT36132E	2953	MTO	86
UT36132EB	2855	MTO	86
UT36132GTB	2642	MTO	88
UT36132GTE	3054	MTO	88
UT36132GTEB	2958	MTO	88
UT36132SB	3512	MTO	87
UT36132SE	3953	MTO	87
UT36132SEB	3735	MTO	87
UT36132STB	3509	MTO	89
UT36132STE	4038	MTO	89
UT36132STEB	3834	MTO	89
UT36144B	2682	MTO	86
UT36144E	3014	MTO	86
UT36144EB	2917	MTO	86
UT36144GTB	2702	MTO	88
UT36144GTE	3114	MTO	88
UT36144GTEB	3021	MTO	88
UT36144SB	3579	MTO	87
UT36144SE	4135	MTO	87
UT36144SEB	3908	MTO	87
UT36144STB	3571	MTO	89
UT36144STE	4120	MTO	89
UT36144STEB	4011	MTO	89
UT3615STE	1227	MTO	94
UT3615STEB	814	MTO	94
UT3618STE	1227	MTO	94
UT3618STEB	846	MTO	94
UT3648B	1000	MTO	86
UT3648E	1127	MTO	86
UT3648EB	1096	MTO	86
UT3648GTB	1101	MTO	88
UT3648GTE	1230	MTO	88
UT3648GTEB	1200	MTO	88
UT3648SB	1313	MTO	87
UT3648SE	1538	MTO	87
UT3648SEB	1458	MTO	87
UT3648STB	1413	MTO	89
UT3648STE	1646	MTO	89
UT3648STEB	1563	MTO	89
UT3660B	1116	MTO	86
UT3660E	1252	MTO	86
UT3660EB	1214	MTO	86
UT3660GTB	1218	MTO	88
UT3660GTE	1355	MTO	88
UT3660GTEB	1321	MTO	88
UT3660SB	1444	MTO	87
UT3660SE	1688	MTO	87
UT3660SEB	1598	MTO	87
UT3660STB	1548	MTO	89
UT3660STE	1793	MTO	89
UT3660STEB	1699	MTO	89
UT3672B	1213	MTO	86
UT3672E	1353	MTO	86
UT3672EB	1315	MTO	86
UT3672GTB	1313	MTO	88
UT3672GTE	1458	MTO	88
UT3672GTEB	1421	MTO	88
UT3672SB	1577	MTO	87
UT3672SE	1835	MTO	87
UT3672SEB	1734	MTO	87
UT3672STB	1679	MTO	89
UT3672STE	1942	MTO	89
UT3672STEB	1835	MTO	89
UT3684B	1637	MTO	86
UT3684E	1802	MTO	86
UT3684EB	1752	MTO	86
UT3684GTB	1740	MTO	88
UT3684GTE	1905	MTO	88
UT3684GTEB	1860	MTO	88
UT3684SB	2143	MTO	87
UT3684SE	2457	MTO	87
UT3684SEB	2323	MTO	87
UT3684STB	2246	MTO	89
UT3684STE	2558	MTO	89
UT3684STEB	2427	MTO	89
UT3696B	1734	MTO	86
UT3696E	1904	MTO	86
UT3696EB	1853	MTO	86
UT3696GTB	1834	MTO	88
UT3696GTE	2009	MTO	88
UT3696GTEB	1957	MTO	88
UT3696SB	2305	MTO	87
UT3696SE	2638	MTO	87
UT3696SEB	2484	MTO	87
UT3696STB	2404	MTO	89
UT3696STE	2739	MTO	89
UT3696STEB	2591	MTO	89
VS-2	185	MTO	167
VS-3	225	MTO	167
VS-4	245	MTO	167
W1436BL	115	MTO	17,74
W1436C	115	MTS	17,74
W1448BL	132	MTO	17,74
W1448C	132	MTS	17,74
W1916	2463	MTS	137
W1916-FA	1286	MTO	137
WAL-1-1836	303	MTO	37
WAL-1-1848	335	MTO	37
WAL-2-1836	411	MTO	37
WAL-2-1848	431	MTO	37
WB	29	MTS	38
WB-DB-HT2	595	MTO	164
WB-DB-HT3	628	MTO	164
WB-DB-HT4	685	MTO	164
WB-DB-HT5	945	MTO	164
WB-DB-HT6	1255	MTO	164
WB-HT2	342	MTO	164
WB-HT3	376	MTO	164
WB-HT4	432	MTS	164
WB-HT5	567	MTO	164
WB-HT6	711	MTO	164
WB12-19	633	MTO	214
WB12-24	705	MTO	214
WB14-C	39	MTS	43
WB14-S	93	MTS	43
WB14-VG	39	MTS	43
WB18-19	705	MTO	214
WB18-24	782	MTO	214
WB18-C	40	MTS	43
WB18-S	97	MTS	43
WB18-VG	40	MTS	43
WB2-18	684	MTS	200
WB2-22	728	MTO	204
WB21-C	40	MTS	43
WB21-S	100	MTO	43
WB21-VG	40	MTO	43
WB24-19	782	MTO	214
WB24-24	857	MTO	214
WB24-C	41	MTS	43
WB24-S	104	MTO	43
WB24-VG	41	MTO	43
WB3-18	871	MTO	200
WB3-22	922	MTO	204
WB30-19	857	MTO	214
WB30-24	929	MTO	214
WB36-19	929	MTO	214
WB36-24	1004	MTO	214
WB4-18	1072	MTO	200
WB4-22	1138	MTO	204
WB42-19	1004	MTO	214
WB42-24	1079	MTO	214
WB48-19	1079	MTO	214
WB48-24	1153	MTO	214
WBCB24-19	1337	MTO	216
WBCB24-24	1672	MTO	216
WBCB30-19	1678	MTO	216
WBCB30-24	1858	MTO	216
WBCB36-19	1851	MTO	216
WBCB36-24	2043	MTO	216
WBCB42-19	2022	MTO	216
WBCB42-24	2229	MTO	216
WBCB48-19	2191	MTO	216
WBCB48-24	2415	MTO	216
WBGR18-24	1228	MTO	221
WBGR24-18	1279	MTO	200
WBGR24-22	1279	MTO	204
WBGR24-24	1384	MTO	221
WBIC15-19	425	MTO	215
WBIC15-24	528	MTO	215
WBIC30-19	425	MTO	215
WBIC30-24	528	MTO	215
WBIC45-19	425	MTO	215
WBIC45-24	528	MTO	215
WBIC60-19	425	MTO	215
WBIC60-24	528	MTO	215
WBIC75-19	530	MTO	215
WBIC75-24	649	MTO	215
WBOB24-19	1228	MTO	216
WBOB24-24	1384	MTO	216

100 Industrial Boulevard, Clayton, DE 19938-8903 U.S.A.
Phone: 800-441-8440 or 302-653-3000. Fax: 302-653-2065
http://www.eaglegrp.com

EAGLE GROUP
Profit from the Eagle Advantage®

Part List Number	Price	MTO/ MTS	Page No.
WBOB30-19	1366	MTO	216
WBOB30-24	1538	MTO	216
WBOB36-19	1504	MTO	216
WBOB36-24	1696	MTO	216
WBOB42-19	1650	MTO	216
WBOB42-24	1851	MTO	216
WBOB48-19	1790	MTO	216
WBOB48-24	2007	MTO	216
WBOC15-19	425	MTO	215
WBOC15-24	528	MTO	215
WBOC30-19	425	MTO	215
WBOC30-24	528	MTO	215
WBOC45-19	425	MTO	215
WBOC45-24	528	MTO	215
WBOC60-19	425	MTO	215
WBOC60-24	528	MTO	215
WBOC75-19	530	MTO	215
WBOC75-24	649	MTO	215
WCH-36	4410	MTO	102
WCH-48	4778	MTO	102
WCH-60	5479	MTO	102
WCH-72	6137	MTO	102
WCH-96	6875	MTO	102
WCO-36	2993	MTO	102
WCO-48	3448	MTO	102
WCO-60	3772	MTO	102
WCO-72	4224	MTO	102
WCO-96	4730	MTO	102
WCS-36	4096	MTO	102
WCS-48	4488	MTO	102
WCS-60	5190	MTO	102
WCS-72	5812	MTO	102
WCS-96	6509	MTO	102
WDR203608-A	222	MTS	34,250
WDR203612-A	222	MTS	34,250
WDR204808-A	258	MTS	34,250
WDR204812-A	258	MTS	34,250
WDR206008-A	291	MTS	34,250
WDR206012-A	291	MTS	34,250
WDR243608-A	251	MTS	34,250
WDR243612-A	251	MTS	34,250
WDR244808-A	282	MTS	34,250
WDR244812-A	282	MTS	34,250
WDR246008-A	325	MTS	34,250
WDR246012-A	325	MTS	34,250
WM108APR	557	MTO	106
WM108PR	765	MTO	106
WM120APR	564	MTO	106
WM120PR	810	MTO	106
WM132APR	654	MTO	106
WM132PR	823	MTO	106
WM144APR	701	MTO	106
WM144PR	1034	MTO	106
WM1836	72	MTS	37
WM1848	94	MTS	37
WM1860	108	MTO	37
WM2448	109	MTO	37
WM2472	126	MTO	37
WM2484	151	MTO	37
WM2496	160	MTO	37
WM3354	184	MTO	37
WM36APR	234	MTS	106
WM36PR	270	MTO	106
WM4848	179	MTS	37
WM48APR	244	MTS	106
WM48PR	325	MTS	106
WM60APR	279	MTS	106
WM60PR	348	MTS	106
WM72APR	357	MTS	106
WM72PR	443	MTS	106
WM84APR	376	MTO	106
WM84PR	480	MTO	106
WM96APR	462	MTS	106
WM96PR	682	MTS	106
WPR-FL-36	840	MTO	249
WPR-SL-36	897	MTO	249
WR14-BL	21	MTO	46,68
WR14-C	21	MTO	46,68
WR14-R	21	MTO	46,68
WR14-W	21	MTO	46,68
WR1840C	971	MTO	76
WR18-BL	23	MTO	30,46, 68,73
WR18-C	23	MTO	30,46, 68,73
WR18-R	23	MTO	46,68
WR18-V	24	MTO	30,73
WR18-VG	24	MTO	30,73
WR18-W	23	MTO	46,68
WR18-Z	20	MTO	30,73
WR24-BL	24	MTO	46,68
WR24-C	24	MTO	46,68
WR24-R	24	MTO	46,68
WR24-W	24	MTO	46,68
WR30-BL	25	MTO	46,68
WR30-C	25	MTO	46,68
WR30-R	25	MTO	46,68
WR30-W	25	MTO	46,68
WR36-BL	27	MTO	46,68
WR36-C	27	MTO	46,68
WR36-R	27	MTO	46,68
WR36-W	27	MTO	46,68
WS10108-14/3	1023	MTO	100
WS10108-16/3	929	MTO	100
WS10108-16/4	655	MTO	100
WS10120-14/3	1153	MTO	100
WS10120-16/3	1049	MTO	100
WS10120-16/4	686	MTO	100
WS1024-14/3	514	MTO	100
WS1024-16/3	466	MTO	100
WS1024-16/4	398	MTO	100
WS1024TL	174	MTS	100
WS1036-14/3	580	MTO	100
WS1036-16/3	527	MTO	100
WS1036-16/4	428	MTS	100
WS1036TL	185	MTS	100
WS1048-14/3	615	MTO	100
WS1048-16/3	561	MTO	100
WS1048-16/4	432	MTS	100
WS1048TL	212	MTS	100
WS1060-14/3	680	MTO	100
WS1060-16/3	620	MTO	100
WS1060-16/4	463	MTS	100
WS1060TL	239	MTS	100
WS1072-14/3	743	MTO	100
WS1072-16/3	677	MTO	100
WS1072-16/4	493	MTS	100
WS1084-14/3	805	MTO	100
WS1084-16/3	734	MTO	100
WS1084-16/4	519	MTO	100
WS1096-14/3	932	MTO	100
WS1096-16/3	847	MTO	100
WS1096-16/4	601	MTO	100
WS12108-14/3	1105	MTO	100
WS12108-16/3	1007	MTO	100
WS12108-16/4	727	MTO	100
WS12120-14/3	1171	MTO	100
WS12120-16/3	1064	MTO	100
WS12120-16/4	758	MTO	100
WS12-19	1167	MTO	212
WS12-24	1215	MTO	212
WS1224-14/3	549	MTO	100
WS1224-16/3	499	MTS	100
WS1224-16/4	428	MTO	100
WS1224TL	186	MTS	100
WS1236-14/3	614	MTO	100
WS1236-16/3	560	MTS	100
WS1236-16/4	460	MTS	100
WS1236TL	198	MTS	100
WS1248-14/3	660	MTO	100
WS1248-16/3	599	MTS	100
WS1248-16/4	471	MTS	100
WS1248TL	229	MTS	100
WS1260-14/3	726	MTO	100
WS1260-16/3	661	MTS	100
WS1260-16/4	502	MTS	100
WS1260TL	256	MTS	100
WS1272-14/3	793	MTS	100
WS1272-16/3	723	MTS	100
WS1272-16/4	536	MTS	100
WS1284-14/3	864	MTO	100
WS1284-16/3	785	MTS	100
WS1284-16/4	568	MTS	100
WS1296-14/3	943	MTO	100
WS1296-16/3	859	MTS	100
WS1296-16/4	665	MTS	100
WS14-15	882	MTO	212
WS18-19	1241	MTO	212
WS18-24	1296	MTO	212
WSC12-24	1653	MTO	212
WSD14-15	1232	MTO	212
WSP10108	1176	MTO	100
WSP10120	1203	MTO	100
WSP10132	1274	MTO	100
WSP10144	1302	MTO	100
WSP1036	724	MTO	100
WSP1048	740	MTO	100
WSP1060	772	MTO	100
WSP1072	799	MTO	100
WSP1084	838	MTO	100
WSP1096	896	MTO	100
WSP12108	1249	MTO	100
WSP12120	1278	MTO	100
WSP12132	1344	MTO	100
WSP12144	1369	MTO	100
WSP1236	751	MTO	100
WSP1248	779	MTS	100
WSP1260	814	MTS	100
WSP1272	846	MTS	100
WSP1284	895	MTO	100
WSP1296	914	MTO	100
WSP15108	1613	MTO	100
WSP15120	1640	MTO	100
WSP15132	1761	MTO	100
WSP15144	1792	MTO	100
WSP1536	982	MTO	100
WSP1548	1002	MTO	100
WSP1560	1258	MTO	100
WSP1572	1346	MTO	100
WSP1584	1418	MTO	100
WSP1596	1486	MTO	100
WSP18108	1880	MTO	100
WSP18120	1909	MTO	100
WSP18132	1945	MTO	100
WSP18144	1975	MTO	100
WSP1836	1176	MTO	100
WSP1848	1195	MTO	100
WSP1860	1258	MTO	100
WSP1872	1346	MTO	100
WSP1884	1460	MTO	100
WSP1896	1547	MTO	100
WSS14-15	882	MTO	212
WSSDI12-15	633	MTO	212
WSW18-24	1828	MTO	212
WT2-208	4510	MTO	157
WT2-240	4510	MTO	157
WT3-208	4923	MTO	157
WT3-240	4923	MTO	157
WT4-208	5595	MTO	157
WT4-240	5595	MTO	157
WT5-208	5910	MTO	157
WT5-240	5910	MTO	157

Prices:

All merchandise will be billed at our current published list prices in ef fect at the time of shipment.

Performance:

All shipping dates are approximate. Fulfillment is always subject to availability of material and to conditions af fecting shipment that are beyond our control. Eagle shall not be held liable for any delay in performance due to reasons beyond our control.

Shortage:

All claims for shortage must be brought to our attention within five (5) business days from date merchandise is received. Please be certain that you receive number of packages signed for .

Cancellations:

Cancellations are not accepted on orders in transit or on custom jobs. Standard orders already in process that are cancelled will be subject to a restocking charge.

Returns:

Custom and modified standard equipment is non-returnable.

Authorization Policy for Standard Returns:
– Previously written approval from Eagle's Customer Service is mandatory on all returns.
– Return authorization must be requested within 60 days from date of shipment.
– Authorized return shipments, in which merchandise is not defective and orders have been properly filled, must be shipped prepaid and properly packaged to prevent merchandise damage.
– Each return authorization number (located on the upper right hand corner of the form), must be written on the outside of each carton returned to Eagle.

Restocking:
– Restocking and equipment repair fees for merchandise damaged during return shipment to Eagle will be withheld from issued credit.
– Returns of made-to-stock merchandise are subject to a 30% restocking fee.
– Returns of standard made-to-order merchandise are subject to a 50% restocking fee.
– $75 net minimum on merchandise returns.

Prints & Drawings:

All prints and drawings submitted with orders are accepted as a final approval in the custom order process. Errors that arise due to incorrect submittals are the responsibility of the customer . There are no cancellations on custom orders.

Concealed Damages:

Eagle's responsibility ceases immediately upon our retaining receipt from the transportation company . If a container shows rough handling, do not give carrier a clear receipt. Upon finding damage while unpacking merchandise; call carrier without further unpacking and have them file a concealed damage report. Follow up by filing a claim with the carrier at once.

Order Approval:

All orders are subject to final approval by Eagle' s home office. Acceptance and/or performance shall be at all times subject to the approval of Eagle's Credit Department. Minimum order $50.00 net.

Order Confirmation:

All telephone orders are checked very carefully with the customer to make certain that orders are entered correctly . Since stock shipments will in most cases be filled before the confirming order is received, customer must assume risk involved in possible error. When confirming telephone orders in writing, please mark order confirming.

Terms:

Discount and discount date are clearly marked at the bottom of each invoice should you be entitled to any discount, subject to current status of your account.

FOB:

All shipments are shipped from FOB point "collect" unless otherwise specified. All orders shipped prepaid and add will receive a 20% administrative surcharge added to the full freight bill.

Monetary values are based on U.S. currency.

100 Industrial Boulevard, Clayton, DE 19938-8903 U.S.A.
Phone: 800-441-8440 or 302-653-3000. Fax: 302-653-2065
http://www.eaglegrp.com

EAGLE GROUP
Profit from the Eagle Advantage®

National Distribution Centers/Freight Information

Distribution Locations (in U.S. only)

For orders/sales, call 1-800-441-8440. The phone numbers of the following distribution points are for pickup information only.

In Delaware (corporate office):
Eagle Group
100 Industrial Blvd.
Clayton, DE 19938
Toll Free Ph: 1-800-441-8440

In Nevada:
Western America Enterprises, Inc.
1280 Southern Way
Sparks, NV 89431
Ph: 775-331-3737

In Texas:
Dallas Distribution
c/o Storage Equipment Co. Inc.
1258 Titan Drive
Dallas, TX 75247
Ph: 214-630-9221

All orders are to be sent to our corporate office . Please call our corporate office to place y our order. All addresses are subject to c hange.

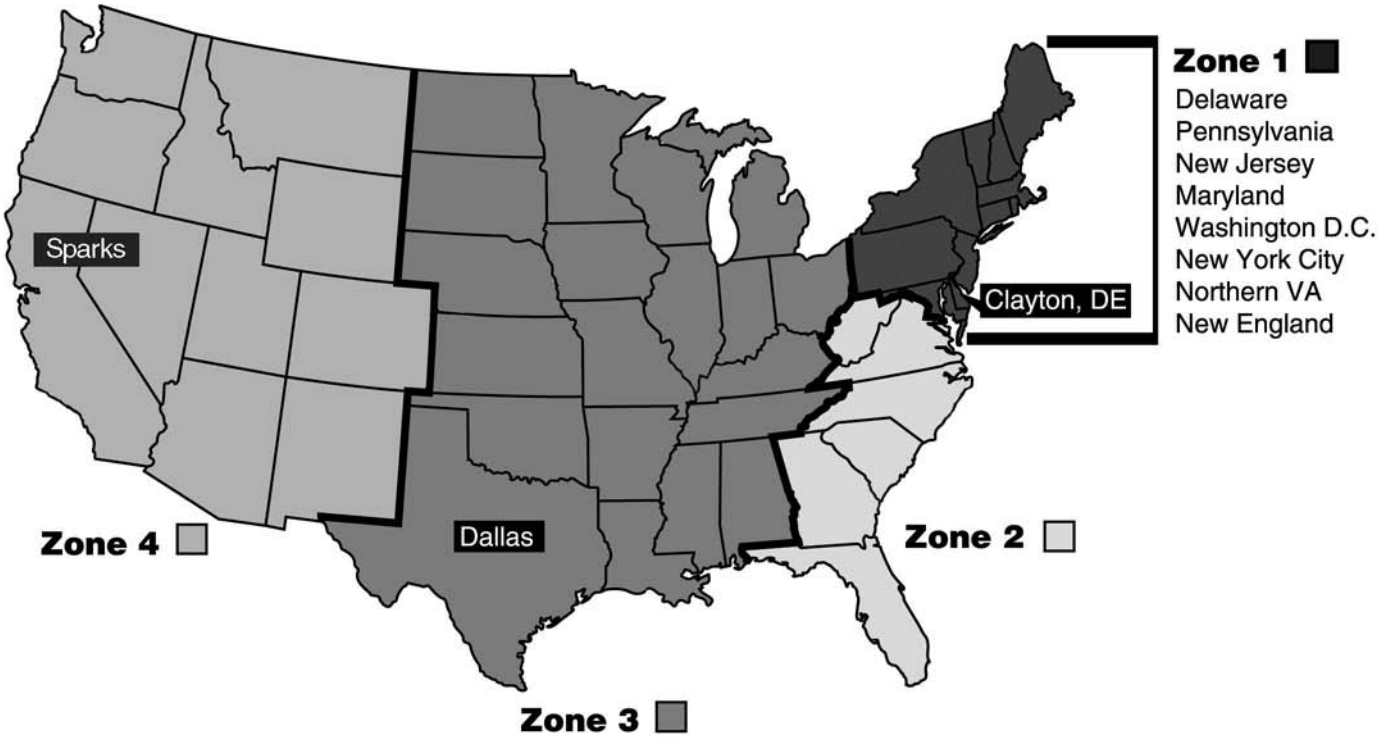

Eagle Group Freight Program

In an effort to help foodser vice dealers cope with the ever-increasing burden of incoming freight, we are pleased to offer a freight program incorporating delivery by Eagle Group trucks. This policy is now in effect and offers the foodser vice dealer several advantages. First, freight damage is eliminated, along with the attendant freight claim problems. Second, cost of freight by Eagle Group trucks is lower than common carrier rates in most cases. See map above for appropriate freight zone.

Freight Policy

Freight minimum

Twelve-piece minimum is required in Zones 2, 3, and 4. Accessor y items, including all handsinks and detachable drainboards, will not count as pieces. Six-piece minimum is required in Zone 1. Some areas may be subject to deliver y restrictions. Please call the factor y for details.

Eagle Foodservice Equipment is a division of Ea gle Group.

The benefits of broadline manufacturing from Eagle:

You do the math.

The Eagle Advantage™ begins right here in our state of the art manufacturing facility – with 14 acres under one roof – where the most comprehensive broadline product offering in the industry takes shape. This all-inclusive design and production capability offers distinct advantages to our customers. Streamlined ordering and shipping substantially reduce freight, receiving, installation and administrative costs.

Supporting it all is a framework of highly responsive customer service representatives, the most innovative, versatile and durable equipment available on the market today, a fleet of company-owned trucks, plus amply stocked distribution centers in strategic locations nationwide - which guarantees product availability and delivery.

Together, it adds up to product excellence enhanced by measurable cost savings and value. We call it *The Eagle Advantage™* and you can profit from it.

EAGLE GROUP®
Profit from the Eagle Advantage®

Foodservice Equipment Division
Phone: (800) 441-8440 • FAX: (302) 653-3036

Corporate Headquarters:
100 Industrial Boulevard • Clayton, DE
19938-8903 USA • Phone: (302) 653-3000

www.eaglegrp.com

MADE IN THE U.S.A.

© 2008 Eagle Group. The Eagle Advantage™ is a trademark of Eagle Group. Although every attempt has been made to ensure the accuracy of the data in this publication, we cannot be responsible for printing or typographical errors or omissions.

Rev 12/07 EG9064