

Champion®

The Dishwashing Machine Specialists

Effective February 1, 2008 Price Schedule



International

	Page
Glasswashers	3
Undercounter Dishwashing Machines.....	4
Door-Type Dishwashing Machines	5
Rack Conveyor Dishwashing Machines	7
Upright Conveyor Dishwashing Machines	12
Pot, Pan and Utensil Warewashing Machines.....	15
Power Wash Sink Systems	18
Circular Conveyor Dishwashing Machines	20
Tray Dryer	20
Waste Handling Systems	20
International Machines	21

***Come see our website at
www.championindustries.com***

***Full listing of spec sheets
and manuals available!***



Ordering Information

When ordering, please supply the following information: Direction of operation (Glasswasher, Rack, Door and Upright Conveyor); Type of tank heat; Voltage, cycle and phase; Specials or options. All prices are suggested list, ex. works, except for Pot and Pan machines listed on pages 14 and 15 which are ex. works, Clearwater, Florida. Freight classification 92.5 with the exception of PP-3. Terms are net 30 days from date of invoice. All specifications are subject to change without notice. All orders are subject to approval and acceptance by factory. Prices do not include federal, municipal, or other taxes.

NON STANDARD VOLTAGES: Contact Factory for availability and price. NOTE: Options prices apply only when ordered with machine.



Glasswashers



- CG**
- 12" glass clearance
 - 3 built-in chemical dispensers
 - Self-flushing wash chamber
 - Internal upper drain screen
 - Cool fresh water rinse
 - Approx. 1000, 2-1/2" glasses/hr.



- CG4 and CG6**
- Fully automatic operation
 - 3 built-in chemical dispensers
 - 140°F wash
 - Cool fresh water rinse
 - Approx. 2000, 2-1/2" glasses/hr.
 - Right-to-left or left-to-right operation

Rotary Models		Approximate Shipping Wt.	Suggested List Price
CG	Rotary glasswasher	204 lbs.	\$ 9550
CG-1	Rotary glasswasher	204 lbs.	9550
CG-2CCW	Rotary glasswasher – counter clockwise	204 lbs.	9550
CG-70A	Drain tray and waste collector for rotary glasswasher	8 lbs.	360

Pass Thru Models		Approximate Shipping Wt.	Suggested List Price
CG4	Pass thru glasswasher	227 lbs.	\$ 13025
CG6	Pass thru glasswasher	297 lbs.	14090

**Specify left-to-right or right-to-left operation when ordering.*

Options		Approximate Shipping Wt.	
CG12	Stainless steel splash guards for CG4 (2)	Shipped with machine	\$ 250
CG24	Stainless steel splash guards for CG6 (2)	Shipped with machine	285
CG46C	Hand sink & wet waste receiver with legs	54 lbs.	1805
CG48	Stainless steel back for CG4	Shipped with machine	420
CG72	Stainless steel back for CG6	Shipped with machine	475
Kit 264	Washdown hose	4 lbs.	250
Kit 332	Casters – set of 4; 2 locking, 2 stationary	5 lbs.	610
CG47	Drain tray and waste collector	2 lbs.	240
	Quick disconnect package (includes casters)	10 lbs.	735

Glasswasher Warranty: One (1) year parts – 90 days labor.

NON STANDARD VOLTAGES: Contact Factory for availability and price. NOTE: Options prices apply only when ordered with machine.



Undercounter Dishwashing Machines

Standard Features

- NEW "Shear Energy"— a reduction in energy requirements while maximizing performance.
- NEW "Multi-Phase"— allows for infield conversion from single to three phase with ease
- Pumped drain
- Extended wash switch (UH170/UH200 only)
- Top-mounted slide-out control cabinet
- Door safety switch
- 1-Hp wash pump motor
- Built-in booster heater (High Temp Only)
- 90-second time cycle (UH170/UH200 only)
- Detergent and rinse pump standard
- Top and side panels standard
- (1) peg rack and (1) flat rack
- ★ **Rinse Sentry** monitors the booster temperature and automatically extends the cycle time to ensure 180°F final rinse. (High Temp Only)



(UH170B Shown)



Undercounter – High Temperature w/Booster		Standard Voltages	Approx. Ship. Wt.	Booster Rise	Suggested List Price
UH-100B	Hot water, with built-in booster, fill and dump	208-240/60/1	215 lbs.	40°F	\$ 4860
				70°F	5210
UH-170B	Hot water, with built-in booster, fresh water rinse Analog controls – ENERGY STAR® Qualified	208-240/60/1	215 lbs.	40°F	6020
				70°F	6370
UH-200B	Hot water, with built-in booster, fresh water rinse solid state controls – ENERGY STAR® Qualified	208-240/60/1	215 lbs.	40°F	6830
				70°F	7175
Undercounter – High Temperature w/o Booster		Standard Voltages	Approx. Ship. Wt.		Suggested List Price
UH-100	Hot water, no booster, fill and dump	208-240/60/1	215 lbs.		\$ 4530
UH-170	Hot water, no booster, fresh water rinse, analog controls	208-240/60/1	215 lbs.		5690
UH-200	Hot water, no booster, fresh water rinse, solid state controls	208-240/60/1	215 lbs.		6500
Undercounter – Low Temperature		Standard Voltages	Approx. Ship. Wt.		Suggested List Price
UL-100	Low temp, no booster, fill and dump	115/60/1	198 lbs.		\$ 4630
Options			Approx. Ship. Wt.		Suggested List Price
1-RDT table system with scrapping/soaking sink, lower cabinet, removable scrap screen holder (specify direction: sink right OR left of machine)			167 lbs.		\$ 2795
Overshelf for 1-RDT			10 lbs.		870
Sprayhose for 1-RDT			15 lbs.		535
Racks, additional peg or flat racks (specify type)			each	7 lbs.	85
6" legs to provide nominal 22" working height (set of 4)				15 lbs.	450
16" stainless steel stand to provide nominal 32" working height				20 lbs.	840
Water pressure regulating valve (unmounted)				2 lbs.	240
Drain water tempering kit					530
3 phase wiring (Pre-wired at factory) (UH-200B and UH-170B only)					155
1" Casters					Contact Factory

NON STANDARD VOLTAGES: Contact Factory for availability and price. NOTE: Options prices apply only when ordered with machine.



Door-Type Dishwashing Machines

Standard Features

- Automatic tank fill
- Control circuit, 120-Volt
- Built-in stainless steel electric booster (D-HB)
- Detergent/chemical connection provisions
- Door safety switch
- Automatic drain valve
- Stainless steel enclosure panels
- High-pressure 1 or 1.4 Hp pump motor
- Interchangeable upper and lower spray arms
- Low-water tank heat cut-off
- Tank heat, electric (Steam Injector or Steam Coil optional)
- Top-mounted splash-proof control cabinet
- Racks: 1 peg rack and 1 flat rack



High Temperature		Standard Voltages	Approx. Ship. Wt.	Suggested List Price
D-HB	Electric, with built-in Booster	208-240/60/1 or 208-240/60/3 or 480/60/3	350 lbs.	\$ 12570
	Electric (40°F rise) ENERGY STAR® Qualified			
	Electric (70°F rise) ENERGY STAR® Qualified	208-240/60/3 or 480/60/3	350 lbs.	12925
	Steam Coil or Steam Injector with Steam Booster (40-70°F rise) ENERGY STAR® Qualified	208-240/60/1 or 208-240-60/3 or 408/60/3	350 lbs.	15295
DH-1000	Electric, with built-in Booster	208-240/60/1 or		9670
	Electric (40°F rise)	208/240/60/3		
	Electric (70°F rise)	208-240/60/3		9980
D-H1	Electric, without Booster ENERGY STAR® Qualified	115/60/1 or	325 lbs.	10200
	Steam Injector or Steam Coil without Booster ENERGY STAR® Qualified	208-240/60/1 or 208-240-60/3 or		11355
	Single source gas heat system (40°F or 70°F rise) ENERGY STAR® Qualified	480/60/3	825 lbs.	<i>(gas)</i> 23705
Low Temperature		Standard Voltages	Approx. Ship. Wt.	Suggested List Price
D-LF	Low temperature fresh water rinse	115/60/1	325 lbs.	10795
	Electric	208-240/60/1 or 208-240-60/3		
DL-1000	Low temperature fill & dump, hood-type machine with three (3) built-in chemical dispensing pumps	115/60/1	325 lbs.	6505

Options	Suggested List Price
For Corner Application (D-HB, D-H1, D-LF only)	Add 240
Drain water tempering kit (unmounted) (DHB, DH-1, DH1000 only)	1080
Peg or Flat Racks (specify type)	<i>each</i> 85
Water pressure regulating valve (unmounted) Standard on D-HB model	240
Vent fan control switch (DHB, D-H1, D-LF only)	180
Detergent and rinse aid pumps (DH1000 only)	780

NOTE: Machine must be ordered as a Straight-through or Corner Application (DH-1000, DL-1000 field conversion).

NON STANDARD VOLTAGES: Contact Factory for availability and price. NOTE: Options prices apply only when ordered with machine.



Door-Type Dishwashing Machines

Standard Features

- Large 27" opening for trays, sheet pans or 60-quart mixing bowl
- Adjustable cycle selector
- Automatic tank fill
- Built-in stainless steel Electric Booster (D-HBT)
- Automatic drain valve
- Door-activated cycle start
- Electric tank heat
- Low-water tank heat protection
- 2-Hp drip-proof pump motor
- Door safety switch
- Interchangeable upper and lower spray arms
- Stainless steel enclosure panels
- Detergent/chemical connection provisions
- Racks: 1 peg rack and 1 flat rack



High Hood		Standard Voltages	Approx. Ship. Wt.	Suggested List Price
D-HBT	Electric Booster (40°F rise) ENERGY STAR® Qualified	208/60/1; 240/60/1 208/60/3; 240/60/3 480/60/3	400 lbs.	\$ 16080
	Electric Booster (70°F rise) ENERGY STAR® Qualified	208/60/3; 240/60/3 480/60/3	400 lbs.	16485
	Steam Coil or Steam Injector Steam Booster (40-70°F rise) (Externally mounted) ENERGY STAR® Qualified	208/60/1; 240/60/1 208/60/3; 240/60/3 480/60/3	400 lbs.	18795
D-H1T	Electric (no Booster) ENERGY STAR® Qualified	208/60/1; 240/60/1 208/60/3; 240/60/3 480/60/3	350 lbs.	13975
	Steam Coil or Steam Injector (no Booster) ENERGY STAR® Qualified	208/60/1; 240/60/1 208/60/3; 240/60/3	350 lbs.	14785
	Single Source Gas (40° or 70°F rise) ENERGY STAR® Qualified	115/60/1; 208/60/1; 240/60/1; 208/60/3; 240/60/3; 480/60/3		28040

Options	Suggested List Price
For Corner Application	Add 240
Drain water tempering kit (unmounted)	1080
Peg or flat racks (specify type)	(each) 85
Sheet pan rack	(each) 230
Vent fan control switch	180
Water pressure regulating valve (unmounted – standard on DHB-T)	240
NOTE: Machine must be ordered as a Straight-through or Corner Application.	

NON STANDARD VOLTAGES: Contact Factory for availability and price. NOTE: Options prices apply only when ordered with machine.




Rack Conveyors **E-SERIES**

Standard Features

- **ENERGY STAR® Qualified**
- One-piece stainless steel upper & lower spray arm assemblies
- Standard vertical opening accommodates 18" x 26" sheet pans
- Wide 26" leakproof doors, internally-fitted
- Anti-jam conveyor drive system
- Energy Sentinel (Idle pump shut-off)
- Convenient top-mounted controls
- Sloped internal surfaces for efficient water return to wash tank
- Automatic tank fill
- Common utility connections
- Door safety switch

- Door activated drain closures
- Enclosure panels (front & sides)
- Splash shields
- Low-water tank heat protection
- Rinse-saver device
- Stainless steel heavy-gauge construction, including base and feet
- Electric tank heat
- Wash pump 2 Hp motor
- Stainless steel pump & impeller
- Internal removable scrap basket

Circulating 300 gallons per hour with only 112 gallons actual fresh water consumption



Model 44DR
 Shown with optional vent cowls

High Temperature	DualRinse[®]	Approx. Ship. Wt.	Suggested List Price
Single Tank			
<i>Model 44 DR (44" single tank, dual rinse)</i> ENERGY STAR® Qualified		600 lbs.	\$ 18530
<i>Model 44 DRWS (44" WS, water saver dual rinse)</i> ENERGY STAR® Qualified		600 lbs.	18530
<i>Model 54 DR (54" single tank, dual rinse)</i> ENERGY STAR® Qualified		650 lbs	23950
Single Tank with 22" Prewash			
<i>Model 66 DRPW (44" w/22" prewash, dual rinse)</i> ENERGY STAR® Qualified		700 lbs.	26895
<i>Model 66 DRWSPW (44" WS w/22" prewash, dual rinse)</i> ENERGY STAR® Qualified		700 lbs.	26895
<i>Model 76 DRPW (54" w/22" prewash, dual rinse)</i> ENERGY STAR® Qualified			33110
Single Tank with 26" Front Feed			
<i>Model 70 DRFFPW (44" single tank, front feed dual rinse)</i> ENERGY STAR® Qualified		800 lbs.	32080
<i>Model 70 DRWSFFPW (44" single tank w/front feed & prewash, dual rinse)</i> ENERGY STAR® Qualified		800 lbs.	32080
<i>Model 80 DRFFPW (54" single tank w/front feed & prewash, dual rinse)</i> ENERGY STAR® Qualified		900 lbs.	37045
Single Tank with 36" Heavy Duty Prewash			
<i>Model 80 DRHDPW (44" single tank w/36" prewash, dual rinse)</i> ENERGY STAR® Qualified		700 lbs.	30090
<i>Model 80 DRWSHDPW (44" w/36" heavy duty prewash, dual rinse)</i> ENERGY STAR® Qualified		700 lbs.	30090
<i>Model 90 DRHDPW (54" w/36" heavy duty prewash, dual rinse)</i> ENERGY STAR® Qualified		800 lbs.	35054

NON STANDARD VOLTAGES: Contact Factory for availability and price. NOTE: Options prices apply only when ordered with machine.





Rack Conveyors



	Approx. Ship. Wt.	Suggested List Price
*High Temperature – Single Tank		
<i>Model 44 (44" single tank, final rinse)</i>	600 lbs.	\$ 18030
<i>Model 44-WS Gas Single Source (44" single tank, gas)</i>	1100 lbs.	Contact Factory
<i>Model 44-WS (44" single tank, water saver)</i>	600 lbs.	18030
Single Tank with 22" Prewash		
<i>Model 66 PW (44" single tank with 22" prewash)</i>	700 lbs.	26590
<i>Model 66-WSPW Gas Single Source (66" single tank, gas)</i>	1200 lbs.	Contact Factory
<i>Model 66-WSPW (44" single tank water saver with 22" prewash)</i>	700 lbs.	26590
Single Tank with 36" Heavy Duty Prewash		
<i>Model 80 HDPW (44" single tank, with 36" heavy duty prewash)</i>	700 lbs.	29195
<i>Model 80 WSHDPW (44" single tank water saver with 36" heavy duty prewash)</i>	800 lbs.	29195
Single Tank with 26" Front Feed Prewash		
<i>Model 70 FFPW (44" single tank, with 26" front feed prewash)</i>	800 lbs.	31205
<i>Model 70 WSFFPW (44" single tank water saver with 26" front feed prewash)</i>	800 lbs.	31205
*High Temperature – Two Tank		
<i>Model 64 (64" two tank) ENERGY STAR[®] Qualified</i>	865 lbs.	\$ 34775
<i>Model 72 (72" two tank)</i>	900 lbs.	39100
<i>Model 84 (84" two tank) ENERGY STAR[®] Qualified</i>	950 lbs.	41080
Two Tank with 22" Prewash		
<i>Model 86 PW (64" two tank with 22" prewash) ENERGY STAR[®] Qualified</i>	1015 lbs.	44720
<i>Model 94 PW (72" two tank with 22" prewash)</i>	1035 lbs.	47520
<i>Model 106 PW (84" two tank with 22" prewash) ENERGY STAR[®] Qualified</i>	1055 lbs.	48235
Two Tank with 36" Heavy Duty Prewash		
<i>Model 100 HDPW (64" two tank with 36" prewash, heavy duty) ENERGY STAR[®] Qualified</i>	1265 lbs.	45325
<i>Model 120 HDPW (84" two tank with 36" prewash, heavy duty) ENERGY STAR[®] Qualified</i>	1295 lbs.	51145
Two Tank with 26" Front Feed Prewash		
<i>Model 90 FFPW (64" two tank w/26" front feed prewash) ENERGY STAR[®] Qualified</i>	900 lbs.	45180
<i>Model 110 FFPW (84" two tank w/26" front feed prewash) ENERGY STAR[®] Qualified</i>	1000 lbs.	50465
*Low Temperature		
<i>44LT (44" single tank)</i>	600 lbs.	18890
<i>66LTPW (44" with 22" prewash)</i>	700 lbs.	27860

Above models available in any of the following voltages: 208/60/1; 240/60/1; 208/60/3; 240/60/3; 480/60/3.

*When ordering, please specify the direction of operation, voltage and phase.

NON STANDARD VOLTAGES: Contact Factory for availability and price. NOTE: Options prices apply only when ordered with machine.





Rack Conveyors

E-SERIES

Tank Heat (specify one)		Suggested List Price
Electric with thermostat and low-water cutoff		Standard – No Charge
SST closed steam coil or injector with thermostat and low-water cutoff		
Single tank (E-Series, 44 Series)		\$ 1450
Two tank (E-Series, 64, 72 and 84 Series)		1855
For recirculated hot water coil heat		Contact Factory
Options		Suggested List Price
Blower-dryer including 48" hood, table legs and pawl bar assembly (Shipping Wt.: 600 lbs.)		19300
Cold water thermostat for prewash section		925
Drain water tempering kit (unmounted)		1080
Vent fan control switch		180
Racks: Peg or flat racks (specify type)	<i>each</i>	85
24" vertical clearance		Contact Factory
Stainless steel vent cowl with 7" stack and locking dampers	<i>each</i>	630
Steam pressure regulating valve (unmounted)		Contact Factory
Table limit switch (unmounted) (recommended on all rack conveyor installations)		295
Water pressure regulating valve (unmounted; standard with booster; standard with LT and Water Saver Series)		240
Booster Heaters		Suggested List Price
(Shipping Weight: 150 lbs.) All prices reflect mounted and piped boosters.		
E-Series Electric	40°F rise only	\$ 3710
44, 64, 72 & 84 Series Models	70°F rise	4980
E-Series Electric	40°F rise	3130
Water Saver Models & DR Models	70°F rise	3710
E-Series Steam	40°F rise	3710
	70°F rise	4170

NOTE: For low pressure steam applications, contact Factory.

NON STANDARD VOLTAGES: Contact Factory for availability and price. NOTE: Options prices apply only when ordered with machine.

Modular Series Rack Conveyors



Standard Features

- Automatic tank fill
- Common utility connections
- Control circuit, 120-Volt
- Door safety switch
- Door-activated drain closure
- Stainless steel enclosure panels
- Energy Sentinel (idle pump shut-off)
- Rinse saver device
- Vent fan control
- Separate 1/4-Hp conveyor drive motor
- Splash-proof top-mounted controls
- Electric tank heat (with low water tank heat cut-off)
- Total stainless steel construction
- 1-Hp prewash pump motor
- 2-Hp wash/rinse pump motors
- Racks: 2 peg racks and 1 flat rack

	Suggested List Price
*High Temperature – Single Tank	
44 Modular Series (Corner Application)	Contact Factory
64 Modular Series (Corner Application)	Contact Factory
Vertical clearance through machine: 24"	Contact Factory
Tank Heat (specify one)	Suggested List Price
Electric with thermostat and low-water cutoff	Standard – No Charge
SST closed steam coil or injector with thermostat and low-water cutoff	
Single tank (44 Series)	\$ 1450
Two tank (64 and 72 Series)	1855
For recirculated hot water coil heat	Contact Factory
Options	Suggested List Price
Cold water thermostat for prewash section	925
Drain water tempering kit (unmounted)	1080
Vent fan control switch	180
Racks: Peg or flat racks (specify type)	<i>each</i> 85
Stainless steel vent cowl with 7" stack and locking dampers	<i>each</i> 630
Steam pressure regulating valve (unmounted)	Contact Factory
Table limit switch (unmounted) (recommended on all rack conveyor installations)	295
Water pressure regulating valve (unmounted; standard with booster)	240
Booster Heaters (Shipping Weight: 150 lbs.) All prices reflect mounted and piped boosters.	Suggested List Price
Electric Modular Machines	
40°F rise only	3710
70°F rise	4980
Steam Booster	
40°F rise only	3710
70°F rise	4170

NOTE: For low pressure steam applications, contact Factory. Contact factory for shipping weights.

NON STANDARD VOLTAGES: Contact Factory for availability and price. NOTE: Options prices apply only when ordered with machine.



Rack Conveyor Machine Options

Model MRC 90
 90° Motorized
 Rack Curve
*(Must be ordered with
 Roller Conveyor Table)*



Model MRC 180
 180° Motorized
 Rack Curve
*(Must be ordered with Roller
 Conveyor Table)*



Cantilever
 Sideloader
(No hood)

Model RCT 64 or
 RCT 84
 Roller
 Conveyor Table



Rack Conveyor Machine Systems		Approx. Ship. Wt.	Suggested List Price
MRC 90 – 90° Motorized Rack Curve (For use with a Roller Conveyor Table only)		150 lbs.	\$ 9190
MRA 90 – 90° Motorized Rack Advance (115/60/1 separate connection)		150 lbs.	7780
MRC 180 – 180° Motorized Rack Curve (For use with a Roller Conveyor Table only)		250 lbs.	11525
MRA 180 – 180° Motorized Rack Curve (115/60/1 separate connection)		250 lbs.	10530
RCT 64 – 64" Roller Conveyor Table (mobile or stationary)		90 lbs.	4215
RCT 84 – 84" Roller Conveyor Table (mobile or stationary)		115 lbs.	5095
Non-standard lengths (Must be ordered in 10" increments)			Contact Factory
Cantilever Sideloader			
No Hood	24"		4450
	30"		5440
With Hood	24"		5555
	30"		6735
Extended Pawl Bar (extended drive unit)			800

NOTE: Consult Factory for booster location when ordering Rack Advance and Roller Tables.


NON STANDARD VOLTAGES: Contact Factory for availability and price. NOTE: Options prices apply only when ordered with machine.



Upright Conveyor (EUC) Series

Standard Features

- **Exclusive Dual Rinse Technology**
- All-purpose 29"-wide peg belt (*SlimLine* 24" belt available)
- Automatic tank fill
- Chemical dispensing equipment connection provisions
- Choice of tank heat: electric, steam coils or direct steam injectors
- Common hot water connection
- Common drain connection
- Common electric connection (separate connection required for optional electric booster and blower-dryer)
- One piece stainless steel wash/rinse manifold system, easy to remove
- Door safety switch
- Electric eye energy sentinel (idle pump shut-off)
- Easy-to-reach top-mounted controls
- Heavy-gauge stainless construction
- Low-water tank heat protection
- Push-button start-stop station – load end
- Recirculating flushing nozzles – load end with prewash
- Rinse saver device
- Conveyor shut-off shelf – unload end
- Stainless steel enclosure panels – front & ends



(EUCCW8 Dual Rinse Shown)


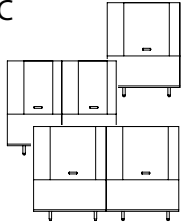
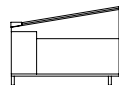
General Information

The Champion Upright Conveyor dishwashing machines consist of modular sections: load, prewash, wash-rinse, Dual Rinse and unload. Each section is available in a choice of lengths to provide maximum space, labor and production efficiency.

To accommodate various production levels and ware sizes, select from two (2) conveyor widths.

EUCC Series: 24" wide conveyor belt.

EUCCW Series: 29" wide conveyor belt.

Sectional Construction	
A 	* LOAD A 2.5 ft. minimum length. For more loading area, order in 1 ft. increments. * 2.5 ft. load is of cantilever design
	PREWASH B 2.5 2.5 ft. prewash with standard external scrap basket and 1-Hp pump motor. B4 4 ft. prewash with optional external scrap basket. 3-Hp pump motor is standard.
C 	WASH – RINSE C4 4 ft. wash for CW and C Series (Contact factory for application) C6 6 ft. wash-rinse combination for CW and C Series C8 8 ft. wash-rinse combination for CW and C Series
	DUAL – RINSE / UNLOAD D2 2 ft. Water Saver Section (EUC Series only) D5 5 ft. Unload Section (minimum) Minimum 5 ft. length (Contact factory for application) Additional length available in 1 ft. increments for greater drying efficiency.
	

NON STANDARD VOLTAGES: Contact Factory for availability and price. NOTE: Options prices apply only when ordered with machine.



Upright Conveyor (EUC) Series

Modular Sections For EUC Series Dishwashing Machines

LOAD (A)	2.5' load (minimum load section) (3 ft. load section is a cantilever design) Additional lengths available in 1 ft. increments	
PREWASH (B)	2.5' prewash with external scrap basket (standard)	
	4' prewash without external scrap basket with external scrap basket	
WASH-RINSE (C)	4' wash (contact factory for application) without external scrap basket with external scrap basket	
	6' wash-rinse combination without external scrap basket with external scrap basket on wash and/or rinse	
	8' wash-rinse combination without external scrap basket with external scrap basket on wash and/or rinse	
	DUAL RINSE/ UNLOAD (D)	5' unload (5' minimum unload section) (contact factory for application) Additional lengths available in 1 ft. increments
	Approximate	EUCC Series: 150 lbs. per foot
	Shipping Weight:	EUCCW Series – Dual Rinse Series: 175 lbs. per foot

Standard Tank Heat (specify one)

- Electric heaters with thermostat and positive low-water cut-off
- Closed stainless steel coils with thermostat and positive low-water cut-off
- Steam injectors with thermostat and positive low-water cut-off

NOTE: Built-in steam boosters as well as built-in electric boosters are available on all unload sections.
Booster optional Built-in steam booster requires a minimum 6ft. unload

For Pricing on Upright Conveyors – Contact Factory

NON STANDARD VOLTAGES: Contact Factory for availability and price. NOTE: Options prices apply only when ordered with machine.



Upright Conveyor (EUC) Series

C and CW Options

- Back panel, stainless steel
- Belts, All purpose peg belt standard
 - Flat belt
 - Cup belt
 - Insulated tray belt
 - Silverware belt
 - Belts with upper rods
 - BELTS – ANY COMBINATION OF ABOVE
 - (Belt with all stainless steel components for Correctional applications – Special Order only)
- Bumper rail – machine mounted
- Cold water thermostat (for prewash)
- Conveyor, variable speed, electric
- Doors, 1-piece liftout for low ceiling installations
- Drain interlock switches
- Insulated hoods, insulated lower panels
- Motor, pump, 3-Hp optional in lieu of 1-Hp on 2.5 ft. prewash
- Split unload (D section)
- Start/Stop station, unload end
- Steam pressure regulating valve (unmounted)
- Water pressure regulating valve (mounted) (standard with built-in booster)

CHAMPION STEAM BOOSTER – (Built-in) (Shipping Weight: 75 lbs.)
EUCC/EUCCW (40°F max. rise) EUCC/EUCCW (70°F max. rise)

CHAMPION ELECTRIC BOOSTERS – (Built-in) (Shipping Weight: 150 lbs.)
EUCC/EUCCW (40°F max. rise) EUCC/EUCCW (70°F max. rise)

NOTE: Electric boosters – contact Factory for location
Available voltages: 208/60/3; 240/60/3; 480/60/3
For non-standard voltages, contact Factory

Installation Supervision (within the Continental U.S.): Provided by factory authorized personnel at no additional cost for ONE day during regular working hours only. The warranty will begin after factory supervision and approval is completed. Subject to standard warranty terms.

Allow 2 weeks for scheduling Factory supervision.

★ ★ Please contact factory for information on our W-6 Upright Conveyor ★ ★

For Pricing on Upright Conveyor Options – Contact Factory

NOTE: Options prices apply only when ordered with machine.

NON STANDARD VOLTAGES: Contact Factory for availability and price. NOTE: Options prices apply only when ordered with machine.



Pot, Pan & Utensil Warewashing Machines

Standard Features

- Tank heater electric (steam coil or steam injector optional)
- Low-water tank heat cut-off
- 7.5-Hp drip-proof wash pump motor
- Control circuit, 120-Volt
- Counter-balanced door system
- Detergent/chemical connection provisions
- Door safety switch on each door
- Stainless steel enclosure panels (front and sides)
- Interchangeable upper and lower wash and rinse arms
- Fully-automatic wash and rinse cycle
- External lift-out refuse basket
- Recessed, front-mounted controls
- Integral 6" shelf on front-loading model
- Hold-down grid for light ware protection
- Automatic tank fill
- Vent connection, 6" diameter

NOTE: When ordering PP-28, specify type and quantity of optional racks required.



PP-28	Standard Voltages	Approx. Ship. Wt.	Suggested List Price
Straight-through, corner or front-loading operation	208-240/60/3 480/60/3	800 lbs.	\$ 27775

Tank Heat (specify one)

Electric heat with thermostat and low-water cut-off	Standard – No Charge
Stainless steel closed steam coil with thermostat and low-water cut-off	1830

Options	Approx. Ship. Wt.	Suggested List Price
Exhaust fan (1/3-Hp)	65 lbs.	2170
Rack: Bake sheet, stainless steel		695
Rack: Basket, stainless steel		850
Rack: Counter pan, stainless steel		695
Rack: General utility, stainless steel		695
Steam pressure regulating valve (unmounted)		Contact Factory
Water pressure regulating valve (unmounted) (Standard with built-in booster)		250

Booster Heaters

(Shipping Weight: 150 lbs.) All prices reflect mounted and piped boosters.		Suggested List Price
Steam (stainless steel)	40°F rise - built-in (externally mounted with cover – corner models)	4140
	70°F rise - built-in (externally mounted with cover – corner models)	6200
Electric (stainless steel)	40°F rise built-in (externally mounted with cover on corner models)	3130
	70°F rise (externally mounted with cover)	5840

NOTE: Options prices apply only when ordered with machine. NOTE: For low pressure steam application, contact Factory.

NON STANDARD VOLTAGES: Contact Factory for availability and price. NOTE: Options prices apply only when ordered with machine.





Pot, Pan and Utensil Machines

Undercounter Washer	Suggested List Price
UTC-6	\$ 12990
Options	Suggested List Price
Steam extraction fan	705
Single phase wash pump motor	705
Additional stainless steel wash racks (<i>each</i>)	630
Stainless steel mesh utensil basket with hinged lid (<i>each</i>)	450

Utensil Washers	Electric Tank Booster Heater Suggested List Price	Steam Tank & Booster Heater Suggested List Price	*Gas Tank & Booster Heater Suggested List Price
Model UTM-10	\$ 22080	\$ 25470	\$ 25470
Model LD-10	22080	25470	25470
Model SD-10	24255	30320	30320
Model LD-12-PT	30200	32380	32380
Model LD-12-CPT	35900	39865	39865
Model LD-20	27530	33420	33420
Model SD-20	26680	28195	28195
Model LD-20-PT	40360	49340	49340
Model SD-36	45820	55375	55375

*All gas heat models have gas booster except UTC-6 and LD-10.

Options	Suggested List Price
Steam extraction fan (All models except LD-20-PT & SD-36)	660
Steam extraction fan (LD-20-PT & SD-36)	1700
Single phase wash pump motor (UTM-10, LD-10, SD-10)	1340
Single phase wash pump motor (LD-12-PT, LD-12-CPT, LD-20, SD-20)	2015
Automatic drain (All models except LD-10)	1645
Stainless steel pumped rinse system with electric/gas/steam coil booster heater (SD-36, LD-20-PT)	4800
Utensil rack with hold-down lid	670
Stainless steel mesh utensil basket with hinged lid	430
Molded plastic utensil basket for small items	90
Stainless steel insert for tray/sheet pans (UTM-10, SD-10, SD-20, SD-36)	485
Stainless steel insert for muffin/cake pans (UTM-10, SD-10, SD-20, SD-36)	485
Tray/sheet pan rack (LD-10, LD-12-PT, LD-12-CPT, LD-20, LD-20-PT)	610
Stainless steel muffin/cake pan rack (LD-10, LD-12-PT, LD-12-CPT, LD-20, LD-20-PT)	610

NON STANDARD VOLTAGES: Contact Factory for availability and price. NOTE: Options prices apply only when ordered with machine.



Pot, Pan and Rack Machines

Rack Washers

- 1527-N (Electric, gas or steam booster)
- 1536-N (Electric, gas or steam booster)
- 2554 (Electric, gas or steam booster)
- 2566 (Electric, gas or steam booster)
- 3072 (Electric, gas or steam booster)

Options

- Automatic drain
- External wash-down hose
- Steam extraction fan
- Fold away ramp system
- Additional pit grid
- Water pressure regulator
- Rinse tank with steam coil booster heater (N/A to 3072)
- Stainless steel pumped rinse system with electric/gas/steam coil booster heater (standard on 3072)
- Stainless steel hood assembly
- Stainless steel hood assembly with steam extraction fan
- Pass-thru second door and extended cabinet

Roll-in Rack Options (Stainless Steel)

for Models 1527-N, 1536-N, 2554, 2566 and 3072

- Tray/sheet pan rack
- Pot and utensil rack
- Sheet, cake and muffin rack
- Tray/sheet and steam pan rack
- Steam table pan rack
- Cake pan rack

NOTE: For Pot and Pan Washers listed on pages 15 & 16, specifications and terms will be those in effect at the time of shipment, and prices are subject to change without notice.

NOTE: Standard Champion warranty, terms and conditions apply except freight which is ex. works, Clearwater, Florida.

For Pricing on above Pot, Pan and Rack Machines – Contact Factory

NOTE: Options prices apply only when ordered with machine.

NON STANDARD VOLTAGES: Contact Factory for availability and price. NOTE: Options prices apply only when ordered with machine.

Champion Industries, Inc. P.O. Box 4149, Winston-Salem, NC 27115 Tel: 336/661-1556 Fax: 336/661-1979 www.championindustries.com



Power Wash Sink Systems

Model PP-3 Taskmaster

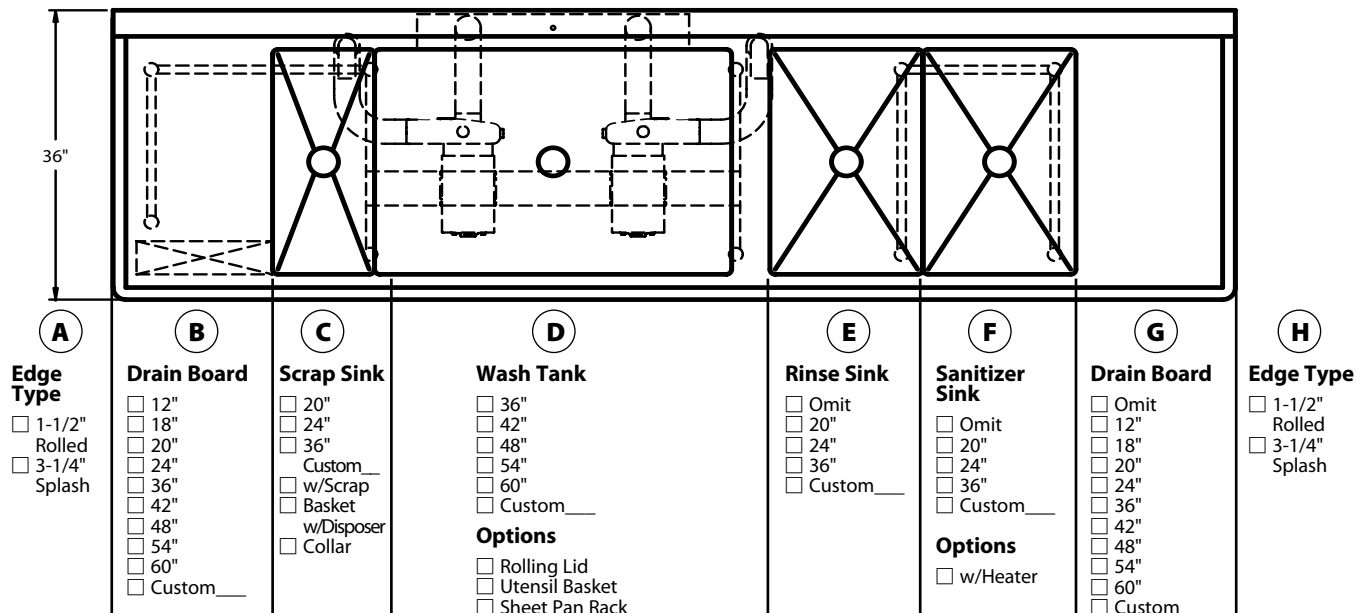
- Type 304 polished stainless steel construction
- 14 gauge stainless tanks and drain boards
- 10" high x 3-1/4" deep back splash
- Twist handle drains
- Taskmaster Control System Single Cycle Microprocessor Control Integrated low water detection Plug and play service system
- Stainless steel legs and cross rails
- Stainless steel adjustable bullet feet
- Dual stainless steel pump and impeller
- Self-draining pump systems
- Stainless steel front skirting
- Multi-sided discharge
- Removable discharge plates
- Centrifugal pump with 4" diameter intake and 3" diameter outlet



- Two - 1-1/2 HP fully enclosed (TEFC) wash pump motors with permanently sealed bearings
- Inherent motor overload protection, manual reset
- Low water protection for wash pump motor
- 2,500 watt wash tank heater
- 1 year parts and labor warranty

★ ★ Consult the factory for custom lengths & widths and for pricing on Power Wash Sink Systems ★ ★

Plan View



NON STANDARD VOLTAGES: Contact Factory for availability and price. NOTE: Options prices apply only when ordered with machine.



Power Wash Sink Systems Options

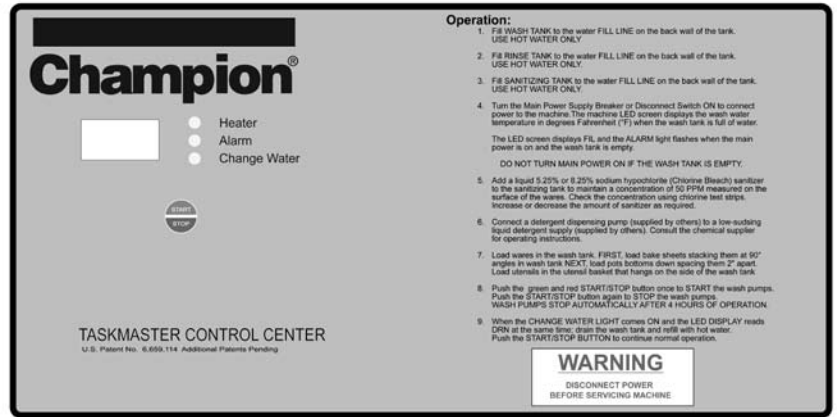
Model PP-3 *Taskmaster*

- 480/60/3 electrical
- Utensil basket
- Removable wash tank cover
- Sheet pan rack
- 5,000 watt wash tank heater
- Sanitize tank heat
- Pot and pan rack
- Table mounted over shelf
- Stainless steel under shelving
- 1/2" pre-rinse faucet
- 1/2" fill faucet
- Multi-Taskmaster
 - Variable speed
 - Temperature control
 - Programmable wash cycle
 - Integrated soap dispensing

- Auto Fill
- Auto Drain

Direction from soiled to clean end (select one)

- Left to right
- Right to left



(Standard Multi-Taskmaster Control Panel)



(Optional - Deluxe Multi-Taskmaster Control Panel)

NON STANDARD VOLTAGES: Contact Factory for availability and price. NOTE: Options prices apply only when ordered with machine.



Circular Conveyor CC Series

The complete warehandling system!

The Circular Conveyor offers high-volume operators a choice of continuous dish rack or direct loading conveyor belts. Custom designed for specific applications, this system is available in high or low temperature models and with a complete line of deluxe options, such as sinks, troughs, disposers, overhead shelves, insulated hoods, a space-saving prewash unit on the radius, and a 24-inch vertical clearance to accommodate large trays. The access doors may be located on the inside or outside of the circle. 200 to 331 racks per hour (NSF rated).

Installation Supervision (Continental U.S.): Provided by factory authorized personnel at no additional cost of one day during regular working hours only. The warranty will begin after factory supervision and approval of final installation is completed subject to standard warranty terms. Consult Factory for pricing on Champion CC Machines.



Tray Dryer



CTD-1800H

Horizontal Tray Dryer for Standard Cafeteria
Trays (Sample Tray Required)

**Approx.
Ship. Wt.**

800 lbs.

**Suggested
List Price**

\$ 16010

Waste Handling Systems

P5-24 Features: 24" slurry chamber, top cover with integral loading trough, and interconnecting water extractor and remote control panel.

P5-30/P7-30 Features: 30" slurry chamber on antivibration mounts, trough connection, interconnecting water extractor with flushing system, deodorizer injector, and remote control panel.

Available voltages: 208V/60/3; 240V/60/3; 480V/60/3



(Model P5-24 shown)

Model	Approx. Ship. Wt.	Suggested List Price
P5-24 (5-Hp)	1,000 lbs.	\$ 47540
P5-30 (5-Hp)	1,000 lbs.	Contact Factory
P7-30 (7.5-Hp)	1,100 lbs.	Contact Factory
Options	Approx. Ship. Wt.	Suggested List Price
Recirculating Pump	100 lbs.	4335
Trough Connection	50 lbs.	1220
Extractor flushing system	N/A	1690
Hose Reel (30 ft.) (unmounted)	44 lbs.	1680
Automatic Shutdown Timer	10 lbs.	1220
Deodorizer injector	N/A	855
Remote Start-Stop Station (unmounted)	N/A	1090
Sound Insulated Panels		Contact Factory

NON STANDARD VOLTAGES: Contact Factory for availability and price. NOTE: Options prices apply only when ordered with machine.



International Prices



I UH300 Undercounter

Suggested List Price

Undercounter 22°C rise electric booster heater

\$ 5095

Standard Voltage: 220/50/1; 220/60/1

Approximate Shipping Wt.: 90kg.

Shipping Dimensions: 1003mm x 635mm x 647mm

Volume Crated: 19 cu.ft [.5 cu.m.]



I DH200 Door-Type Dishwasher

High Temperature Door-Type 22°C rise electric booster heater

6215

Standard Voltage: 220/50/1; 220/60/1

Approximate Shipping Wt.: 120kg.

Shipping Dimensions: 838mm x 813mm x 1067mm

Volume Crated: 1.3 cu.m.



I 44 44" E-Series Rack Machine

44" Single Tank Rack Conveyor Dishwasher

22°C rise electric booster heater

19215

39°C rise electric booster heater (optional)

19445

Standard Voltage: 220/60/3; 380/50/3

Approximate Shipping Wt.: 340kg.

Shipping Dimensions: 1854mm x 1016mm x 1829mm

Volume Crated: 3.5 cu.m.



I 66 66" E-Series Rack Machine

44" Single Tank Rack Conveyor Dishwasher with 22" prewash

22°C rise electric booster heater

27845

39°C rise electric booster heater (optional)

28080

Standard Voltage: 220/60/3; 380/50/3

Approximate Shipping Wt.: 431kg.

Shipping Dimensions: 2489mm x 1016mm x 1829mm

Volume Crated: 4.6 cu.m.

Additional charge for non-standard voltages for USA style machines:

Undercounter	\$ 220
Door Machines	420
PP28	930
Rack Machines Single Tank	780
Rack Machines Single Tank w/prewash	990
Rack Machines Two Tank	1100
Rack Machines Two Tank w/prewash	1435
All other machines	Consult Factory

NON STANDARD VOLTAGES: Contact Factory for availability and price. NOTE: Options prices apply only when ordered with machine.

Limited Warranty

Champion Industries, Inc. (herein referred to as Champion), P.O. Box 4149, Winston-Salem, North Carolina 27115, warrants machines, and parts, as set out below.

Warranty of Machines: Champion warrants all new machines of its manufacture bearing the name "Champion" and installed within the United States to be free from defects in material and workmanship for a period of one (1) year after the date of installation or fifteen (15) months after the date of shipment by Champion, whichever occurs first. (See below for special provisions relating to glasswashers.) The warranty registration card must be returned to Champion within ten (10) days after installation. If warranty card is not returned to Champion within such period, the warranty will expire after one year from the date of shipment. Champion will not assume any responsibility for extra costs for installation in any area where there are jurisdictional problems with local trades or unions.

If a defect in workmanship or material is found to exist within the warranty period, Champion, at its election, will either repair or replace the defective machine or accept return of the machine for full credit; provided, however, as to glasswashers, Champion's obligation with respect to labor associated with any repairs shall end (a) 120 days after shipment, or (b) 90 days after installation, whichever occurs first. In the event that Champion elects to repair, the labor and work to be performed in connection with the warranty shall be done during regular working hours by a Champion authorized service technician. Defective parts become the property of Champion. Use of replacement parts not authorized by Champion will relieve Champion of all further liability in connection with its warranty. In no event will Champion's warranty obligation exceed Champion's charge for the machine.

The following are not covered by Champion's warranty:

- a. Lighting of gas pilots or burners.
- b. Cleaning of gas lines.
- c. Replacement of fuses or resetting of overload breakers.
- d. Adjustment of thermostats.
- e. Adjustment of clutches.
- f. Opening or closing of utility supply valves or switching of electrical supply current.
- g. Cleaning of valves, strainers, screens, nozzles, or spray pipes.
- h. Performance of regular maintenance and cleaning as outlined in operator's guide.
- i. Damages resulting from water conditions, accidents, alterations, improper use, abuse, tampering, improper installation, or failure to follow maintenance and operation procedures.
- j. Wear on Pulper cutter blocks, pulse vanes, and auger brush.

Examples of the defects not covered by warranty include, but are not limited to:

- (1) Damage to the exterior or interior finish as a result of the above,
- (2) Use with utility service other than that designated on the rating plate,
- (3) Improper connection to utility service,
- (4) Inadequate or excessive water pressure,
- (5) Corrosion from chemicals dispensed in excess of recommended concentrations,
- (6) Failure of electrical components due to connection of chemical dispensing equipment installed by others,
- (7) Leaks or damage resulting from such leaks caused by the installer, including those at machine table connections or by connection of chemical dispensing equipment installed by others,
- (8) Failure to comply with local building codes,
- (9) Damage caused by labor dispute.

Warranty of Parts: Champion warrants all new machine parts produced or authorized by Champion to be free from defects in material and workmanship for a period of 90 days from date of invoice. If any defect in material and workmanship is found to exist within the warranty period, Champion will replace the defective part without charge.

DISCLAIMER OF WARRANTIES AND LIMITATIONS OF LIABILITY. CHAMPION'S WARRANTY IS ONLY

TO THE EXTENT REFLECTED ABOVE. CHAMPION MAKES NO OTHER WARRANTIES, EXPRESS OR IMPLIED, INCLUDING, BUT NOT LIMITED TO, ANY WARRANTY OF MERCHANTABILITY, OR FITNESS OF PURPOSE. CHAMPION SHALL NOT BE LIABLE FOR INCIDENTAL OR CONSEQUENTIAL DAMAGES. THE REMEDIES SET OUT ABOVE ARE THE EXCLUSIVE REMEDIES FOR ANY DEFECTS FOUND TO EXIST IN CHAMPION DISHWASHING MACHINES AND CHAMPION PARTS, AND ALL OTHER REMEDIES ARE EXCLUDED, INCLUDING ANY LIABILITY FOR INCIDENTALS OR CONSEQUENTIAL DAMAGES.

Champion does not authorize any other person, including persons who deal in Champion dishwashing machines, to change this warranty or create any other obligation in connection with Champion dishwashing machines.

NON STANDARD VOLTAGES: Contact Factory for availability and price. NOTE: Options prices apply only when ordered with machine.



Terms & Conditions of Sale

1. TERMS. Champion Industries, Inc. is referred to herein as "Seller." The purchaser of the machine(s) and/or part(s) subject hereto ("Property") is referred to as "Buyer."

No terms or conditions other than those stated herein shall be applicable to the sale of the Property unless incorporated as part of the order or quotation constituting a part of the Purchase Agreement described below. Any order for Property, and the sale thereof by the Seller to the Buyer, shall be governed by the North Carolina Uniform Commercial Code, by the agreement of the parties, and by any applicable policy statement issued by the Seller.

2. PURCHASE AGREEMENT. Any order for or offer to purchase the Property, excluding parts, shall not be binding on the Seller unless it is accepted in writing by the Seller's acknowledgment reflecting such acceptance. When so accepted it shall be binding in accordance with these Terms and Conditions of Sale. No modifications shall be permitted unless agreed to in writing by the parties. Unless otherwise specifically agreed in writing, any delivery or shipping date shown, or mentioned by the Seller, is furnished only for the convenience of the Buyer, is estimated, and is not a date by which the Seller has agreed to ship or deliver the Property; provided however, after production of a machine, payment for the machine is due within terms, unless Seller otherwise agrees.

Change orders for the Property will not be permitted without the Seller's consent. The Seller may impose a charge in connection with any change order that the Seller accepts.

Each shipment or delivery is subject to Seller's approval of Buyer's creditworthiness including, without limitation, determination that Buyer is not in default on any obligation to Seller.

3. PRICES. Unless otherwise agreed: (i) all prices will be F.O.B. Factory, (ii) and all sales are subject to the terms and pricing of the applicable policy in effect on the date that the order for the Property is accepted. All invoices not paid within 30 days of the date of their issue shall be subject to a delinquency charge of 1.5% per month (.0041095% per day), or such lesser amount as may be the maximum rate permitted by law. Buyer agrees to pay all costs of collection including such reasonable attorneys' fees as may be allowed by law.

4. DELIVERY. If a delivery is F.O.B. Factory, shipment of the Property will be in accordance with Buyer's instructions when reasonable and practical. In the absence of shipping instructions on F.O.B. Factory, or in the case of F.O.B. Destination, Seller may ship by such method or carrier as Seller may deem reasonable. For F.O.B. Factory shipments, the risk of loss of Property shall pass to the Buyer upon delivery of the Property to a public carrier.

The Seller shall not be liable for failure in the delivery of the Property as a result in whole or part, of fire, flood, tornado, hurricane or other acts of God; because of any casualty, accident, embargo, strike, lockout, work stoppage, war or government regulation; or for any other reason beyond the Seller's reasonable control including, but not limited to, late delivery, or nondelivery, of any part or component of the Property that is the subject hereof.

5. DISCLAIMER OF WARRANTIES AND LIMITATIONS OF DAMAGES. MACHINES AND PARTS ARE WARRANTED ONLY TO THE EXTENT REFLECTED IN THE SEPARATE MANUFACTURER'S LIMITED WARRANTY PROVIDED. THE SELLER MAKES NO OTHER WARRANTIES, EXPRESS OR IMPLIED, INCLUDING, BUT NOT LIMITED TO, ANY WARRANTY OF MERCHANTABILITY, OR FITNESS OF PURPOSE. THE SELLER SHALL NOT BE LIABLE TO BUYER FOR INCIDENTAL OR CONSEQUENTIAL DAMAGES. In case of a breach by the Seller, the Buyer's exclusive remedy shall be, at the Seller's option, repair or replacement, or the return of the machine to the Seller and refund to the Buyer of the purchase price. In no event shall the Seller's liability exceed the purchase price of the machine.

6. MACHINE AND SPECIAL PARTS ORDER CANCELLATION AND RETURN. Buyer acknowledges that the Seller will have incurred costs in connection with the sale of a machine or special parts order; that if the machine or special parts order is sold by the Seller pursuant to a confirmed order that Buyer's failure to accept delivery of a machine or special parts order as to which Seller has given its acceptance will result in damage to the Seller which will be difficult to ascertain; and that liquidated damages as follows are reasonable and will be paid by Buyer if the machine or special parts order is not purchased, or returned in new condition.

- a) As to standard machines, the Buyer will pay the Seller, as liquidated damages, 25% of the agreed price of the machine.
- b) As to all other machines and special parts orders, the Buyer will pay the Seller, as liquidated damages, the following percentages of the agreed price of the machine or special parts order:
 - I. 25% of the agreed price upon cancellation before production of the machine or special parts order begins,
 - II. 35% of the agreed price after production of the machine or special parts order has begun and before the machine or special parts order is substantially completed, and
 - III. 50% of the agreed price after substantial completion or return of the machine or special parts order in new condition.

7. DISPUTE RESOLUTION. Any unresolved dispute arising in connection herewith shall be resolved by arbitration in Winston-Salem, North Carolina, under the rules of the American Arbitration Association, and judgement upon the award rendered by the arbiter(s) may be entered in any court.

8. GENERAL PROVISIONS. The sale of the Property herein identified shall be governed by the law of North Carolina. Failure or delay of the Seller in exercising any right, power or privilege shall not operate as a waiver of any such right, power or privilege. If any portion of these Terms and Conditions of Sale shall be held to be invalid or unenforceable, all other provisions shall nevertheless remain valid and enforceable in accordance with their terms.

NON STANDARD VOLTAGES: Contact Factory for availability and price. NOTE: Options prices apply only when ordered with machine.

Champion Industries, Inc. P.O. Box 4149, Winston-Salem, NC 27115 Tel: 336/661-1556 Fax: 336/661-1979 www.championindustries.com



Champion[®]
The Dishwashing Machine Specialists

In line with policy to continually develop and improve its products, Champion reserves the right to change specifications and designs without notice.