

# Champion®

The Dishwashing Machine Specialists

## Effective December 1, 2008 Price Schedule



International

	Page
Glasswashers .....	3
Undercounter Dishwashing Machines.....	4
Door-Type Dishwashing Machines .....	5
Rack Conveyor Dishwashing Machines .....	7
Upright Conveyor Dishwashing Machines .....	12
Pot, Pan and Utensil Warewashing Machines.....	15
Power Wash Sink Systems .....	18
Circular Conveyor Dishwashing Machines .....	20
Tray Dryer .....	20
Waste Handling Systems .....	20
International Machines .....	21

***Come see our website at  
[www.championindustries.com](http://www.championindustries.com)***

***Full listing of spec sheets  
and manuals available!***



## Ordering Information

When ordering, please supply the following information: Direction of operation (Glasswasher, Rack, Door and Upright Conveyor); Type of tank heat; Voltage, cycle and phase; Specials or options. All prices are suggested list, ex. works, except for Pot and Pan machines listed on pages 15 and 16 which are ex. works, Clearwater, Florida. Freight classification 92.5 with the exception of PP-3. Terms are net 30 days from date of invoice. All specifications are subject to change without notice. All orders are subject to approval and acceptance by factory. Prices do not include federal, municipal, or other taxes.

NON STANDARD VOLTAGES: Contact Factory for availability and price. NOTE: Options prices apply only when ordered with machine.



# Glasswashers



- CG**
- 12" glass clearance
  - 3 built-in chemical dispensers
  - Self-flushing wash chamber
  - Internal upper drain screen
  - Cool fresh water rinse
  - Approx. 1000, 2-1/2" glasses/hr.



- CG4 and CG6**
- Fully automatic operation
  - 3 built-in chemical dispensers
  - 140°F wash
  - Cool fresh water rinse
  - Approx. 2000, 2-1/2" glasses/hr.
  - Right-to-left or left-to-right operation

Rotary Models		Approximate Shipping Wt.	Suggested List Price
CG	Rotary glasswasher	204 lbs.	\$ 10125
CG-1	Rotary glasswasher	204 lbs.	10125
CG-2CCW	Rotary glasswasher – counter clockwise	204 lbs.	10125
*CG71A	Drain tray and waste collector for rotary glasswasher	8 lbs.	380
Pass Thru Models		Approximate Shipping Wt.	Suggested List Price
CG4	Pass thru glasswasher	227 lbs.	\$ 13805
CG6	Pass thru glasswasher	297 lbs.	14935
<i>Specify left-to-right or right-to-left operation when ordering.</i>			
Options		Approximate Shipping Wt.	
CG12	Stainless steel splash guards for CG4 (2)	Shipped with machine	\$ 265
CG24	Stainless steel splash guards for CG6 (2)	Shipped with machine	300
CG46C	Hand sink & wet waste receiver with legs	54 lbs.	1915
CG48	Stainless steel back for CG4	Shipped with machine	445
CG72	Stainless steel back for CG6	Shipped with machine	505
Kit 264	Washdown hose	4 lbs.	265
Kit 332	Casters – set of 4; 2 locking, 2 stationary	5 lbs.	645
*CG47	Drain tray and waste collector	2 lbs.	255
Quick disconnect package (includes casters)		10 lbs.	780

Glasswasher Warranty: One (1) year parts – 90 days labor, \*one year labor if drain tray and waste collector is purchased.

NON STANDARD VOLTAGES: Contact Factory for availability and price. NOTE: Options prices apply only when ordered with machine.



# Undercounter Dishwashing Machines

## Standard Features

- "Multi-Phase" – allows for infield conversion from single to three phase with ease. Infield conversion should be provided by a qualified electrician
- "Shear Energy" – a reduction in energy requirements while maximizing performance.
- Pumped drain
- Extended wash switch (UH170/UH200 only)
- Top-mounted slide-out control cabinet
- Door safety switch
- 1-Hp wash pump motor
- Built-in booster heater (High Temp Only)
- 90-second time cycle (UH170/UH200 only)
- Detergent and rinse aid pumps standard
- Top and side panels standard
- (1) peg rack and (1) flat rack
- ★ **Rinse Sentry** monitors the booster temperature and automatically extends the cycle time to ensure 180°F final rinse. (High Temp Only)



(UH170B Shown)



<b>Undercounter – High Temperature w/Booster</b>		<b>Standard Voltages</b>	<b>Approx. Ship. Wt.</b>	<b>Booster Rise</b>	<b>Suggested List Price</b>
<b>UH-100B</b>	Hot water, with built-in booster, fill and dump	208-240/60/1	215 lbs.	40°F	<b>\$ 5150</b>
				70°F	<b>5525</b>
<b>UH-170B</b>	Hot water, with built-in booster, fresh water rinse Analog controls – <b>ENERGY STAR® Qualified</b>	208-240/60/1	215 lbs.	40°F	<b>6380</b>
				70°F	<b>6750</b>
<b>UH-200B</b>	Hot water, with built-in booster, fresh water rinse solid state controls – <b>ENERGY STAR® Qualified</b>	208-240/60/1	215 lbs.	40°F	<b>7240</b>
				70°F	<b>7605</b>
<b>Undercounter – High Temperature w/o Booster</b>		<b>Standard Voltages</b>	<b>Approx. Ship. Wt.</b>		<b>Suggested List Price</b>
<b>UH-100</b>	Hot water, no booster, fill and dump	115/60/1	215 lbs.		<b>\$ 4800</b>
<b>UH-170</b>	Hot water, no booster, fresh water rinse, analog controls	115/60/1	215 lbs.		<b>6030</b>
<b>UH-200</b>	Hot water, no booster, fresh water rinse, solid state controls	115/60/1	215 lbs.		<b>6890</b>
<b>Undercounter – Low Temperature</b>		<b>Standard Voltages</b>	<b>Approx. Ship. Wt.</b>		<b>Suggested List Price</b>
<b>UL-100</b>	Low temp, no booster, fill and dump	115/60/1	198 lbs.		<b>\$ 4910</b>
<b>Options</b>			<b>Approx. Ship. Wt.</b>		<b>Suggested List Price</b>
1-RDT table system with scrapping/soaking sink, lower cabinet, removable scrap screen holder (specify direction: sink right OR left of machine)			167 lbs.		<b>\$ 2965</b>
Overshelf for 1-RDT			10 lbs.		<b>920</b>
Sprayhose for 1-RDT			15 lbs.		<b>565</b>
Racks, additional peg or flat racks (specify type)			each	7 lbs.	<b>90</b>
6" legs to provide nominal 22" working height (set of 4)				15 lbs.	<b>475</b>
17" stainless steel stand to provide nominal 32" working height				20 lbs.	<b>890</b>
Water pressure regulating valve (unmounted)				2 lbs.	<b>255</b>
Drain water tempering kit					<b>560</b>
3 phase wiring (Pre-wired at factory)					<b>165</b>
1" Roller Kit					<b>185</b>

NON STANDARD VOLTAGES: Contact Factory for availability and price. NOTE: Options prices apply only when ordered with machine.



# Door-Type Dishwashing Machines

## Standard Features

- Automatic tank fill
- Control circuit, 120-Volt
- Built-in stainless steel electric booster (D-HB)
- Detergent/chemical connection provisions
- Door safety switch
- Automatic drain valve
- Stainless steel enclosure panels
- High-pressure 1.4 Hp pump motor
- Interchangeable upper and lower spray arms
- Low-water tank heat cut-off
- Tank heat, electric (Steam Injector or Steam Coil optional)
- Top-mounted splash-proof control cabinet
- Racks: 1 peg rack and 1 flat rack



High Temperature		Standard Voltages	Approx. Ship. Wt.	Suggested List Price
<b>D-HB</b>	Electric, with built-in Booster	208-240/60/1 or 208-240/60/3 or 480/60/3	350 lbs.	<b>\$ 13325</b>
	Electric (40°F rise) <b>ENERGY STAR® Qualified</b>			
	Electric (70°F rise) <b>ENERGY STAR® Qualified</b>	208-240/60/3 or 480/60/3	350 lbs.	<b>13700</b>
	Steam Coil or Steam Injector with Steam Booster (40-70°F rise) <b>ENERGY STAR® Qualified</b>	208-240/60/1 or 208-240-60/3 or 480/60/3	350 lbs.	<b>16215</b>
<b>DH-1000</b>	Electric, with built-in Booster	208-240/60/1 or		<b>10250</b>
	Electric (40°F rise)	208/240/60/3		
	Electric (70°F rise)	208-240/60/3		<b>10580</b>
<b>D-H1</b>	Electric, without Booster <b>ENERGY STAR® Qualified</b>	115/60/1 or	325 lbs.	<b>10810</b>
	Steam Injector or Steam Coil without Booster <b>ENERGY STAR® Qualified</b>	208-240/60/1 or 208-240-60/3 or		<b>12035</b>
	Single source gas heat system (40°F or 70°F rise) <b>ENERGY STAR® Qualified</b>	480/60/3	825 lbs.	<i>(gas)</i> <b>25125</b>
Low Temperature		Standard Voltages	Approx. Ship. Wt.	Suggested List Price
<b>D-LF</b>	Low temperature fresh water rinse	115/60/1	325 lbs.	<b>11445</b>
	Electric	208-240/60/1 or 208-240-60/3		
<b>DL-1000</b>	Low temperature fill & dump, hood-type machine with three (3) built-in chemical dispensing pumps	115/60/1	325 lbs.	<b>6895</b>

Options	Suggested List Price
For Corner Application (D-HB, D-H1, D-LF only)	Add <b>255</b>
Drain water tempering kit (unmounted) (DHB, DH-1, DH1000 only)	<b>1145</b>
Peg or Flat Racks (specify type)	<i>each</i> <b>90</b>
Water pressure regulating valve (unmounted) Standard on D-HB model	<b>255</b>
Vent fan control (DHB, D-H1, D-LF only)	<b>190</b>
Detergent and rinse aid pumps (DH1000 only)	<b>825</b>

NOTE: Machine must be ordered as a Straight-through or Corner Application (DH-1000, DL-1000 field conversion).

NON STANDARD VOLTAGES: Contact Factory for availability and price. NOTE: Options prices apply only when ordered with machine.



# Door-Type Dishwashing Machines

## Standard Features

- Large 27" opening for trays, sheet pans or 60-quart mixing bowl
- Adjustable cycle selector
- Automatic tank fill
- Built-in stainless steel Electric Booster (D-HBT)
- Automatic drain valve
- Door-activated cycle start
- Electric tank heat
- Low-water tank heat protection
- 2-Hp drip-proof pump motor
- Door safety switch
- Interchangeable upper and lower spray arms
- Stainless steel enclosure panels
- Detergent/chemical connection provisions
- Racks: 1 peg rack and 1 flat rack



*Dual NSF Listed*

High Hood		Standard Voltages	Approx. Ship. Wt.	Suggested List Price
<b>D-HBT</b>	Electric Booster (40°F rise) <b>ENERGY STAR® Qualified</b>	208/60/1; 240/60/1 208/60/3; 240/60/3 480/60/3	400 lbs.	<b>\$ 17045</b>
	Electric Booster (70°F rise) <b>ENERGY STAR® Qualified</b>	208/60/3; 240/60/3 480/60/3	400 lbs.	<b>17475</b>
	Steam Coil or Steam Injector Steam Booster (40-70°F rise) (Externally mounted) <b>ENERGY STAR® Qualified</b>	208/60/1; 240/60/1 208/60/3; 240/60/3 480/60/3	400 lbs.	<b>19925</b>
<b>D-H1T</b>	Electric (no Booster) <b>ENERGY STAR® Qualified</b>	208/60/1; 240/60/1 208/60/3; 240/60/3 480/60/3	350 lbs.	<b>14815</b>
	Steam Coil or Steam Injector (no Booster) <b>ENERGY STAR® Qualified</b>	208/60/1; 240/60/1 208/60/3; 240/60/3	350 lbs.	<b>15670</b>
	Single Source Gas (40° or 70°F rise) <b>ENERGY STAR® Qualified</b>	115/60/1; 208/60/1; 240/60/1; 208/60/3; 240/60/3; 480/60/3		<b>29720</b>

Options	Suggested List Price
For Corner Application	Add <b>255</b>
Drain water tempering kit (unmounted)	<b>1145</b>
Peg or flat racks (specify type)	(each) <b>90</b>
Sheet pan rack	(each) <b>245</b>
Vent fan control	<b>190</b>
Water pressure regulating valve (unmounted – standard on DHB-T)	<b>255</b>

NOTE: Machine must be ordered as a Straight-through or Corner Application.

NON STANDARD VOLTAGES: Contact Factory for availability and price. NOTE: Options prices apply only when ordered with machine.




# Rack Conveyors **E-SERIES**

## Standard Features

- **ENERGY STAR® Qualified**
- One-piece stainless steel upper & lower spray arm assemblies
- Standard vertical opening accommodates 18" x 26" sheet pans
- Wide 26" leakproof doors, internally-fitted
- Anti-jam conveyor drive system
- Energy Sentinel (Idle pump shut-off)
- Convenient top-mounted controls
- Sloped internal surfaces for efficient water return to wash tank
- Automatic tank fill
- Common utility connections
- Door safety switch

- Door activated drain closures
- Enclosure panels (front & sides)
- Splash shields
- Low-water tank heat protection
- Rinse-saver device
- Stainless steel heavy-gauge construction, including base and feet
- Electric tank heat
- Wash pump 2 Hp motor
- Stainless steel pump & impeller
- Internal removable scrap basket

Circulating 300 gallons per hour with only 112 gallons actual fresh water consumption



Model 44DR  
 Shown with optional vent cowls

High Temperature Single Tank	<b>DualRinse</b>	Approx. Ship. Wt.	Suggested List Price
Model 44 DR (44" single tank, dual rinse) <b>ENERGY STAR® Qualified</b>		600 lbs.	\$ 19640
Model 44 DRWS (44" WS, water saver dual rinse) <b>ENERGY STAR® Qualified</b>		600 lbs.	19640
Model 54 DR (54" single tank, dual rinse) <b>ENERGY STAR® Qualified</b>		650 lbs	25385
<b>Single Tank with 22" Prewash</b>			
Model 66 DRPW (44" w/22" prewash, dual rinse) <b>ENERGY STAR® Qualified</b>		700 lbs.	28510
Model 66 DRWSPW (44" WS w/22" prewash, dual rinse) <b>ENERGY STAR® Qualified</b>		700 lbs.	28510
Model 76 DRPW (54" w/22" prewash, dual rinse) <b>ENERGY STAR® Qualified</b>		750 lbs	35095
<b>Single Tank with 26" Front Feed</b>			
Model 70 DRFFPW (44" single tank, front feed dual rinse) <b>ENERGY STAR® Qualified</b>		800 lbs.	34005
Model 70 DRWSFFPW (44" single tank w/front feed & prewash, dual rinse) <b>ENERGY STAR® Qualified</b>		800 lbs.	34005
Model 80 DRFFPW (54" single tank w/front feed & prewash, dual rinse) <b>ENERGY STAR® Qualified</b>		900 lbs.	39270
<b>Single Tank with 36" Heavy Duty Prewash</b>			
Model 80 DRHDPW (44" single tank w/36" prewash, dual rinse) <b>ENERGY STAR® Qualified</b>		700 lbs.	31895
Model 80 DRWSHDPW (44" w/36" heavy duty prewash, dual rinse) <b>ENERGY STAR® Qualified</b>		700 lbs.	31895
Model 90 DRHDPW (54" w/36" heavy duty prewash, dual rinse) <b>ENERGY STAR® Qualified</b>		800 lbs.	37155

NON STANDARD VOLTAGES: Contact Factory for availability and price. NOTE: Options prices apply only when ordered with machine.





# Rack Conveyors



	<b>Approx. Ship. Wt.</b>	<b>Suggested List Price</b>
<b>*High Temperature – Single Tank</b>		
<i>Model 44 (44" single tank, final rinse)</i>	600 lbs.	<b>\$ 19110</b>
<i>Model 44-WS Gas Single Source (44" single tank, gas)</i>	1100 lbs.	<b>Contact Factory</b>
<i>Model 44-WS (44" single tank, water saver)</i>	600 lbs.	<b>19110</b>
<b>Single Tank with 22" Prewash</b>		
<i>Model 66 PW (44" single tank with 22" prewash)</i>	700 lbs.	<b>27980</b>
<i>Model 66-WSPW Gas Single Source (66" single tank, gas)</i>	1200 lbs.	<b>Contact Factory</b>
<i>Model 66-WSPW (44" single tank water saver with 22" prewash)</i>	700 lbs.	<b>27980</b>
<b>Single Tank with 36" Heavy Duty Prewash</b>		
<i>Model 80 HDPW (44" single tank, with 36" heavy duty prewash)</i>	700 lbs.	<b>31365</b>
<i>Model 80 WSHDPW (44" single tank water saver with 36" heavy duty prewash)</i>	800 lbs.	<b>31365</b>
<b>Single Tank with 26" Front Feed Prewash</b>		
<i>Model 70 FFPW (44" single tank, with 26" front feed prewash)</i>	800 lbs.	<b>33475</b>
<i>Model 70 WSFFPW (44" single tank water saver with 26" front feed prewash)</i>	800 lbs.	<b>33475</b>
<b>*High Temperature – Two Tank</b>		
<i>Model 64 (64" two tank) ENERGY STAR<sup>®</sup> Qualified</i>	865 lbs.	<b>\$ 36860</b>
<i>Model 72 (72" two tank)</i>	900 lbs.	<b>41445</b>
<i>Model 84 (84" two tank) ENERGY STAR<sup>®</sup> Qualified</i>	950 lbs.	<b>43545</b>
<b>Two Tank with 22" Prewash</b>		
<i>Model 86 PW (64" two tank with 22" prewash) ENERGY STAR<sup>®</sup> Qualified</i>	1015 lbs.	<b>45730</b>
<i>Model 94 PW (72" two tank with 22" prewash)</i>	1035 lbs.	<b>50315</b>
<i>Model 106 PW (84" two tank with 22" prewash) ENERGY STAR<sup>®</sup> Qualified</i>	1055 lbs.	<b>52415</b>
<b>Two Tank with 36" Heavy Duty Prewash</b>		
<i>Model 100 HDPW (64" two tank with 36" prewash, heavy duty) ENERGY STAR<sup>®</sup> Qualified</i>	1265 lbs.	<b>49115</b>
<i>Model 120 HDPW (84" two tank with 36" prewash, heavy duty) ENERGY STAR<sup>®</sup> Qualified</i>	1295 lbs.	<b>55800</b>
<b>Two Tank with 26" Front Feed Prewash</b>		
<i>Model 90 FFPW (64" two tank w/26" front feed prewash) ENERGY STAR<sup>®</sup> Qualified</i>	900 lbs.	<b>47890</b>
<i>Model 110 FFPW (84" two tank w/26" front feed prewash) ENERGY STAR<sup>®</sup> Qualified</i>	1000 lbs.	<b>53495</b>
<b>*Low Temperature</b>		
<i>44LT (44" single tank)</i>	600 lbs.	<b>20025</b>
<i>66LTPW (44" with 22" prewash)</i>	700 lbs.	<b>28895</b>

Above models available in any of the following voltages: 208/60/1; 240/60/1; 208/60/3; 240/60/3; 480/60/3.

\*When ordering, please specify the direction of operation, voltage and phase.

NON STANDARD VOLTAGES: Contact Factory for availability and price. NOTE: Options prices apply only when ordered with machine.







# Rack Conveyors

## E-SERIES

<b>Tank Heat (specify one)</b>		<b>Suggested List Price</b>
Electric with thermostat and low-water cutoff		<b>Standard – No Charge</b>
SST closed steam coil or injector with thermostat and low-water cutoff		
Single tank (E-Series, 44 Series)		<b>\$ 1535</b>
Two tank (E-Series, 64, 72 and 84 Series)		<b>1965</b>
For recirculated hot water coil heat		<b>Contact Factory</b>
<b>Options</b>		<b>Suggested List Price</b>
48" Blower Dryer - steam or electric (Shipping Wt.: 600 lbs.)		<b>\$ 20460</b>
Cold water thermostat for prewash section		<b>980</b>
Drain water tempering kit (unmounted)		<b>1145</b>
Racks: Peg or flat racks (specify type)	<i>each</i>	<b>90</b>
24" vertical clearance (std. machine accepts 18" x 26" sheet pans)		<b>Contact Factory</b>
Stainless steel vent cowl with 7" stack and locking dampers	<i>each</i>	<b>670</b>
Steam pressure regulating valve (unmounted)		<b>Contact Factory</b>
Table limit switch (unmounted) (recommended on all rack conveyor installations)		<b>310</b>
Water pressure regulating valve (unmounted; standard with booster; standard with LT and Water Saver Series)		<b>255</b>
<b>Booster Heaters</b>		<b>Suggested List Price</b>
(Shipping Weight: 150 lbs.) All prices reflect mounted and piped boosters.		
<b>E-Series Electric</b>	40°F rise only	<b>\$ 3935</b>
44, 64, 72 & 84 Series Models	70°F rise	<b>5280</b>
<b>E-Series Electric</b>	40°F rise	<b>3320</b>
Water Saver Models & DR Models	70°F rise	<b>3930</b>
E-Series Steam	40°F rise	<b>3930</b>
	70°F rise	<b>4420</b>

NOTE: For low pressure steam applications, contact Factory.

NOTE: Please contact Champion for pricing on our "Energy Efficient Family". Additional options include:

- Double insulated vent cowl
- Insulated hood and door
- Cold water fill
- **NEW** Digital Display
- Insulated rear panel

NON STANDARD VOLTAGES: Contact Factory for availability and price. NOTE: Options prices apply only when ordered with machine.



# Modular Series Rack Conveyors

## Standard Features

- Automatic tank fill
- Common utility connections
- Control circuit, 120-Volt
- Door safety switch
- Door-activated drain closure
- Stainless steel enclosure panels
- Energy Sentinel (idle pump shut-off)
- Rinse saver device
- Vent fan control
- Separate 1/4-Hp conveyor drive motor
- Splash-proof top-mounted controls
- Electric tank heat (with low water tank heat cut-off)
- Total stainless steel construction
- 1-Hp prewash pump motor
- 2-Hp wash/rinse pump motors
- Racks: 2 peg racks and 1 flat rack



	<b>Suggested List Price</b>
<b>*High Temperature – Single Tank</b>	
44 Modular Series (Corner Application)	<b>Contact Factory</b>
64 Modular Series (Corner Application)	<b>Contact Factory</b>
Vertical clearance through machine: 24"	<b>Contact Factory</b>
<b>Tank Heat (specify one)</b>	<b>Suggested List Price</b>
Electric with thermostat and low-water cutoff	<b>Standard – No Charge</b>
SST closed steam coil or injector with thermostat and low-water cutoff	
Single tank (44 Series)	<b>\$ 1535</b>
Two tank (64 and 72 Series)	<b>1965</b>
For recirculated hot water coil heat	<b>Contact Factory</b>
<b>Options</b>	<b>Suggested List Price</b>
Cold water thermostat for prewash section	<b>980</b>
Drain water tempering kit (unmounted)	<b>1145</b>
Racks: Peg or flat racks (specify type)	<i>each</i> <b>90</b>
Stainless steel vent cowl with 7" stack and locking dampers	<i>each</i> <b>670</b>
Steam pressure regulating valve (unmounted)	<b>Contact Factory</b>
Table limit switch (unmounted) (recommended on all rack conveyor installations)	<b>310</b>
Water pressure regulating valve (unmounted; standard with booster)	<b>255</b>
<b>Booster Heaters</b> (Shipping Weight: 150 lbs.) All prices reflect mounted and piped boosters.	<b>Suggested List Price</b>
<b>Electric Modular Machines</b>	
40°F rise only	<b>3935</b>
70°F rise	<b>5280</b>
<b>Steam Booster</b>	
40°F rise only	<b>3930</b>
70°F rise	<b>4420</b>

NOTE: For low pressure steam applications, contact Factory. Contact factory for shipping weights.

NON STANDARD VOLTAGES: Contact Factory for availability and price. NOTE: Options prices apply only when ordered with machine.



# Rack Conveyor Machine Options

Model MRC 90  
 90° Motorized  
 Rack Curve  
*(Must be ordered with  
 Roller Conveyor Table)*



Model MRC 180  
 180° Motorized  
 Rack Curve  
*(Must be ordered with Roller  
 Conveyor Table)*



Cantilever  
 Sideloader  
*(No hood)*

Model RCT 64 or  
 RCT 84  
 Roller  
 Conveyor Table



<b>Rack Conveyor Machine Systems</b>	<b>Approx. Ship. Wt.</b>	<b>Suggested List Price</b>
MRC 90 – 90° Motorized Rack Curve (For use with a Roller Conveyor Table only)	150 lbs.	<b>\$ 9740</b>
MRA 90 – 90° Motorized Rack Advance (115/60/1 separate connection)	150 lbs.	<b>8245</b>
MRC 180 – 180° Motorized Rack Curve (For use with a Roller Conveyor Table only)	250 lbs.	<b>12215</b>
MRA 180 – 180° Motorized Rack Curve (115/60/1 separate connection)	250 lbs.	<b>11160</b>
RCT 64 – 64" Roller Conveyor Table (mobile or stationary)	90 lbs.	<b>4470</b>
RCT 84 – 84" Roller Conveyor Table (mobile or stationary)	115 lbs.	<b>5400</b>
Non-standard lengths (Must be ordered in 10" increments)		<b>Contact Factory</b>
Cantilever Sideloader		
No Hood    24"		<b>4715</b>
30"		<b>5765</b>
With Hood  24"		<b>5890</b>
30"		<b>7140</b>
Extended Pawl Bar (extended drive unit)		<b>850</b>

NOTE: Consult Factory for booster location when ordering Rack Advance and Roller Tables.


NON STANDARD VOLTAGES: Contact Factory for availability and price. NOTE: Options prices apply only when ordered with machine.



# Upright Conveyor (EUC) Series

## Standard Features

- **Exclusive Dual Rinse Technology**
- All-purpose 29"-wide peg belt (*SlimLine* 24" belt available)
- Automatic tank fill
- Chemical dispensing equipment connection provisions
- Choice of tank heat: electric, steam coils or direct steam injectors
- Common hot water connection
- Common drain connection
- Common electric connection (separate connection required for optional electric booster and blower-dryer)
- One piece stainless steel wash/rinse manifold system, easy to remove
- Door safety switch
- Electric eye energy sentinel (idle pump shut-off)
- Easy-to-reach top-mounted controls
- Heavy-gauge stainless construction
- Low-water tank heat protection
- Push-button start-stop station – load end
- Recirculating flushing nozzles – load end with prewash
- Rinse saver device
- Conveyor shut-off shelf – unload end
- Stainless steel enclosure panels – front & ends



(EUCCW8 Dual Rinse Shown)


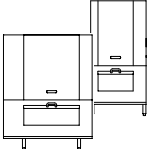
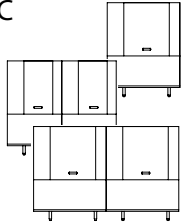
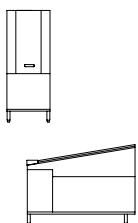
## General Information

The Champion Upright Conveyor dishwashing machines consist of modular sections: load, prewash, wash-rinse, Dual Rinse and unload. Each section is available in a choice of lengths to provide maximum space, labor and production efficiency.

To accommodate various production levels and ware sizes, select from two (2) conveyor widths.

**EUCC Series:** 24" wide conveyor belt.

**EUCCW Series:** 29" wide conveyor belt.

Sectional Construction	
A 	<b>* LOAD</b>
	A 2.5 ft. minimum length. For more loading area, order in 1 ft. increments. * 2.5 ft. load is of cantilever design
B 	<b>PREWASH</b>
	B 2.5 2.5 ft. prewash with standard external scrap basket and 1-Hp pump motor. B4 4 ft. prewash with optional external scrap basket. 3-Hp pump motor is standard.
C 	<b>WASH – RINSE</b>
	C4 4 ft. wash for CW and C Series (Contact factory for application)
	C6 6 ft. wash-rinse combination for CW and C Series C8 8 ft. wash-rinse combination for CW and C Series
D 	<b>DUAL – RINSE / UNLOAD</b>
	D2 2 ft. Water Saver Section (EUC Series only) D5 5 ft. Unload Section (minimum) Minimum 5 ft. length (Contact factory for application) Additional length available in 1 ft. increments for greater drying efficiency.

NON STANDARD VOLTAGES: Contact Factory for availability and price. NOTE: Options prices apply only when ordered with machine.



# Upright Conveyor (EUC) Series

## Modular Sections For EUC Series Dishwashing Machines

<b>LOAD (A)</b>	<b>2.5' load</b> (minimum load section) (3 ft. load section is a cantilever design) Additional lengths available in 1 ft. increments	
<b>PREWASH (B)</b>	<b>2.5' prewash</b> with external scrap basket (standard)	
	<b>4' prewash</b> without external scrap basket with external scrap basket	
<b>WASH-RINSE (C)</b>	<b>4' wash</b> (contact factory for application) without external scrap basket with external scrap basket	
	<b>6' wash-rinse combination</b> without external scrap basket with external scrap basket on wash and/or rinse	
	<b>8' wash-rinse combination</b> without external scrap basket with external scrap basket on wash and/or rinse	
	<b>DUAL RINSE/ UNLOAD (D)</b>	<b>5' unload</b> (5' minimum unload section) (contact factory for application) Additional lengths available in 1 ft. increments
	Approximate Shipping Weight:	EUCC Series: 150 lbs. per foot EUCCW Series – Dual Rinse Series: 175 lbs. per foot

## Standard Tank Heat (specify one)

	Electric heaters with thermostat and positive low-water cut-off
	Closed stainless steel coils with thermostat and positive low-water cut-off
	Steam injectors with thermostat and positive low-water cut-off
<b>NOTE:</b>	Built-in steam boosters as well as built-in electric boosters are available on all unload sections.
<b>Booster optional</b>	Built-in steam booster requires a minimum 6ft. unload

**For Pricing on Upright Conveyors – Contact Factory**

NON STANDARD VOLTAGES: Contact Factory for availability and price. NOTE: Options prices apply only when ordered with machine.



## Upright Conveyor (EUC) Series

### C and CW Options

- 48" Blower dryer - steam or electric
- Back panel, stainless steel
- Belts, All purpose peg belt standard
  - Flat belt
  - Cup belt
  - Insulated tray belt
  - Silverware belt
  - Belts with upper rods
  - BELTS – ANY COMBINATION OF ABOVE
  - (Belt with all stainless steel components for Correctional applications – Special Order only)
- Bumper rail – machine mounted
- Cold water thermostat (for prewash)
- Conveyor, variable speed, electric
- Doors, 1-piece lift out for low ceiling installations
- Drain interlock switches
- Insulated hoods, insulated lower panels
- Motor, pump, 3-Hp optional in lieu of 1-Hp on 2.5 ft. prewash
- Split unload (D section)
- Start/Stop station, unload end
- Steam pressure regulating valve (unmounted)
- Water pressure regulating valve (mounted) (standard with built-in booster)

**CHAMPION STEAM BOOSTER** – (Built-in) (Shipping Weight: 75 lbs.)  
EUCC/EUCCW (40°F max. rise) EUCC/EUCCW (70°F max. rise)

**CHAMPION ELECTRIC BOOSTERS** – (Built-in) (Shipping Weight: 150 lbs.)  
EUCC/EUCCW (40°F max. rise) EUCC/EUCCW (70°F max. rise)

**NOTE: Electric boosters – contact Factory for location**  
**Available voltages: 208/60/3; 240/60/3; 480/60/3**  
**For non-standard voltages, contact Factory**

Installation Supervision (within the Continental U.S.): Provided by factory authorized personnel at no additional cost for ONE day during regular working hours only. The warranty will begin after factory supervision and approval is completed. Subject to standard warranty terms.

**Allow 2 weeks for scheduling Factory supervision.**

★ ★ Please contact factory for information on our W-6 Upright Conveyor ★ ★

For Pricing on Upright Conveyor Options – Contact Factory

NOTE: Options prices apply only when ordered with machine.

NON STANDARD VOLTAGES: Contact Factory for availability and price. NOTE: Options prices apply only when ordered with machine.



# Pot, Pan & Utensil Warewashing Machines

## Standard Features

- Tank heater electric (steam coil or steam injector optional)
- Low-water tank heat cut-off
- 7.5-Hp drip-proof wash pump motor
- Control circuit, 120-Volt
- Counter-balanced door system
- Detergent/chemical connection provisions
- Door safety switch on each door
- Stainless steel enclosure panels (front and sides)
- Interchangeable upper and lower wash and rinse arms
- Fully-automatic wash and rinse cycle
- External lift-out refuse basket
- Recessed, front-mounted controls
- Integral 6" shelf on front-loading model
- Hold-down grid for light ware protection
- Automatic tank fill
- Vent connection, 6" diameter

NOTE: When ordering PP-28, specify type and quantity of optional racks required.



PP-28	Standard Voltages	Approx. Ship. Wt.	Suggested List Price
Straight-through, corner or front-loading operation	208-240/60/3 480/60/3	800 lbs.	\$ 29440

## Tank Heat (specify one)

Electric heat with thermostat and low-water cut-off	<b>Standard – No Charge</b>
Stainless steel closed steam coil with thermostat and low-water cut-off	<b>1940</b>

Options	Approx. Ship. Wt.	Suggested List Price
Exhaust fan (1/3-Hp)	65 lbs.	<b>2300</b>
Rack: Bake sheet, stainless steel		<b>735</b>
Rack: Basket, stainless steel		<b>900</b>
Rack: Counter pan, stainless steel		<b>735</b>
Rack: General utility, stainless steel		<b>735</b>
Steam pressure regulating valve (unmounted)		<b>Contact Factory</b>
Water pressure regulating valve (unmounted) (Standard with built-in booster)		<b>265</b>

## Booster Heaters

(Shipping Weight: 150 lbs.) All prices reflect mounted and piped boosters.		Suggested List Price
Steam (stainless steel)	40°F rise - built-in (externally mounted with cover – corner models)	<b>4390</b>
	70°F rise - built-in (externally mounted with cover – corner models)	<b>6570</b>
Electric (stainless steel)	40°F rise built-in (externally mounted with cover on corner models)	<b>3320</b>
	70°F rise (externally mounted with cover)	<b>6190</b>

NOTE: Options prices apply only when ordered with machine. NOTE: For low pressure steam application, contact Factory.

NON STANDARD VOLTAGES: Contact Factory for availability and price. NOTE: Options prices apply only when ordered with machine.





## Pot, Pan and Utensil Machines

<b>Undercounter Washer</b>	<b>Suggested List Price</b>
UTC-6	\$ 13770
<b>Options</b>	<b>Suggested List Price</b>
Steam extraction fan	745
Single phase wash pump motor	745
Additional stainless steel wash racks ( <i>each</i> )	670
Stainless steel mesh utensil basket with hinged lid ( <i>each</i> )	475

<b>Utensil Washers</b>	<b>Electric Tank Booster Heater Suggested List Price</b>	<b>Steam Tank &amp; Booster Heater Suggested List Price</b>	<b>*Gas Tank &amp; Booster Heater Suggested List Price</b>
<b>Model UTM-10</b>	<b>\$ 23405</b>	<b>\$ 27000</b>	<b>\$ 27000</b>
<b>Model LD-10</b>	<b>23405</b>	<b>27000</b>	<b>27000</b>
<b>Model SD-10</b>	<b>25710</b>	<b>32140</b>	<b>32140</b>
<b>Model LD-12-PT</b>	<b>32010</b>	<b>34325</b>	<b>34325</b>
<b>Model LD-12-CPT</b>	<b>38055</b>	<b>42260</b>	<b>42260</b>
<b>Model LD-20</b>	<b>29180</b>	<b>35425</b>	<b>35425</b>
<b>Model SD-20</b>	<b>28280</b>	<b>29885</b>	<b>29885</b>
<b>Model LD-20-PT</b>	<b>42780</b>	<b>52300</b>	<b>52300</b>
<b>Model SD-36</b>	<b>48570</b>	<b>58700</b>	<b>58700</b>

\*All gas heat models have gas booster except UTC-6 and LD-10.

<b>Options</b>	<b>Suggested List Price</b>
Steam extraction fan (All models except LD-20-PT & SD-36)	700
Steam extraction fan (LD-20-PT & SD-36)	1800
Single phase wash pump motor (UTM-10, LD-10, SD-10)	1420
Single phase wash pump motor (LD-12-PT, LD-12-CPT, LD-20, SD-20)	2135
Automatic drain (All models except LD-10)	1745
Stainless steel pumped rinse system with electric/gas/steam coil booster heater (SD-36, LD-20-PT)	5090
Utensil rack with hold-down lid	710
Stainless steel mesh utensil basket with hinged lid	455
Molded plastic utensil basket for small items	95
Stainless steel insert for tray/sheet pans (UTM-10, SD-10, SD-20, SD-36)	515
Stainless steel insert for muffin/cake pans (UTM-10, SD-10, SD-20, SD-36)	515
Tray/sheet pan rack (LD-10, LD-12-PT, LD-12-CPT, LD-20, LD-20-PT)	645
Stainless steel muffin/cake pan rack (LD-10, LD-12-PT, LD-12-CPT, LD-20, LD-20-PT)	645

NON STANDARD VOLTAGES: Contact Factory for availability and price. NOTE: Options prices apply only when ordered with machine.





## Pot, Pan and Rack Machines

### Rack Washers

- 1527-N (Electric, gas or steam booster)
- 1536-N (Electric, gas or steam booster)
- 2554 (Electric, gas or steam booster)
- 2566 (Electric, gas or steam booster)
- 3072 (Electric, gas or steam booster)

### Options

- Automatic drain
- External wash-down hose
- Steam extraction fan
- Fold away ramp system
- Additional pit grid
- Water pressure regulator
- Rinse tank with steam coil booster heater (N/A to 3072)
- Stainless steel pumped rinse system with electric/gas/steam coil booster heater (standard on 3072)
- Stainless steel hood assembly
- Stainless steel hood assembly with steam extraction fan
- Pass-thru second door and extended cabinet

### Roll-in Rack Options (Stainless Steel)

for Models 1527-N, 1536-N, 2554, 2566 and 3072

- Tray/sheet pan rack
- Pot and utensil rack
- Sheet, cake and muffin rack
- Tray/sheet and steam pan rack
- Steam table pan rack
- Cake pan rack

NOTE: For Pot and Pan Washers listed on pages 15 & 16, specifications and terms will be those in effect at the time of shipment, and prices are subject to change without notice.

NOTE: Standard Champion warranty, terms and conditions apply except freight which is ex. works, Clearwater, Florida.

**For Pricing on above Pot, Pan and Rack Machines – Contact Factory**

NOTE: Options prices apply only when ordered with machine.

NON STANDARD VOLTAGES: Contact Factory for availability and price. NOTE: Options prices apply only when ordered with machine.

Champion Industries, Inc. P.O. Box 4149, Winston-Salem, NC 27115 Tel: 336/661-1556 Fax: 336/661-1979 [www.championindustries.com](http://www.championindustries.com)



# Power Wash Sink Systems

## Model PP-3 Taskmaster

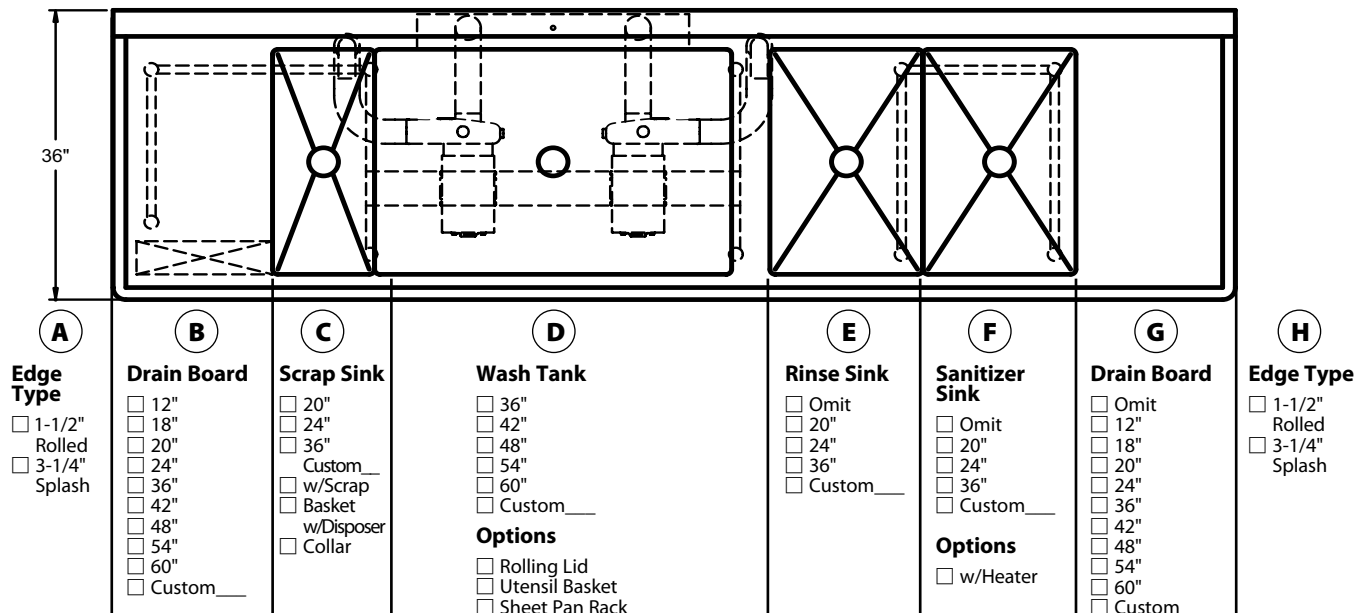
- Type 304 polished stainless steel construction
- 14 gauge stainless tanks and drain boards
- 10" high x 3-1/4" deep back splash
- Twist handle drains
- Taskmaster Control System Single Cycle Microprocessor Control Integrated low water detection Plug and play service system
- Stainless steel legs and cross rails
- Stainless steel adjustable bullet feet
- Dual stainless steel pump and impeller
- Self-draining pump systems
- Stainless steel front skirting
- Multi-sided discharge
- Removable discharge plates
- Centrifugal pump with 4" diameter intake and 3" diameter outlet



- Two - 1-1/2 HP fully enclosed (TEFC) wash pump motors with permanently sealed bearings
- Inherent motor overload protection, manual reset
- Low water protection for wash pump motor
- 2,500 watt wash tank heater
- 1 year parts and labor warranty

★ ★ Consult the factory for custom lengths & widths and for pricing on Power Wash Sink Systems ★ ★

Plan View



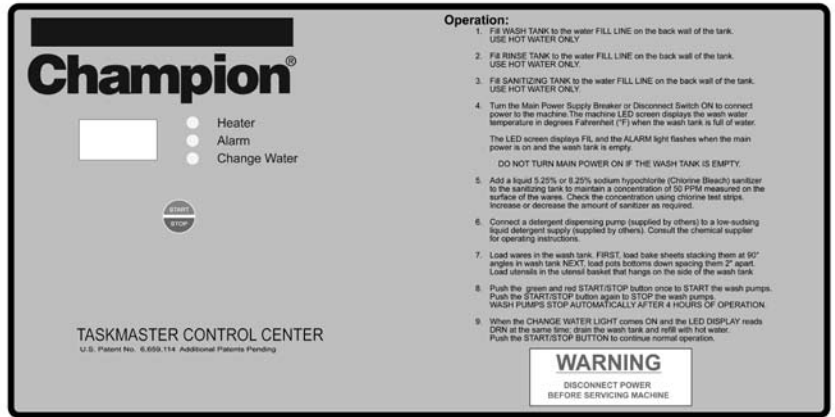
NON STANDARD VOLTAGES: Contact Factory for availability and price. NOTE: Options prices apply only when ordered with machine.



# Power Wash Sink Systems Options

## Model PP-3 *Taskmaster*

- 480/60/3 electrical
  - Utensil basket
  - Removable wash tank cover
  - Sheet pan rack
  - Deluxe sheet pan racking system
  - 5,000 watt wash tank heater
  - Sanitize tank heat
  - Pot and pan rack
  - Table mounted over shelf
  - Stainless steel under shelving
  - 1/2" pre-rinse faucet
  - 1/2" fill faucet
  - Wash tank cover
  - Multi-Taskmaster
    - Variable speed
    - Temperature control
    - Programmable wash cycle
    - Integrated soap dispensing
  - Auto Fill
  - Auto Drain
- Direction from soiled to clean end (select one)
- Left to right
  - Right to left



(Standard Multi-Taskmaster Control Panel)



(Optional - Deluxe Multi-Taskmaster Control Panel)

NON STANDARD VOLTAGES: Contact Factory for availability and price. NOTE: Options prices apply only when ordered with machine.



## Circular Conveyor CC Series

### The complete warehandling system!

The Circular Conveyor offers high-volume operators a choice of continuous dish rack or direct loading conveyor belts. Custom designed for specific applications, this system is available in high or low temperature models and with a complete line of deluxe options, such as sinks, troughs, disposers, overhead shelves, insulated hoods, a space-saving prewash unit on the radius, and a 24-inch vertical clearance to accommodate large trays. The access doors may be located on the inside or outside of the circle. 200 to 331 racks per hour (NSF rated).

Installation Supervision (Continental U.S.): Provided by factory authorized personnel at no additional cost of one day during regular working hours only. The warranty will begin after factory supervision and approval of final installation is completed subject to standard warranty terms. Consult Factory for pricing on Champion CC Machines.



## Tray Dryer



### CTD-1800H

Horizontal Tray Dryer for Standard Cafeteria  
Trays (Sample Tray Required)

**Approx.  
Ship. Wt.**

800 lbs.

**Suggested  
List Price**

**\$ 16970**

## Waste Handling Systems

**P5-24 Features:** 24" slurry chamber, top cover with integral loading trough, and interconnecting water extractor and remote control panel.

**P5-30/P7-30 Features:** 30" slurry chamber on antivibration mounts, trough connection, interconnecting water extractor with flushing system, deodorizer injector, and remote control panel.

Available voltages: 208V/60/3; 240V/60/3; 480V/60/3



(Model P5-24 shown)

<b>Model</b>	<b>Approx. Ship. Wt.</b>	<b>Suggested List Price</b>
P5-24 (5-Hp)	1,000 lbs.	<b>\$ 50390</b>
P5-30 (5-Hp)	1,000 lbs.	<b>Contact Factory</b>
P7-30 (7.5-Hp)	1,100 lbs.	<b>Contact Factory</b>
<b>Options</b>	<b>Approx. Ship. Wt.</b>	<b>Suggested List Price</b>
Recirculating Pump	100 lbs.	<b>4595</b>
Trough Connection	50 lbs.	<b>1295</b>
Extractor flushing system	N/A	<b>1790</b>
Hose Reel (30 ft.) (unmounted)	44 lbs.	<b>1780</b>
Automatic Shutdown Timer	10 lbs.	<b>1295</b>
Deodorizer injector	N/A	<b>905</b>
Remote Start-Stop Station (unmounted)	N/A	<b>1155</b>
Sound Insulated Panels		<b>Contact Factory</b>

NON STANDARD VOLTAGES: Contact Factory for availability and price. NOTE: Options prices apply only when ordered with machine.



# International Prices



<b>I UH300 Undercounter</b>	<b>Suggested List Price</b>
-----------------------------	-----------------------------

Undercounter 22°C rise electric booster heater	<b>\$ 5400</b>
Standard Voltage: 220/50/1; 220/60/1	
Approximate Shipping Wt.: 90kg.	
Shipping Dimensions: 1003mm x 635mm x 647mm	
Volume Crated: 19 cu.ft [.5 cu.m.]	

<b>I DH200 Door-Type Dishwasher</b>	<b>6590</b>
-------------------------------------	-------------

High Temperature Door-Type 22°C rise electric booster heater	<b>6590</b>
Standard Voltage: 220/50/1; 220/60/1	
Approximate Shipping Wt.: 120kg.	
Shipping Dimensions: 838mm x 813mm x 1067mm	
Volume Crated: 1.3 cu.m.	

<b>I 44 44" E-Series Rack Machine</b> (shown with optional end panels and vent cowls)	
---	--

44" Single Tank Rack Conveyor Dishwasher	
22°C rise electric booster heater	<b>20370</b>
39°C rise electric booster heater (optional)	<b>20610</b>
Without Booster	<b>17615</b>
Standard Voltage: 220/60/3; 380/50/3	
Approximate Shipping Wt.: 340kg.	
Shipping Dimensions: 1854mm x 1016mm x 1829mm	
Volume Crated: 3.5 cu.m.	

<b>I 66 66" E-Series Rack Machine</b> (shown with optional end panels and vent cowls)	
---	--

44" Single Tank Rack Conveyor Dishwasher with 22" prewash	
22°C rise electric booster heater	<b>29515</b>
39°C rise electric booster heater (optional)	<b>29765</b>
Without Booster	<b>26245</b>
Standard Voltage: 220/60/3; 380/50/3	
Approximate Shipping Wt.: 431kg.	
Shipping Dimensions: 2489mm x 1016mm x 1829mm	
Volume Crated: 4.6 cu.m.	

**Additional charge for non-standard voltages for USA style machines**

Undercounter	<b>\$ 230</b>
Door Machines	<b>445</b>
PP28	<b>985</b>
Rack Machines Single Tank	<b>825</b>
Rack Machines Single Tank w/prewash	<b>1049</b>
Rack Machines Two Tank	<b>1165</b>
Rack Machines Two Tank w/prewash	<b>1520</b>
All other machines	<b>Consult Factory</b>
Stainless Steel Side Panel	<b>Consult Factory</b>

NON STANDARD VOLTAGES: Contact Factory for availability and price. NOTE: Options prices apply only when ordered with machine.





## Limited Warranty

Champion Industries, Inc. (herein referred to as Champion), P.O. Box 4149, Winston-Salem, North Carolina 27115, warrants machines, and parts, as set out below.

**Warranty of Machines:** Champion warrants all new machines of its manufacture bearing the name "Champion" and installed within the United States to be free from defects in material and workmanship for a period of one (1) year after the date of installation or fifteen (15) months after the date of shipment by Champion, whichever occurs first. (See below for special provisions relating to glasswashers.) The warranty registration card must be returned to Champion within ten (10) days after installation. If warranty card is not returned to Champion within such period, the warranty will expire after one year from the date of shipment. Champion will not assume any responsibility for extra costs for installation in any area where there are jurisdictional problems with local trades or unions.

If a defect in workmanship or material is found to exist within the warranty period, Champion, at its election, will either repair or replace the defective machine or accept return of the machine for full credit; provided, however, as to glasswashers, Champion's obligation with respect to labor associated with any repairs shall end (a) 120 days after shipment, or (b) 90 days after installation, whichever occurs first. In the event that Champion elects to repair, the labor and work to be performed in connection with the warranty shall be done during regular working hours by a Champion authorized service technician. Defective parts become the property of Champion. Use of replacement parts not authorized by Champion will relieve Champion of all further liability in connection with its warranty. In no event will Champion's warranty obligation exceed Champion's charge for the machine.

**The following are not covered by Champion's warranty:**

- a. Lighting of gas pilots or burners.
- b. Cleaning of gas lines.
- c. Replacement of fuses or resetting of overload breakers.
- d. Adjustment of thermostats.
- e. Adjustment of clutches.
- f. Opening or closing of utility supply valves or switching of electrical supply current.
- g. Cleaning of valves, strainers, screens, nozzles, or spray pipes.
- h. Performance of regular maintenance and cleaning as outlined in operator's guide.
- i. Damages resulting from water conditions, accidents, alterations, improper use, abuse, tampering, improper installation, or failure to follow maintenance and operation procedures.
- j. Wear on Pulper cutter blocks, pulse vanes, and auger brush.

**Examples of the defects not covered by warranty include, but are not limited to:**

- (1) Damage to the exterior or interior finish as a result of the above,
- (2) Use with utility service other than that designated on the rating plate,
- (3) Improper connection to utility service,
- (4) Inadequate or excessive water pressure,
- (5) Corrosion from chemicals dispensed in excess of recommended concentrations,
- (6) Failure of electrical components due to connection of chemical dispensing equipment installed by others,
- (7) Leaks or damage resulting from such leaks caused by the installer, including those at machine table connections or by connection of chemical dispensing equipment installed by others,
- (8) Failure to comply with local building codes,
- (9) Damage caused by labor dispute.

**Warranty of Parts:** Champion warrants all new machine parts produced or authorized by Champion to be free from defects in material and workmanship for a period of 90 days from date of invoice. If any defect in material and workmanship is found to exist within the warranty period, Champion will replace the defective part without charge.

**DISCLAIMER OF WARRANTIES AND LIMITATIONS OF**

**LIABILITY.** CHAMPION'S WARRANTY IS ONLY TO THE EXTENT REFLECTED ABOVE. CHAMPION MAKES NO OTHER WARRANTIES, EXPRESS OR IMPLIED, INCLUDING, BUT NOT LIMITED TO, ANY WARRANTY OF MERCHANTABILITY, OR FITNESS OF PURPOSE. CHAMPION SHALL NOT BE LIABLE FOR INCIDENTAL OR CONSEQUENTIAL DAMAGES. THE REMEDIES SET OUT ABOVE ARE THE EXCLUSIVE REMEDIES FOR ANY DEFECTS FOUND TO EXIST IN CHAMPION DISHWASHING MACHINES AND CHAMPION PARTS, AND ALL OTHER REMEDIES ARE EXCLUDED, INCLUDING ANY LIABILITY FOR INCIDENTALS OR CONSEQUENTIAL DAMAGES.

Champion does not authorize any other person, including persons who deal in Champion dishwashing machines, to change this warranty or create any other obligation in connection with Champion dishwashing machines.

NON STANDARD VOLTAGES: Contact Factory for availability and price. NOTE: Options prices apply only when ordered with machine.



## Terms & Conditions of Sale

**1. TERMS.** Champion Industries, Inc. is referred to herein as "Seller." The purchaser of the machine(s) and/or part(s) subject hereto ("Property") is referred to as "Buyer."

No terms or conditions other than those stated herein shall be applicable to the sale of the Property unless incorporated as part of the order or quotation constituting a part of the Purchase Agreement described below. Any order for Property, and the sale thereof by the Seller to the Buyer, shall be governed by the North Carolina Uniform Commercial Code, by the agreement of the parties, and by any applicable policy statement issued by the Seller.

**2. PURCHASE AGREEMENT.** Any order for or offer to purchase the Property, excluding parts, shall not be binding on the Seller unless it is accepted in writing by the Seller's acknowledgment reflecting such acceptance. When so accepted it shall be binding in accordance with these Terms and Conditions of Sale. No modifications shall be permitted unless agreed to in writing by the parties. Unless otherwise specifically agreed in writing, any delivery or shipping date shown, or mentioned by the Seller, is furnished only for the convenience of the Buyer, is estimated, and is not a date by which the Seller has agreed to ship or deliver the Property; provided however, after production of a machine, payment for the machine is due within terms, unless Seller otherwise agrees.

Change orders for the Property will not be permitted without the Seller's consent. The Seller may impose a charge in connection with any change order that the Seller accepts.

Each shipment or delivery is subject to Seller's approval of Buyer's creditworthiness including, without limitation, determination that Buyer is not in default on any obligation to Seller.

**3. PRICES.** Unless otherwise agreed: (i) all prices will be F.O.B. Factory, (ii) and all sales are subject to the terms and pricing of the applicable policy in effect on the date that the order for the Property is accepted. All invoices not paid within 30 days of the date of their issue shall be subject to a delinquency charge of 1.5% per month (.0041095% per day), or such lesser amount as may be the maximum rate permitted by law. Buyer agrees to pay all costs of collection including such reasonable attorneys' fees as may be allowed by law.

**4. DELIVERY.** If a delivery is F.O.B. Factory, shipment of the Property will be in accordance with Buyer's instructions when reasonable and practical. In the absence of shipping instructions on F.O.B. Factory, or in the case of F.O.B. Destination, Seller may ship by such method or carrier as Seller may deem reasonable. For F.O.B. Factory shipments, the risk of loss of Property shall pass to the Buyer upon delivery of the Property to a public carrier.

The Seller shall not be liable for failure in the delivery of the Property as a result in whole or part, of fire, flood, tornado, hurricane or other acts of God; because of any casualty, accident, embargo, strike, lockout, work stoppage, war or government regulation; or for any other reason beyond the Seller's reasonable control including, but not limited to, late delivery, or nondelivery, of any part or component of the Property that is the subject hereof.

**5. DISCLAIMER OF WARRANTIES AND LIMITATIONS OF DAMAGES.** MACHINES AND PARTS ARE WARRANTED ONLY TO THE EXTENT REFLECTED IN THE SEPARATE MANUFACTURER'S LIMITED WARRANTY PROVIDED. THE SELLER MAKES NO OTHER WARRANTIES, EXPRESS OR IMPLIED, INCLUDING, BUT NOT LIMITED TO, ANY WARRANTY OF MERCHANTABILITY, OR FITNESS OF PURPOSE. THE SELLER SHALL NOT BE LIABLE TO BUYER FOR INCIDENTAL OR CONSEQUENTIAL DAMAGES. In case of a breach by the Seller, the Buyer's exclusive remedy shall be, at the Seller's option, repair or replacement, or the return of the machine to the Seller and refund to the Buyer of the purchase price. In no event shall the Seller's liability exceed the purchase price of the machine.

**6. MACHINE AND SPECIAL PARTS ORDER CANCELLATION AND RETURN.** Buyer acknowledges that the Seller will have incurred costs in connection with the sale of a machine or special parts order; that if the machine or special parts order is sold by the Seller pursuant to a confirmed order that Buyer's failure to accept delivery of a machine or special parts order as to which Seller has given its acceptance will result in damage to the Seller which will be difficult to ascertain; and that liquidated damages as follows are reasonable and will be paid by Buyer if the machine or special parts order is not purchased, or returned in new condition.

- (a) As to standard machines, the Buyer will pay the Seller, as liquidated damages, 25% of the agreed price of the machine.
- (b) As to all other machines and special parts orders, the Buyer will pay the Seller, as liquidated damages, the following percentages of the agreed price of the machine or special parts order:
  - I. 25% of the agreed price upon cancellation before production of the machine or special parts order begins,
  - II. 35% of the agreed price after production of the machine or special parts order has begun and before the machine or special parts order is substantially completed, and
  - III. 50% of the agreed price after substantial completion or return of the machine or special parts order in new condition.

**7. DISPUTE RESOLUTION.** Any unresolved dispute arising in connection herewith shall be resolved by arbitration in Winston-Salem, North Carolina, under the rules of the American Arbitration Association, and judgement upon the award rendered by the arbiter(s) may be entered in any court.

**8. GENERAL PROVISIONS.** The sale of the Property herein identified shall be governed by the law of North Carolina. Failure or delay of the Seller in exercising any right, power or privilege shall not operate as a waiver of any such right, power or privilege. If any portion of these Terms and Conditions of Sale shall be held to be invalid or unenforceable, all other provisions shall nevertheless remain valid and enforceable in accordance with their terms.

NON STANDARD VOLTAGES: Contact Factory for availability and price. NOTE: Options prices apply only when ordered with machine.

Champion Industries, Inc. P.O. Box 4149, Winston-Salem, NC 27115 Tel: 336/661-1556 Fax: 336/661-1979 [www.championindustries.com](http://www.championindustries.com)



**Champion<sup>®</sup>**  
The Dishwashing Machine Specialists

*In line with policy to continually develop and improve its products, Champion reserves the right to change specifications and designs without notice.*